

# Euro-Mediterranean trade in agricultural products

Stephane QUEFELEC

Agricultural products accounted for approximately 6% of total trade between the EU and the Mediterranean Partner Countries (MPC) in 2002. This equates to 8% of extra-EU trade in agricultural products. The EU principally buys fruit and vegetables from the MPC and supplies them mainly with cereals and milk products. The EU and the MPC are major partners for these products. For example, in 2002, the MPC absorbed over 40% of extra-EU cereal exports. They also supplied almost a third of the vegetables imported by the EU (extra) and over 15% of fruit, fruit preparations, trees and flowers, and milling industry products. The countries most involved in Euro-Mediterranean trade in agricultural products are Turkey, Morocco and Israel, and France, Germany and the Netherlands.

## Statistics in focus

### EXTERNAL TRADE

THEME 6 – 1/2004

## Contents

An important sector for the MPC ..... 1

EU exports: an uneven trend... 2

Turkey, Morocco, and Israel – France, Germany and the Netherlands: the main actors .. 2

Trade by product group: fruit and vegetables in exchange for cereals and milk products ..... 4

European imports from the MPC ..... 4

MPC competitors on the European market..... 6

European exports to the MPC ..... 7

Chart 1 - EU trade of Agricultural products with the MPC, Million Euro

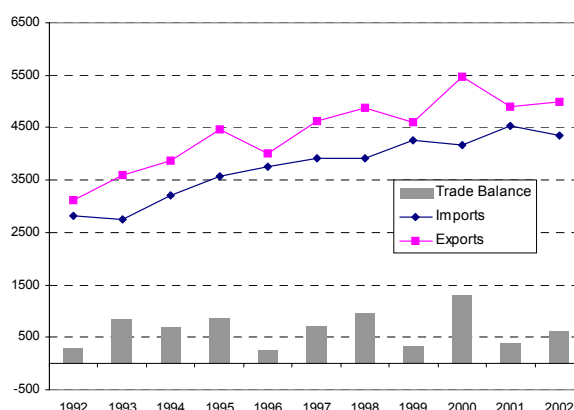
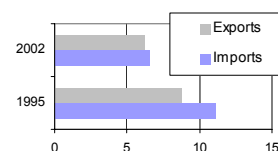
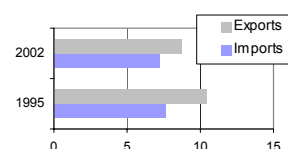


Chart 2 - Share of agricultural products as % of the total EU/MPC trade



Share of the MPC in the Extra-EU trade of agricultural products in %.



### An important sector for the MPC<sup>1</sup>

Agriculture plays a crucial role for the Mediterranean countries and EU-15 is one of the MPCs' main partners for trade in products from this sector (see box on next page).

Total trade (imports+exports) in agricultural products<sup>2</sup> between EU-15 and MPC-12-12 amounted to over EUR 10 billion in 2002, which was almost 8% of extra-EU trade in agricultural products or 2% of total EU trade (i.e. Intra+Extra EU).

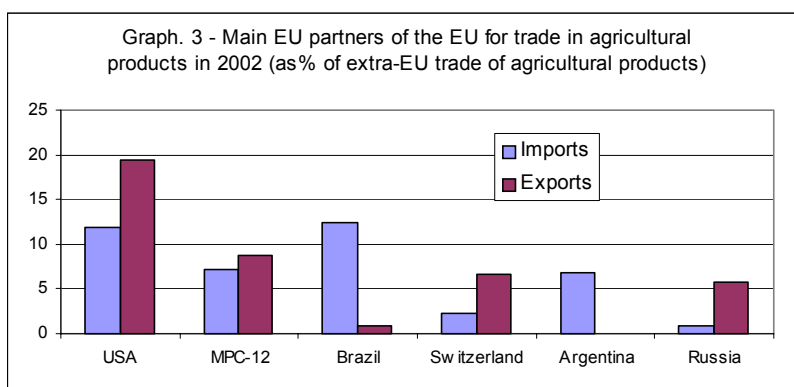
Between 1995 and 2002, European agricultural imports from the MPC multiplied by 1.3 and exports to the MPC by 1.4. This growth is markedly lower than overall growth in Euro-Mediterranean trade (x 1.8), which means that the share of agricultural products in Euro-Mediterranean trade has decreased since 1995 (from 10 to 6%).



<sup>1</sup> The twelve Mediterranean Partner Countries (MPC-12) that are signatories to the Barcelona Convention are: Algeria (DZ), Cyprus (CY), Egypt (EG), Jordan (JO), Israel (IL), Lebanon (LB), Malta (MT), Morocco (MA), Syria (SY), the Gaza Strip and the West Bank (PS), Tunisia (TN) and Turkey (TR).

<sup>2</sup> The agricultural products referred to here are included in Chapters 01, 02 and 04 to 24 of the Combined Nomenclature.

Furthermore, Euro-Mediterranean trade in agricultural products has not progressed quite as fast as extra-EU agricultural trade. Thus, the MPC share in European agricultural trade (imports+exports) has fallen from 9 to 8%. The MPC-12 group as a whole is the EU's second most important partner for trade in agricultural products, after the USA and ahead of Brazil, Switzerland, Argentina and Russia.



### EU exports: an uneven trend

Developments in trade in agricultural products have been highly irregular and still very dependent on weather conditions. While EU imports from the MPC have increased fairly smoothly, the trend in exports from the EU to the MPC has been uneven. In 1996, 1999, 2001 and 2002, exports were in each case lower than in the previous year; the EU-15 trade balance was also decidedly lower than in each previous year, but nevertheless remained positive. Moreover, agricultural structure in the MPCs is often described as dualist, with traditional subsistence cereal crops alongside export-oriented agriculture (Femise Report 2001. See also the Femise Report on the impact of agricultural liberalisation on the Euro-Mediterranean partnership, November 2003). Traditional agriculture is often more dependent on the weather than export-oriented agriculture, which more often uses irrigation systems. The trend in European exports to the MPC therefore in part reflects the vulnerability of the Mediterranean countries' agriculture to climatic conditions. 1995, 1997 or 2000 are some of the worst drought years known and are also the years in which EU-15 supplied the most agricultural products to the MPC.

### Turkey, Morocco, and Israel – France, Germany and the Netherlands: the main actors

The biggest MPC suppliers of agricultural products to the EU are Turkey, Morocco, Israel and to a lesser extent Egypt and Tunisia. These five countries supplied virtually all EU imports (94%) from the MPC in 2002 (40% from Turkey). Algeria is by far the EU's top customer: it alone absorbed almost a quarter of EU agricultural exports to the MPC in 2002. The importance of Morocco, Israel, Lebanon, Cyprus and Algeria as trading partners in agricultural products is also reflected in the fact that they account for over 15% of both total exports to and imports from the EU. Turkey, Morocco and Israel share the distinction of recording a trade surplus with the EU in 2002. On the EU side, France, Germany and the Netherlands are the MPCs' main partners, followed by the United Kingdom and Italy. Of these countries, only France and the Netherlands have a trade surplus with the MPC.

Table 1 - EU trade with MPCs in agricultural products, by MPC

	EUR millions						% change		% share per MPC of total EU-15/MPC-12* trade in agr. prod.				Agricultural products as % of total EU trade with each MPC**			
	1995		2002		Balance		Imp.	Exp.	1995		2002		1995		2002	
	Imp.	Exp.	Imp.	Exp.	1995	2002			95/02	95/02	Imp.	Exp.	Imp.	Exp.	Imp.	Exp.
Intra-EU	109,452	112,792	152,676	158,976	3,340	6,301	39	41								
Extra-EU	46,965	42,699	60,424	57,448	-4,265	-2,976	29	35								
<b>MPC-12</b>	<b>3,576</b>	<b>4,456</b>	<b>4,355</b>	<b>4,982</b>	<b>880</b>	<b>627</b>	<b>22</b>	<b>12</b>	<b>100</b>	<b>100</b>	<b>100</b>	<b>100</b>	<b>11</b>	<b>9</b>	<b>7</b>	<b>6</b>
Turkey	1,540	639	1,940	530	-902	-1,410	26	-17	43	14	45	11	17	5	9	2
Morocco	666	497	958	492	-169	-466	44	-1	19	11	22	10	17	11	15	6
Israel	592	441	806	598	-151	-208	36	36	17	10	19	12	13	5	9	4
Egypt	208	579	242	545	371	304	16	-6	6	13	6	11	9	12	7	9
Tunisia	314	327	145	279	13	135	-54	-14	9	7	3	6	9	8	2	4
Cyprus	159	183	125	266	24	140	-21	45	4	4	3	5	22	9	18	9
Algeria	22	926	24	1,206	904	1,182	7	30	1	21	1	24	0	20	0	15
Syria	42	191	63	205	149	143	49	8	1	4	1	4	2	14	2	10
Lebanon	17	350	29	483	332	454	65	38	0	8	1	10	16	14	15	16
Malta	5	151	13	211	146	199	156	40	0	3	0	4	0	7	1	8
Jordan	10	171	6	158	161	152	-43	-7	0	4	0	3	8	16	2	8
Gaza and Jericho	0	1	5	8	1	3	1,660	671	0	0	0	0	86	21	67	24

\* For example, Morocco was the source of 22% of EU imports of agricultural products from all 12 MPCs in 2002.

\*\*For example, 15% of EU imports from Morocco in 2002 were agricultural products.

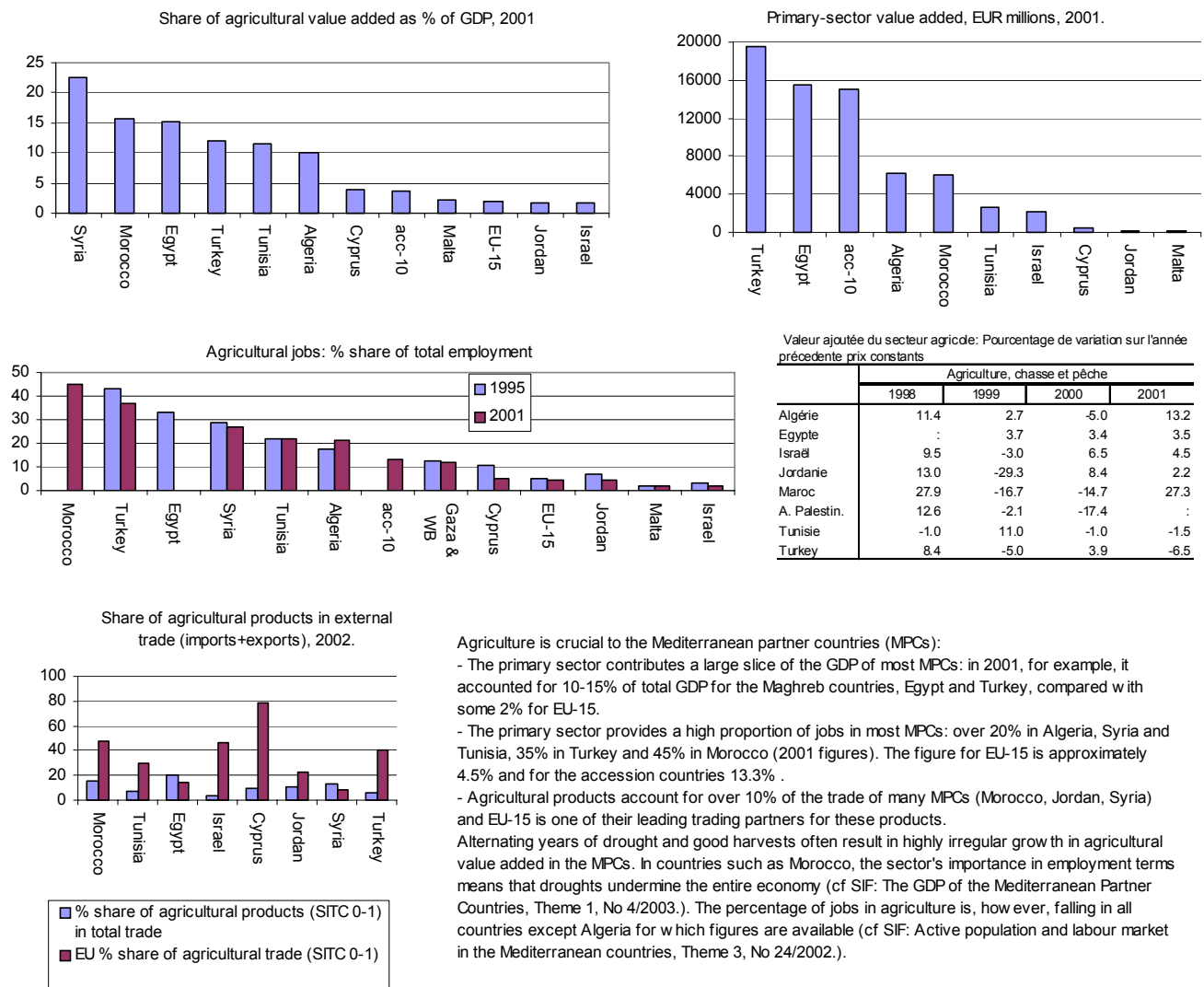
Table 2 - EU trade with MPCs in agricultural products, by Member State

	EUR millions						% change		% share per Member State of total EU-15/MPC-12* trade in agr. prod.				Agr. prod. as % of total MPC trade with each Member State**			
	1995		2002		Balance		Imp.	Exp.	1995		2002		1995		2002	
	Imp.	Exp.	Imp.	Exp.	1995	2002	95/02	95/02	Imp.	Exp.	Imp.	Exp.	Imp.	Exp.	Imp.	Exp.
<b>EU15:</b>	<b>3,576</b>	<b>4,456</b>	<b>4,355</b>	<b>4,982</b>	<b>880</b>	<b>627</b>	<b>22</b>	<b>12</b>	<b>100</b>	<b>100</b>	<b>100</b>	<b>100</b>	<b>11</b>	<b>9</b>	<b>7</b>	<b>6</b>
France	738	1,263	962	1,554	524	592	30	23	21	28	22	31	10	12	8	9
Germany	825	532	823	625	-293	-198	0	17	23	12	19	13	11	5	7	4
Netherlands	366	517	548	605	151	58	50	17	10	12	13	12	16	20	12	13
United Kingdom	467	331	536	424	-135	-113	15	28	13	7	12	9	15	7	7	6
Italy	505	371	508	385	-135	-123	0	4	14	8	12	8	10	4	4	3
Belgium	:	:	269	345	:	76	:	:	:	:	6	7	:	:	5	5
Spain	253	432	256	460	179	203	1	6	7	10	6	9	11	14	4	8
Austria	79	21	191	36	-58	-155	141	72	2	0	4	1	18	3	19	3
Greece	56	93	108	189	37	80	92	103	2	2	2	4	8	10	9	13
Sweden	60	9	60	40	-50	-20	0	332	2	0	1	1	24	1	11	3
Denmark	34	139	47	131	105	84	40	-6	1	3	1	3	16	24	9	15
Ireland	19	239	18	126	220	108	-4	-47	1	5	0	3	14	51	6	13
Finland	25	20	16	23	-6	7	-36	19	1	0	0	0	31	4	7	2
Portugal	28	38	11	39	9	27	-60	3	1	1	0	1	7	11	2	9
Luxembourg	:	:	1	0	:	-1	:	:	:	:	0	0	:	:	1	0

\* For example, France imported 22% of total EU-15 imports of agricultural products from MPCs in 2002.

\*\* For example, 8% of total imports by France from MPCs in 2002 were agricultural products.

Figure 1 : Importance of the agricultural sector in the Mediterranean partner countries



Sources: Eurostat, World Bank, United Nations.

Agriculture is crucial to the Mediterranean partner countries (MPCs):

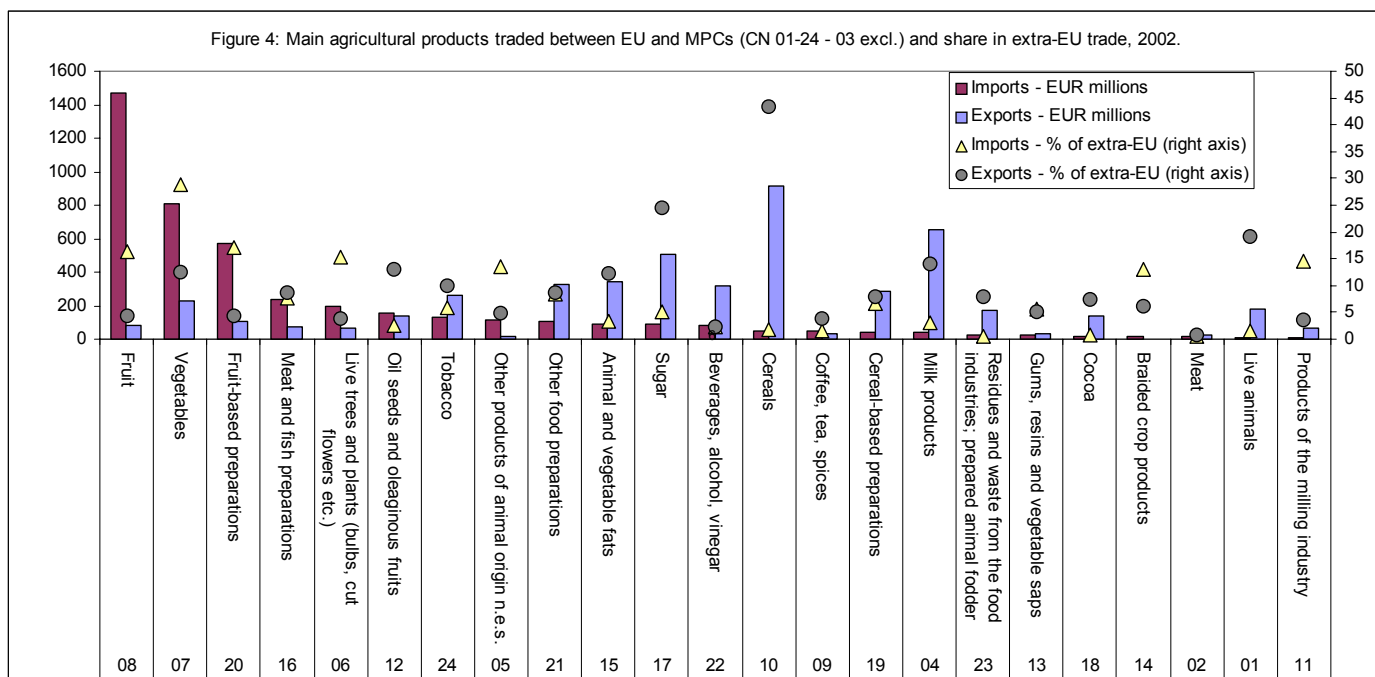
- The primary sector contributes a large slice of the GDP of most MPCs: in 2001, for example, it accounted for 10-15% of total GDP for the Maghreb countries, Egypt and Turkey, compared with some 2% for EU-15.

- The primary sector provides a high proportion of jobs in most MPCs: over 20% in Algeria, Syria and Tunisia, 35% in Turkey and 45% in Morocco (2001 figures). The figure for EU-15 is approximately 4.5% and for the accession countries 13.3%.

- Agricultural products account for over 10% of the trade of many MPCs (Morocco, Jordan, Syria) and EU-15 is one of their leading trading partners for these products.

Alternating years of drought and good harvests often result in highly irregular growth in agricultural value added in the MPCs. In countries such as Morocco, the sector's importance in employment terms means that droughts undermine the entire economy (cf SIF: The GDP of the Mediterranean Partner Countries, Theme 1, No 4/2003.). The percentage of jobs in agriculture is, however, falling in all countries except Algeria for which figures are available (cf SIF: Active population and labour market in the Mediterranean countries, Theme 3, No 24/2002.).

Figure 4: Main agricultural products traded between EU and MPCs (CN 01-24 - 03 excl.) and share in extra-EU trade, 2002.



### Trade by product group: fruit and vegetables in exchange for cereals and milk products

Euro-Mediterranean trade in agricultural products consists largely of crop products. Almost two thirds of agricultural imports from the MPC are fruit, vegetables and fruit preparations. A fifth of EU exports are cereals.

Most products of animal origin are European milk product exports (13%).

In 2002, the MPC accounted for only 8% of extra-EU trade in agricultural products. However, for certain products, they are a major EU client or supplier. In 2002, the MPC absorbed a fifth of (extra) EU exports of live animals, a quarter of sugar exports and over 40% of cereal exports. On the other hand, they supplied almost one third of the vegetables imported by the EU (extra) and over 15% of fruit, fruit preparations, trees and flowers and milling industry products.

### European imports from the MPC

In absolute terms, the three agricultural products from the MPC most often imported by the EU are walnuts, citrus fruits (specifically mandarins and oranges) and prepared fruit. Walnuts come almost exclusively from Turkey, but far more MCPs supply citrus fruits: Morocco, Turkey, Israel and, to a lesser degree, Cyprus, Egypt and Tunisia.

Prepared fruits are part of the processed food, drinks and tobacco group (Chapters 16 to 24 of the Combined Nomenclature). For the most part these products come from the agri-food industry. The top agricultural products imported by the EU from the MPC include six products from this group, which come mainly from three countries: Turkey, Israel and Morocco.

Figure 5: EU trade with MPCs in cereals and milk products (EUR millions)

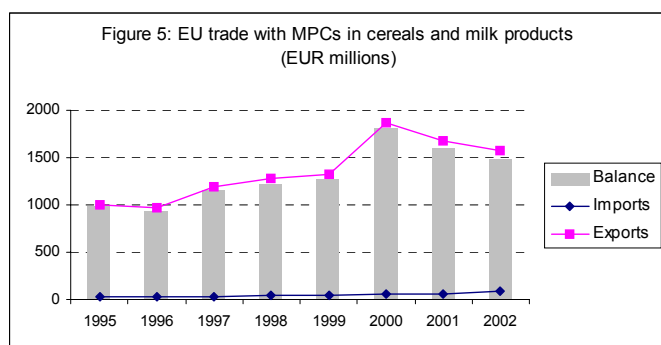
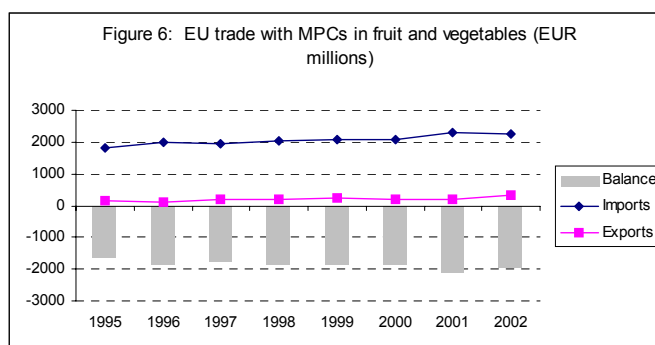


Figure 6: EU trade with MPCs in fruit and vegetables (EUR millions)



If we compare EU imports from the MPC with extra-EU imports per product, it is apparent that the MPC are practically the EU's only suppliers of some of them: walnuts and seeds, dates, figs, tomatoes, potatoes and olive oil. Turkey supplies the lion's share of walnuts, seeds, nuts, dried grapes and figs. It also sells olive oil to the EU, but in smaller proportions than Tunisia. The latter country also accounts for approximately three fifths of the dates exported from the MPC to the EU. Morocco is the main supplier of tomatoes to the EU, far ahead of Turkey and Israel. Lastly, Morocco, Egypt, Cyprus and Israel together supplied 96% of the potatoes imported by the EU from the rest of the world in 2002.

EU imports of agricultural products from the MPC are relatively concentrated. The top 20 products imported by the EU represent over 70% of total imports of agricultural products (at breakdown level 4, which includes 265 products in total).

Table 3 - EU imports from MPC by main agricultural product, 2002

CN product code and description	EUR millions																	As % of extra-EU MPC-12
	World	Intra-EU	Extra-EU	MPC-12	MT	TR	MA	DZ	TN	EG	CY	LB	SY	IL	PS	JO		
TOTAL	2499447	1510127	989320	66845	1120	22047	6295	14289	6045	3244	715	185	4056	8547	8	295	7	
Total agricultural products (HS 01 24 excl 03)	213100	152676	60424	4355	13	1940	958	24	145	242	125	29	63	806	5	6	7	
0802: Other nuts, fresh or dried	1910	643	1267	354	0	349	4	0	0	0	0	0	0	0	0	0	28	
<i>Dont: 080222:Nuts</i>	442	105	336	322	0	322	0	0	0	0	0	0	0	0	0	0	96	
0805: Citrus fruit, fresh or dried	3216	2221	995	340	0	93	128	0	10	12	35	0	0	62	0	0	34	
<i>of which: 080520:Mandarins</i>	1176	875	301	134	0	43	62	0	0	0	18	0	0	12	0	0	45	
<i>080510:Oranges</i>	1272	946	326	127	0	12	66	0	10	11	6	0	0	22	0	0	39	
2008: Fruit, nuts and other edible parts of plants, otherwise prepared or preserved ...	2222	1370	852	242	0	213	16	0	0	0	1	1	0	11	0	0	28	
<i>200819: Nuts, ground-nuts and other seeds</i>		227	195	174	0	173	0	0	0	0	0	1	0	0	0	0	89	
0804: Dates, figs, pineapples, avocados, guavas, mangoes and mangosteens, fresh or dried	1277	467	809	213	0	67	1	14	51	0	0	0	0	80	0	0	26	
<i>080410:Dates</i>	125	22	103	88	0	1	0	14	51	0	0	0	0	21	0	0	85	
<i>080420:Figs</i>	104	32	72	67	0	66	0	0	0	0	0	0	0	0	0	0	93	
0702:Tomatoes, fresh or chilled	2351	2135	216	210	0	19	170	0	2	1	0	0	0	17	0	0	97	
0806: Grapes, fresh or dried	1789	930	859	204	0	173	4	0	0	17	2	0	0	9	0	0	24	
<i>080620: Dried grapes</i>	79	250	329	146	0	146	0	0	0	0	0	0	0	0	0	0	44	
1604: Prepared or preserved fish	3115	1460	1655	161	0	6	154	0	1	0	0	0	0	0	0	0	10	
0709: Other vegetables, fresh or chilled	2827	2259	569	160	0	45	43	0	1	4	3	0	0	62	0	2	28	
0701: Potatoes, fresh or chilled	1133	974	159	158	3	1	16	0	0	58	37	0	1	42	0	0	100	
<i>070190:Potatoes</i>	925	767	158	157	3	1	16	0	0	58	37	0	1	42	0	0	100	
2401: Unmanufactured tobacco; tobacco refuse	2732	649	2083	132	0	128	0	0	1	0	1	1	2	0	0	0	6	
0603: Cut flowers and flower buds ..., fresh, dried, .....	3274	2600	675	128	0	11	4	0	0	1	0	0	0	109	4	0	19	
<i>060310: Fresh cut flowers and flower buds</i>	2467	660	3127	127	0	11	4	0	0	1	0	0	0	108	4	0	4	
2005: Other vegetables prepared or preserved otherwise than by vinegar or acetic acid, not frozen	2093	1585	508	104	0	41	55	0	1	2	0	1	0	4	0	0	20	
2009: Fruit juices (including grape must) and vegetable juices	4203	2601	1601	102	0	34	7	0	0	1	4	0	0	56	0	0	6	
0810: Fresh strawberries, raspberries, blackberries .....	1670	1179	491	100	0	5	62	0	0	9	0	0	0	23	1	0	20	
2001: Vegetables, fruit, nuts and other edible parts of plants, prepared or preserved by vinegar or acetic acid	428	245	183	96	0	85	10	0	0	0	0	0	0	0	0	0	52	
0504: Guts, bladders and stomachs of animals (other than fish), whole and pieces thereof ..	817	350	468	93	0	35	16	0	0	11	0	12	18	0	0	0	20	
2106: Food preparations, n.e.s.	4124	3483	641	81	0	14	7	0	0	0	0	0	0	60	0	0	13	
0708: Leguminous vegetables, shelled or unshelled, fresh or chilled	380	173	207	79	0	1	54	0	0	24	0	0	0	0	0	0	38	
0809: Apricots, cherries, peaches (including nectarines), plums and sloes, fresh	1252	1006	246	77	0	72	3	0	0	0	0	0	0	2	0	0	31	
1509: Olive oil and its fractions ..., whether or not refined ...	1718	1650	67	65	0	27	0	0	35	0	1	0	1	0	0	0	97	
% share of first 20 products (CN 4: 265 products)	20	18	24	71	30	73	78	62	71	58	67	55	38	67	98	48	-	

## MPC competitors on the European market

If we consider the eight products most often supplied to the EU at an even more detailed level of breakdown (level 6 of the Combined Nomenclature), who are the MPCs' main competitors on the European market?

The eight products concerned are, by order of magnitude, hazelnuts, tomatoes, walnuts and seeds, potatoes, dried grapes, mandarins, cut flowers and oranges. They appear in grey in the table on page 5. Table 4 shows the EU's eleven main suppliers of these products.

The MPC supply practically all extra-EU imports of hazelnuts, tomatoes, walnuts and potatoes. The other countries involved in the European market for these products are therefore EU Member States: Italy for hazelnuts; Spain and the Netherlands for tomatoes; Luxembourg and Germany for walnuts; France, the Netherlands and Germany for potatoes.

For the four other products, non-Member State suppliers to the EU are in the majority. For raisins, the main actors on the EU market, other than Turkey, are the USA and Greece.

Within the EU, Spain supplies a very high proportion of orange and mandarin imports. From outside the EU, the MPCs' main competitors are New Zealand (for mandarins only), South Africa and Argentina.

Lastly, as regards the internal EU market, the Netherlands, a traditional flower producer in Europe, is by far the top EU supplier of this product. Of non-European countries, Israel specialises in cut flower production and is in competition with Kenya, Colombia, Ecuador and Zimbabwe.

Tab. 4 - EU imports (EUR millions)

Code (NC 6):	080222:	070200:	200819:	070190:
Products	Hazelnuts	Tomatoes	Nuts and other seeds	Potatoes
World	442	World 2351	World 423	World 925
Extra-EU	336	Intra-EU 2135	Intra-EU 227	Intra-EU 767
MPC-12	322	Spain 954	Extra-EU 195	France 229
Turkey	322	Netherlands 756	MPC-12 174	Extra-EU 158
Intra-EU	105	Extra-EU 216	Turkey 173	MPC-12 157
Italy	53	MPC-12 210	Luxembourg 62	Netherlands 135
Germany	12	Morocco 170	Germany 58	Germany 129
Netherlands	12	Italy 141	Italy 29	Belgium 80
Azerbaijan	9	Belgium 139	Netherlands 21	Spain 65
France	8	France 79	Spain 19	Italy 62
Spain	8	Germany 47	Belgium 12	Egypt 58
Belgium	6	Turkey 19	France 10	Israel 42
United Kingdom	5	Israel 17	USA 8	United Kingdom 37
Georgia	5	United Kingdom 8	United Kingdom 6	Cyprus 37
Austria	1	Portugal 4	China 4	Morocco 16
Code (NC 6):	080620:	080520:	060310:	080510:
Products	Dried grapes	Mandarins	Cut flowers	Oranges
World	329	World 1176	World 3127	World 1272
Extra-EU	250	Intra-EU 875	Intra-EU 2467	Intra-EU 946
MPC-12	146	Spain 765	Netherlands 2228	Spain 718
Turkey	146	Extra-EU 301	Extra-EU 660	Extra-EU 326
Intra-EU	79	MPC-12 134	Kenya 194	MPC-12 127
USA	59	New Zealand 82	MPC-12 127	South Africa 119
Greece	45	Morocco 62	Israel 108	Netherlands 70
South Africa	16	Turkey 43	Colombia 99	Morocco 66
Netherlands	10	Netherlands 37	Spain 82	Italy 39
Iran	10	South Africa 36	Ecuador 74	Belgium 38
Chile	9	Argentina 18	Zimbabwe 65	Germany 24
Belgium	9	Cyprus 18	Italy 44	Greece 24
Austria	6	France 16	Belgium 42	Argentina 23
Germany	6	Germany 15	Germany 25	Israel 22
France	3	Uruguay 14	Zambia 22	France 19

## European exports to the MPC

Exports from the EU to the MPC tend, like imports, to be concentrated on certain products. In 2002, the top 20 products exported by the EU represented 73% of total MPC imports of agricultural products (at breakdown level 4, which includes 265 products in total). Wheat is the first cereal exported, and is among the top three products supplied to the MPC, with the other being sugar and milk. The MPC account for 9% of extra-EU agricultural trade, but for certain products far more than for others. By way of example, in 2002 the MPC absorbed 63% of extra-EU wheat exports, 68% of seed potatoes and 77% of live animal exports (to Lebanon principally).

Table 5 - EU exports to MPC by main agricultural product, 2002

CN product code and description	EUR millions																	As % of extra-EU MPC-12
	World	Intra-EU	Extra-EU	MPC-12	MT	TR	MA	DZ	TN	EG	CY	LB	SY	IL	PS	JO		
TOTAL	2607991	1610810	997181	80173	2695	24343	7697	8088	7584	6343	2901	2977	2097	13456	33	1960	8	
Total des Produits agricoles (HS 01 24 excl 03)	216424	158976	57448	4982	211	530	492	1206	279	545	266	483	205	598	8	158	9	
1001: Wheat and meslin	3595	2306	1289	814	0	41	144	334	72	220	0	0	0	3	0	1	63	
1701: Cane or beet sugar	2828	1740	1087	443	6	1	2	136	11	23	8	28	107	106	1	13	41	
0402: Milk and cream, concentrated or containing added sugar or other sweetening matter	3454	1781	1673	377	5	8	23	229	8	28	4	28	6	13	0	24	23	
of which: 040221: unsweetened	1508	460	1049	277	0	5	1	196	3	10	0	23	5	10	0	23	26	
2106: Food preparations, n.e.s	5496	3033	2462	197	10	35	8	18	3	27	16	21	6	44	1	9	8	
2208: Undenatured ethyl alcohol of an alcoholic strength by volume < 80%; spirits, liqueurs and other spirituous beverages	9415	3864	5551	175	7	47	13	4	9	9	20	23	4	31	0	8	3	
0701: Potatoes, fresh or chilled	1266	921	345	165	2	5	14	65	21	28	3	12	3	10	0	2	48	
of which: 070110: Seed potatoes	439	210	229	156	1	5	13	64	18	27	3	11	3	8	0	2	68	
2402: Cigars, cheroots, cigarillos and cigarettes of tobacco or of tobacco substitutes	7829	6230	1599	155	2	41	2	4	4	9	23	26	18	12	0	15	10	
of which: 240220: Cigarettes	7253	5727	1526	151	2	40	2	4	4	9	21	25	18	11	0	15	10	
1507: Soya-bean oil and its fractions	931	355	576	141	1	39	27	8	49	6	2	4	1	5	0	1	24	
1901: Malt extract; food preparations of flour, groats, meal, starch or malt extract, not containing cocoa or containing <40% by weight of cocoa calculated on a totally defatted basis, n.e.s. ...	3235	1770	1465	135	3	15	8	10	4	15	9	12	5	41	1	13	9	
0406: Cheese and curd	9318	7436	1882	128	10	3	6	24	3	21	13	32	0	4	0	11	7	
0102: Live bovine animals	1959	1797	162	126	0	0	0	0	0	0	0	126	0	0	0	0	77	
2309: Preparations of a kind used in animal feeding	5249	3895	1353	119	9	27	11	15	6	11	10	4	1	15	0	9	9	
0405: Butter, incl. dehydrated butter and ghee, and other fats and oils derived from milk	1889	1516	372	99	1	6	30	10	1	16	3	14	13	1	0	3	27	
1806: Chocolate and other food preparations containing cocoa	5743	4393	1350	98	10	21	6	3	2	2	8	13	1	29	0	2	7	
1514: Rape, colza or mustard oil and fractions thereof	1063	842	221	88	1	4	0	80	0	0	2	0	0	1	0	0	40	
1209: Seeds, fruits and spores, for sowing	1425	948	477	88	1	26	15	7	3	8	1	3	10	10	0	4	18	
1905: Bread, pastry, cakes, biscuits and other bakers' wares	6793	5368	1425	76	11	6	4	3	1	4	10	16	0	18	0	2	5	
2401: Unmanufactured tobacco; tobacco refuse	1137	621	516	66	0	13	2	14	8	24	0	1	0	4	0	0	13	
1003: Barley	1193	769	424	54	0	3	23	8	15	2	0	0	0	3	0	0	13	
0602: Live plants incl. their roots, cuttings and slips; mushroom spawn	3349	2767	581	50	3	10	11	10	2	1	3	7	0	3	0	1	9	
0713: Dried leguminous vegetables, shelled, whether or not skinned or split	429	218	211	42	0	1	9	8	0	19	0	1	0	3	0	1	20	
% share of first 20 products (CN 4: 265 products)	36	33	44	73	39	66	72	82	80	86	50	77	86	60	36	76	-	

### ➤ ESSENTIAL INFORMATION – METHODOLOGICAL NOTES

Country aggregates: EU: EU-15.

MPC-12: Algeria, Morocco, Tunisia, Egypt, Jordan, Lebanon, Syria, Israel, the West Bank and the Gaza strip, Cyprus, Malta and Turkey.

Maghreb: Algeria, Morocco, Tunisia.

Data sources: Customs. Eurostat COMEXT database. The second and third figures and the first table contain figures declared by the Mediterranean countries. The differences in the bilateral trade figures from different sources can in part be explained by the use of different methodologies and concepts.

System: special trade.

Classification: SITC Rev.3.

Statistical values: EU: CIF values for imports and FOB values for exports.

# Further information:

## ➤ Databases

NewCronos, Theme 6

To obtain information or to order publications, databases and special sets of data, please contact the **Data Shop** network:

DANMARK	DEUTSCHLAND	ESPAÑA	FRANCE	ITALIA – Roma
<b>DANMARKS STATISTIK</b> Bibliotek og Information Eurostat Data Shop Sejrogade 11 DK-2100 KØBENHAVN Ø Tlf. (45) 39 17 30 30 Fax (45) 39 17 30 03 E-mail: bib@dst.dk URL: <a href="http://www.dst.dk/bibliotek">http://www.dst.dk/bibliotek</a>	<b>Statistisches Bundesamt</b> Eurostat Data Shop Berlin Otto-Braun-Straße 70-72 (Eingang: Karl-Marx-Allee) D-10178 Berlin Tel. (49) 1888-644 94 27/28 (49) 611 75 94 27 Fax (49) 1888-644 94 30 E-Mail: <a href="mailto:datashop@destatis.de">datashop@destatis.de</a> URL: <a href="http://www.eu-datashop.de/">http://www.eu-datashop.de/</a>	<b>INE</b> Eurostat Data Shop Paseo de la Castellana, 183 Despacho 011B Entrada por Estébanez Caldeón E-28046 MADRID Tel. (34) 915 839 167/ 915 839 500 Fax (34) 915 830 357 E-mail: <a href="mailto:datashop@ine.es">datashop@ine.es</a> URL: <a href="http://www.ine.es/produser/datashop/index.html">http://www.ine.es/produser/datashop/index.html</a> Member of the MIDAS Net	<b>INSEE Info Service</b> Eurostat Data Shop 195, rue de Bercy Tour Gamma A F-75582 PARIS CEDEX 12 Tél. (33) 1 53 17 88 44 Fax (33) 1 53 17 88 22 E-mail: <a href="mailto:datashop@insee.fr">datashop@insee.fr</a> Member of the MIDAS Net	<b>ISTAT</b> Centro di informazione statistica Sede di Roma Eurostat Data Shop Via Cesare Balbo, 11a I-00184 Roma Tel. (39) 06 46 73 32 28 Fax (39) 06 46 73 31 01/ 07 E-mail: <a href="mailto:datashop@istat.it">datashop@istat.it</a> URL: <a href="http://www.istat.it/Prodotti-e/Allegati/Eurostatdatashop.html">http://www.istat.it/Prodotti-e/Allegati/Eurostatdatashop.html</a> Member of the MIDAS Net
ITALIA – Milano	NEDERLAND	PORTUGAL	SUOMI/FINLAND	SVERIGE
<b>ISTAT</b> Ufficio Regionale per la Lombardia Eurostat Data Shop Via Fieno 3 I-20123 MILANO Tel. (39) 02 80 61 32 460 Fax (39) 02 80 61 32 304 E-mail: <a href="mailto:mileuro@tin.it">mileuro@tin.it</a> URL: <a href="http://www.istat.it/Prodotti-e/Allegati/Eurostatdatashop.html">http://www.istat.it/Prodotti-e/Allegati/Eurostatdatashop.html</a> Member of the MIDAS Net	<b>Centraal Bureau voor de Statistiek</b> Eurostat Data Shop - Voorburg Postbus 4000 NL-2270 JM VOORBURG Nederland Tel. (31) 70 337 49 00 Fax (31) 70 337 59 84 E-mail: <a href="mailto:datashop@cbs.nl">datashop@cbs.nl</a> URL: <a href="http://www.cbs.nl/eurodatashop">www.cbs.nl/eurodatashop</a>	<b>Eurostat Data Shop Lisboa</b> INE/Serviço de Difusão Av. António José de Almeida, 2 P-1000-043 LISBOA Tel. (351) 21 842 61 00 Fax (351) 21 842 63 64 E-mail: <a href="mailto:data.shop@ine.pt">data.shop@ine.pt</a>	<b>Statistics Finland</b> Eurostat Data Shop Helsinki Tilastokirjasto PL 2B FIN-00022 Tilastokeskus Työpajakatu 13 B, 2 Kerros, Helsinki P. (358) 9 17 34 22 21 F. (358) 9 17 34 22 79 Sähköposti: <a href="mailto:datashop@stat.fi">datashop@stat.fi</a> URL: <a href="http://www.tilastokeskus.fi/tk/kk/datashop/">http://www.tilastokeskus.fi/tk/kk/datashop/</a>	<b>Statistics Sweden</b> Information service Eurostat Data Shop Karlavägen 100 - Box 24 300 S-104 51 STOCKHOLM Tfn (46) 8 50 69 48 01 Fax (46) 8 50 69 48 99 E-post: <a href="mailto:infoservice@scb.se">infoservice@scb.se</a> URL: <a href="http://www.scb.se/templates/Standard___22884.asp">http://www.scb.se/templates/Standard___22884.asp</a>
UNITED KINGDOM	NORGE	SCHWEIZ/SUISSE/SVIZZERA	UNITED STATES OF AMERICA	
<b>Eurostat Data Shop</b> Office for National Statistics Room 1.015 Cardiff Road Newport South Wales NP10 8XG United Kingdom Tel. (44) 1633 81 33 69 Fax (44) 1633 81 33 33 E-mail: <a href="mailto:eurostat.datashop@ons.gov.uk">eurostat.datashop@ons.gov.uk</a>	<b>Statistics Norway</b> Library and Information Centre Eurostat Data Shop Kongens gate 6 Boks 8131 Dep. N-0033 OSLO Tel. (47) 21 09 46 42 / 43 Fax (47) 21 09 45 04 E-mail: <a href="mailto:Datashop@ssb.no">Datashop@ssb.no</a> URL: <a href="http://www.ssb.no/biblioteket/datashop/">http://www.ssb.no/biblioteket/datashop/</a>	<b>Statistisches Amt des Kantons Zürich</b> Eurostat Data Shop Bleichenweg 5 CH-8090 Zürich Tel. (41) 1 225 12 12 Fax (41) 1 225 12 99 E-mail: <a href="mailto:datashop@statistik.zh.ch">datashop@statistik.zh.ch</a> URL: <a href="http://www.statistik.zh.ch">http://www.statistik.zh.ch</a>	<b>Harver Analytics</b> Eurostat Data Shop 60 East 42nd Street Suite 3310 NEW YORK, NY 10165 USA Tel. (1) 212 986 93 00 Fax (1) 212 986 69 81 E-mail: <a href="mailto:eurodata@haver.com">eurodata@haver.com</a> URL: <a href="http://www.haver.com/">http://www.haver.com/</a>	

### Media Support Eurostat (for professional journalists only):

Bech Building Office A4/017 • L-2920 Luxembourg • Tel. (352) 4301 33408 • Fax (352) 4301 35349 • e-mail: [eurostat-mediasupport@cec.eu.int](mailto:eurostat-mediasupport@cec.eu.int)

### For information on methodology:

Stephane Quefelec, Eurostat / F4, L-2920 Luxembourg, Tel. (352) 4301 34987, Fax (352) 4301 32769, E-mail: [Stephane.Quefelec@cec.eu.int](mailto:Stephane.Quefelec@cec.eu.int)

ORIGINAL: French

Please visit our web site at [www.europa.eu.int/comm/eurostat/](http://www.europa.eu.int/comm/eurostat/) for further information!

A list of worldwide sales outlets is available at the **Office for Official Publications of the European Communities**.

2 rue Mercier – L-2985 Luxembourg  
Tel. (352) 2929 42118 Fax (352) 2929 42709  
URL: <http://publications.eu.int>  
E-mail: [info-info-opoce@cec.eu.int](mailto:info-info-opoce@cec.eu.int)

BELGIQUE/BELGIË – DANMARK – DEUTSCHLAND – GREECE/ELLADA – ESPAÑA – FRANCE – IRELAND – ITALIA – LUXEMBOURG – NEDERLAND – ÖSTERREICH  
PORTUGAL – SUOMI/FINLAND – SVERIGE – UNITED KINGDOM – ISLAND – NORGE – SCHWEIZ/SUISSE/SVIZZERA – BALGARIJA – ČESKÁ REPUBLIKA – CYPRUS  
EESTI – HRVATSKA – MAGYARORSZÁG – MALTA – POLSKA – ROMÂNIA – RUSSIA – SLOVAKIA – SLOVENIA – TÜRKIYE – AUSTRALIA – CANADA – EGYPT – INDIA  
ISRAËL – JAPAN – MALAYSIA – PHILIPPINES – SOUTH KOREA – THAILAND – UNITED STATES OF AMERICA

## Order form

I would like to subscribe to *Statistics in focus* (from 1.1.2004 to 31.12.2004):

(for the Data Shop and sales office addresses see above)

All 9 themes (approximately 200 issues)

Paper: EUR 240

Language required:  DE  EN  FR

*Statistics in focus* can be downloaded (pdf file) free of charge from the Eurostat web site. You only need to register. For other solutions, contact your Data Shop.

Please send me a free copy of 'Eurostat mini-guide' (catalogue containing a selection of Eurostat products and services)

Language required:  DE  EN  FR

I would like a free subscription to 'Statistical References', the information letter on Eurostat products and services

Language required:  DE  EN  FR

Mr  Mrs  Ms

(Please use block capitals)

Surname: \_\_\_\_\_ Forename: \_\_\_\_\_

Company: \_\_\_\_\_ Department: \_\_\_\_\_

Function: \_\_\_\_\_

Address: \_\_\_\_\_

Post code: \_\_\_\_\_ Town: \_\_\_\_\_

Country: \_\_\_\_\_

Tel.: \_\_\_\_\_ Fax: \_\_\_\_\_

E-mail: \_\_\_\_\_

**Payment on receipt of invoice, preferably by:**

Bank transfer

Visa  Eurocard

Card No: \_\_\_\_\_ Expires on: \_\_\_\_/\_\_\_\_/\_\_\_\_

**Please confirm your intra-Community VAT number:**

If no number is entered, VAT will be automatically applied. Subsequent reimbursement will not be possible.