



Statistics

in focus

ENVIRONMENT AND
ENERGY

THEME 8 – 14/2003

ENERGY

Contents

Provisional data for 2002

Intra-EU deliveries of petroleum products in 2002

Emile SIEBENALLER

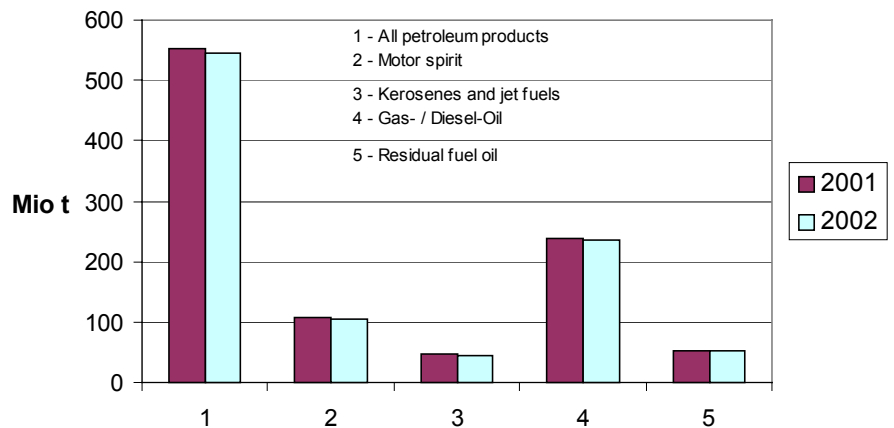


Figure 1: Intra-EU deliveries, EU-15

In 2002, deliveries of petroleum products inside the EU fell by 1.3% to a total of 545.6 million tonnes, compared with 552.6 million tonnes in 2001.

The trend in the main products is as follows:

- deliveries of motor spirit fell once again, this time to 105.8 million tonnes - a drop of 2.3%.
- intra-EU deliveries of kerosene and jet fuels were down by 3.0%, from 46.2 million tonnes in 2001 to 44.8 million tonnes in the reference year.
- quantities of gas/diesel oil decreased by 0.9%, from 238.9 million tonnes in 2001 to 236.8 million tonnes in 2002.
- residual fuel oil deliveries rose from 51.2 million tonnes in 2001 to 53.3 million tonnes in 2002- an increase of 4.0%.



Trends in deliveries by Member State

The main trends by product in 2002 were as follows:

- deliveries of motor spirit increased in Austria (+ 7.2%), Greece (+ 4.7%), Ireland (+ 3.1%), Sweden (+ 1.8%), Finland (+ 1.7%), the Netherlands (+ 1.5%), Portugal (+ 1.4%) and Denmark (+ 0.8%) but decreased in the United Kingdom (-4.9%), Belgium (-4.7%), Italy (-3.8%), Spain (-3.2%), France (-2.9%), Luxembourg (-2.8%) and Germany (-2.6%).
- kerosene and jet fuel deliveries were up in Luxembourg (+ 8.0%), Ireland (+ 7.7%), the Netherlands (+ 4.5%) and Germany (+ 0.1%) but down in Belgium (-15.4%), Denmark (-11.7%), Italy (-10.9%), Sweden (-9.6%), Finland (-6.9%), Austria (-6.1%), Spain (-5.2%), Greece (-3.4%), the United Kingdom (-3.2%), Portugal (-2.3%) and France (-1.8%).

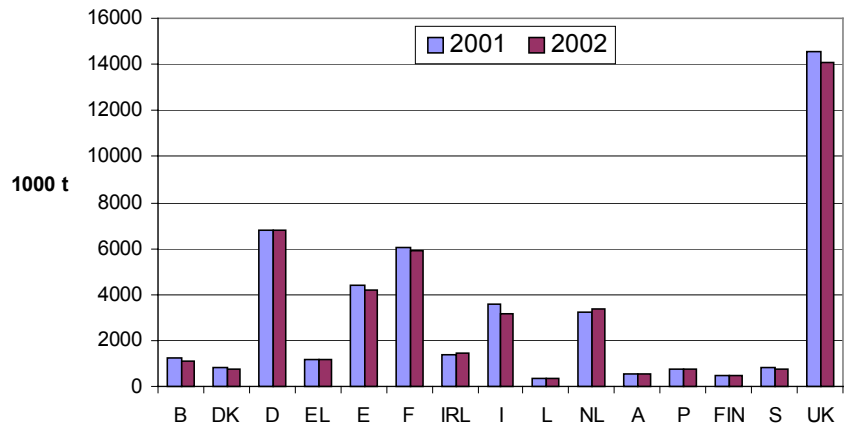


Figure 2: Deliveries of kerosene and jet fuels

- total deliveries of gas/diesel oil fell in Germany (-5.6%), Belgium (-4.5%), Denmark (-3.4%), the United Kingdom (-1.2%), Finland (-1.1%), France (-0.9%) and Ireland (-0.6%) but rose by 6.6% in Sweden, 4.7% in Greece, 4.5% in Austria, 3.5% in Luxembourg, 3.3% in the Netherlands, 3.2% in Spain, 2.2% in Italy and 0.7% in Portugal.

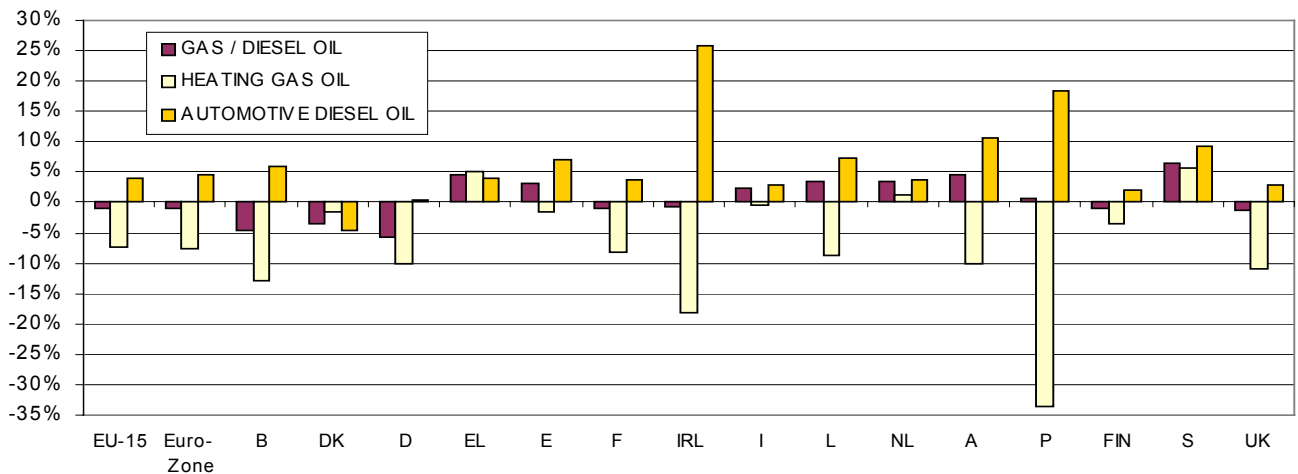



Figure 3: Change from 2001 to 2002 in deliveries of gas/diesel oil

- residual fuel oil deliveries were up in Sweden (+ 53.0%), Denmark (+ 20.6%), Spain (+ 14.3%), Italy (+ 11.3%), Finland (+ 10.7%) and Portugal (+ 8.5%) but down in the Netherlands (-71.6%), Belgium (-46.3%), Luxembourg (-28.6%), Austria (-22.2%), France (-12.3%), Ireland (-9.1%), the United Kingdom (-7.1%), Greece (-2.0%) and Germany (-0.8%).

MINERALÖLZERZEUGNISSE Inlandslieferungen JAN-DEZ 2002 - Erste Ergebnisse 1 000 t				PETROLEUM PRODUCTS Inland Deliveries JAN-DEC 2002 - First Results 1 000 t											PRODUITS PÉTROLIERS Livraisons Intérieures JAN-DEC 2002 - Premiers Résultats 1 000 t			
	EU-15	Euro-Zone	B	DK	D	EL	E	F	IRL	I	L	NL	A	P	FIN	S	UK	
ALLE MINERALÖLZERZEUGNISSE				ALL PETROLEUM PRODUCTS											TOUS PRODUITS PÉTROLIERS			
2001	552 565	459 566	22 180	9 117	122 518	15 564	61 845	87 136	7 830	79 938	2 371	24 324	12 157	14 821	8 882	12 967	70 915	
2002	545 623	453 674	20 476	8 567	118 159	16 022	62 792	84 250	7 817	80 656	2 421	24 506	12 243	15 225	9 107	13 909	69 472	
2002/2001 %	-1.3	-1.3	-7.7	-6.0	-3.6	29	1.5	-3.3	-0.2	0.9	21	0.7	0.7	27	25	7.3	-2.0	
darunter: MOTORENBENZIN				among which: MOTOR SPIRIT											dont: ESSENCES MOTEUR			
2001	108 276	81 372	2 185	1 938	27 935	3 385	8 492	12 072	1 540	15 270	572	4 116	1 998	1 996	1 811	3 974	20 992	
2002	105 760	79 793	2 082	1 953	27 214	3 543	8 219	11 718	1 587	14 693	556	4 176	2 141	2 023	1 841	4 044	19 970	
2002/2001 %	-2.3	-1.9	-4.7	0.8	-2.6	4.7	-3.2	-2.9	3.1	-3.8	-2.8	1.5	7.2	1.4	1.7	1.8	-4.9	
PETROLEUM/ FLUGTURBINENKRAFTSTOFFE				KEROSENE AND JET FUELS											PETROLE LAMPANT ET CARBURACTEURS			
2001	46 206	29 964	1 261	845	6 806	1 176	4 417	6 010	1 368	3 572	337	3 228	555	740	494	856	14 541	
2002	44 808	29 205	1 067	746	6 813	1 136	4 189	5 904	1 473	3 183	364	3 372	521	723	460	774	14 083	
2002/2001 %	-3.0	-2.5	-15.4	-11.7	0.1	-3.4	-5.2	-1.8	7.7	-10.9	8.0	4.5	-6.1	-2.3	-6.9	-9.6	-3.2	
DIESELKRAFTST. U. DESTILLATHEZÖLE				GAS/ DIESEL OIL											GASOIL ET FUEL-OIL FLUIDE			
2001	238 919	206 746	11 161	3 828	60 577	6 666	26 915	47 299	3 184	26 770	1 415	6 657	6 641	5 272	4 189	4 919	23 426	
2002	236 811	204 720	10 655	3 696	57 175	6 978	27 779	46 859	3 165	27 369	1 464	6 880	6 942	5 311	4 143	5 243	23 152	
2002/2001 %	-0.9	-1.0	-4.5	-3.4	-5.6	4.7	3.2	-0.9	-0.6	2.2	3.5	3.3	4.5	0.7	-1.1	6.6	-1.2	
darunter: DIESELKRAFTSTOFFE				among which: AUTOMOTIVE DIESEL OIL											dont: GASOIL ROUTIER			
2001	134 936	114 903	4 939	2 372	25 497	2 124	15 084	28 667	1 273	20 744	1 074	5 521	4 675	3 480	1 825	1 243	16 418	
2002	140 514	119 986	5 232	2 262	25 626	2 210	16 140	29 770	1 601	21 367	1 153	5 730	5 174	4 120	1 863	1 359	16 907	
2002/2001 %	4.1	4.4	5.9	-4.6	0.5	4.0	7.0	3.8	25.8	3.0	7.4	3.8	10.7	18.4	2.1	9.3	3.0	
RÜCKSTANDSHEZÖLE				RESIDUAL FUEL OIL											FUEL-OIL RESIDUEL			
2001	51 199	47 443	1 744	510	6 921	2 757	6 765	3 473	1 604	17 814	7	95	1 375	3 310	1 578	1 044	2 202	
2002	53 266	49 008	936	615	6 864	2 701	7 733	3 046	1 458	19 828	5	27	1 070	3 593	1 747	1 597	2 046	
2002/2001 %	4.0	3.3	-46.3	20.6	-0.8	-2.0	14.3	-12.3	-9.1	11.3	-28.6	-71.6	-22.2	8.5	10.7	53.0	-7.1	

Further information:

➤ Databases

NewCronos, Theme 8, Domain: sirene

To obtain information or to order publications, databases and special sets of data, please contact the **Data Shop** network:

DANMARK	DEUTSCHLAND	ESPAÑA	FRANCE	ITALIA – Roma
DANMARKS STATISTIK Bibliotek og Information Eurostat Data Shop Sejrogade 11 DK-2100 KØBENHAVN Ø Tlf. (45) 39 17 30 30 Fax (45) 39 17 30 03 E-mail: bb@dst.dk URL: http://www.dst.dk/bibliotek	STATISTISCHES BUNDESAMT Eurostat Data Shop Berlin Otto-Braun-Straße 70-72 (Eingang: Karl-Marx-Allee) D-10178 BERLIN Tel. (49) 1888-644 94 27/28 (49) 611 75 94 27 Fax (49) 1888-644 94 30 E-Mail: datashop@desistat.de URL: http://www.eu-datashop.de/	INE Eurostat Data Shop Paseo de la Castellana, 183 Despacho 011B Entrada por Estébanez Calderón E-28046 MADRID Tel. (34) 915 839 167/ 915 839 500 Fax (34) 915 830 357 E-mail: datashop.eurostat@ine.es URL: http://www.ine.es/produser/datashop/index.html	INSEE Info Service Eurostat Data Shop 195, rue de Bercy Tour Gamma A F-75582 PARIS CEDEX 12 Tél. (33) 1 53 17 88 44 Fax (33) 1 53 17 88 22 E-mail: datashop@insee.fr	ISTAT Centro di Informazione Statistica Sede di Roma, Eurostat Data Shop Via Cesare Balbo, 11a I-00184 ROMA Tel. (39) 06 46 73 32 28 Fax (39) 06 46 73 31 01/07 E-mail: datashop@istat.it URL: http://www.istat.it/Prodotti-e/Allegati/Eurostatdatashop.html
ITALIA – Milano	NEDERLAND	NORGE	PORTUGAL	SCHWEIZ/SUISSE/SVIZZERA
ISTAT Ufficio Regionale per la Lombardia Eurostat Data Shop Via Fieno 3 I-20123 MILANO Tel. (39) 02 80 61 32 460 Fax (39) 02 80 61 32 304 E-mail: mileuro@tin.it URL: http://www.istat.it/Prodotti-e/Allegati/Eurostatdatashop.html	Centraal Bureau voor de Statistiek Eurostat Data Shop-Voorburg Postbus 4000 2270 JM VOORBURG Nederland Tel. (31-70) 337 49 00 Fax (31-70) 337 59 84 E-mail: datashop@cbs.nl URL: www.cbs.nl/eurodatashop	Statistics Norway Library and Information Centre Eurostat Data Shop Kongens gate 6 Boks 8131 Dep. N-0033 OSLO Tel. (47) 21 09 46 42/43 Fax (47) 21 09 45 04 E-mail: Datashop@ssb.no URL: http://www.ssb.no/biblioteket/datashop/	Eurostat Data Shop Lisboa INE/Serviço de Difusão Av. António José de Almeida, 2 P-1000-043 LISBOA Tel. (351) 21 842 61 00 Fax (351) 21 842 63 64 E-mail: data.shop@ine.pt	Statistisches Amt des Kantons Zürich, Eurostat Data Shop Bleichenweg 5 CH-8090 Zürich Tel. (41) 1 225 12 12 Fax (41) 1 225 12 99 E-mail: datashop@statistik.zh.ch URL: http://www.statistik.zh.ch
SUOMI/FINLAND	SVERIGE	UNITED KINGDOM	UNITED STATES OF AMERICA	
STATISTICS FINLAND Eurostat Data Shop Helsinki Tilastokirjasto PL 2B FIN-00022 Tilastokeskus Työpajakatu 13 B, 2. kerros, Helsinki P. (358-9) 17 34 22 21 F. (358-9) 17 34 22 79 Sähköposti: datashop@stat.fi URL: http://tilastokeskus.fi/tk/kk/datashop/	STATISTICS SWEDEN Information service Eurostat Data Shop Karlavägen 100 - Box 24 300 S-104 51 STOCKHOLM Tfn (46-8) 50 69 48 01 Fax (46-8) 50 69 48 99 E-post: infoservice@scb.se URL: http://www.scb.se/tjanster/datashop/datashop.asp	Eurostat Data Shop Office for National Statistics Room 1.015 Cardiff Road Newport NP10 8XG South Wales United Kingdom Tel. (44-1633) 81 33 69 Fax (44-1633) 81 33 33 E-mail: eurostat.datashop@ons.gov.uk	HAVER ANALYTICS Eurostat Data Shop 60 East 42nd Street Suite 3310 NEW YORK, NY 10165 USA Tel. (1-212) 986 93 00 Fax (1-212) 986 69 81 E-mail: eurodata@haver.com URL: http://www.haver.com/	

Media Support Eurostat (for professional journalists only):

Bech Building Office A4/017 • L-2920 Luxembourg • Tel. (352) 4301 33408 • Fax (352) 4301 35349 • e-mail: eurostat-mediasupport@cec.eu.int

For information on methodology:

Emile SIEBENALLER, Eurostat/D4, L-2920 Luxembourg, Tel. (352) 4301 33636, Fax (352) 4301 32839,

E-mail: emile.siebenaller@cec.eu.int

ORIGINAL: French

Please visit our web site at www.europa.eu.int/comm/eurostat/ for further information!

A list of worldwide sales outlets is available at the **Office for Official Publications of the European Communities**.

2 rue Mercier – L-2985 Luxembourg
Tel. (352) 2929 42118 Fax (352) 2929 42709
URL: <http://publications.eu.int>
E-mail: info-info-opoce@cec.eu.int

BELGIQUE/BELGIË – DANMARK – DEUTSCHLAND – GREECE/ELLADA – ESPAÑA – FRANCE – ITALIA – LUXEMBOURG – NEDERLAND – ÖSTERREICH
PORTUGAL – SUOMI/FINLAND – SVERIGE – UNITED KINGDOM – ISLAND – NORGE – SCHWEIZ/SUISSE/SVIZZERA – BALGARJA – ČESKÁ REPUBLIKA – CYPRUS
EESTI – HRVATSKA – MAGYARORSZÁG – MALTA – POLSKA – ROMÂNIA – RUSSIA – SLOVAKIA – SLOVENIA – TÜRKIYE – AUSTRALIA – CANADA – EGYPT – INDIA
ISRAËL – JAPAN – MALAYSIA – PHILIPPINES – SOUTH KOREA – THAILAND – UNITED STATES OF AMERICA

Order form

I would like to subscribe to Statistics in focus (from 1.1.2003 to 31.12.2003):

(for the Data Shop and sales office addresses see above)

All 9 themes (approximately 200 issues)

Paper: EUR 240

Language required: DE EN FR

Statistics in focus can be downloaded (pdf file) free of charge from the Eurostat web site. You only need to register. For other solutions, contact your Data Shop.

Please send me a free copy of 'Eurostat mini-guide' (catalogue containing a selection of Eurostat products and services)

Language required: DE EN FR

I would like a free subscription to 'Statistical References', the information letter on Eurostat products and services

Language required: DE EN FR

Mr Mrs Ms

(Please use block capitals)

Surname: _____ Forename: _____

Company: _____ Department: _____

Function: _____

Address: _____

Post code: _____ Town: _____

Country: _____

Tel.: _____ Fax: _____

E-mail: _____

Payment on receipt of invoice, preferably by:

Bank transfer

Visa Eurocard

Card No: _____ Expires on: ____/____/____

Please confirm your intra-Community VAT number:

If no number is entered, VAT will be automatically applied. Subsequent reimbursement will not be possible.