

Statistics in focus

ECONOMY AND FINANCE

THEME 2 – 39/2000

BALANCE OF PAYMENTS

Contents

In 1999 the EU recorded smaller surpluses in goods and services with the rest of the world than the deficits in income and current transfers .. 1

The travel deficit expanded to EUR -3.8 bn while surpluses in transportation and other services decreased to EUR 3.5 bn and 9.0 bn..... 2

The services balance of the euro-zone decreased to a deficit of EUR -9.5 bn⁵ 2

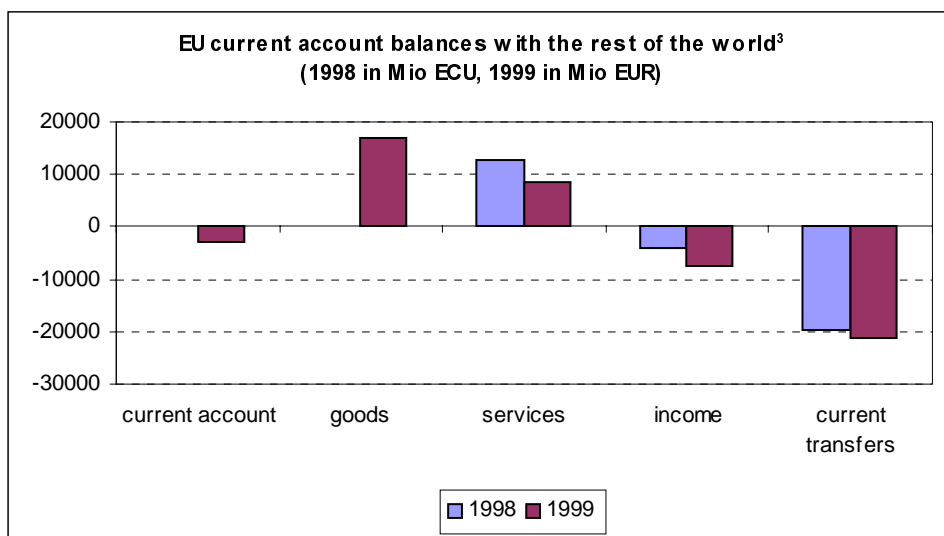
In 1999, the EU's current surpluses with the USA and Canada almost balanced the deficit with Japan 3

In 1999, the EU current balance with the rest of the world showed a EUR -2.9 bn deficit

Eduardo BARREDO-CAPELOT
Nikolaos CHRYSSANTHOU

The EU current account with the rest of the world (excluding intra-EU transactions) showed a EUR -2.9 bn deficit in 1999. The surpluses in goods¹ (EUR 16.9 bn) and services (EUR 8.7 bn) were smaller than the deficits in income² (EUR -7.4 bn) and current transfers (EUR -21.2 bn). The services 1999 surplus was 31% below its 1998 level. This decrease stemmed from the fall of the travel deficit and the shrinkage of the surpluses in transportation and other services (i.e. excluding transportation and travel). The euro-zone's services balance went down to EUR -9.5 bn between 1998 and 1999 because of the plunge of the other services deficit to EUR -21.0 bn. The EU's current transactions with the USA and Canada showed respective surpluses of EUR 22.2 bn and 3.6 bn and a deficit of EUR -27.5 bn with Japan.

In 1999 the EU recorded smaller surpluses in goods and services with the rest of the world than the deficits in income and current transfers



Preliminary 1999 results revealed a EUR -2.9 bn deficit of the EU current account with the rest of the world (extra-EU-15). This deficit came as a result of slightly smaller surpluses in goods and services (EUR 16.9 and 8.7 bn respectively) than the deficits in income (EUR -7.4 bn) and current transfers (EUR -21.2 bn).

¹ According to Balance of Payments concept: (exports FOB - imports FOB)

² For the item investment income, see the methodological note.

³ 1998 current account and trade in goods results are not presented because of a methodological break. See the methodological note.



All three balances of services, income and current transfers deteriorated between 1998 and 1999, following a greater increase of debits than that of credits. The services surplus fell by 31% from

ECU 12.6 bn to EUR 8.7 bn. In 1999, the deficit in income (EUR -7.4 bn) was almost twice as big as the previous year and that of current transfers reached EUR -21.2 bn as compared to ECU -19.8 bn in 1998.

EU current account with the rest of the world

(1998 in Mio ECU, 1999 in Mio EUR)

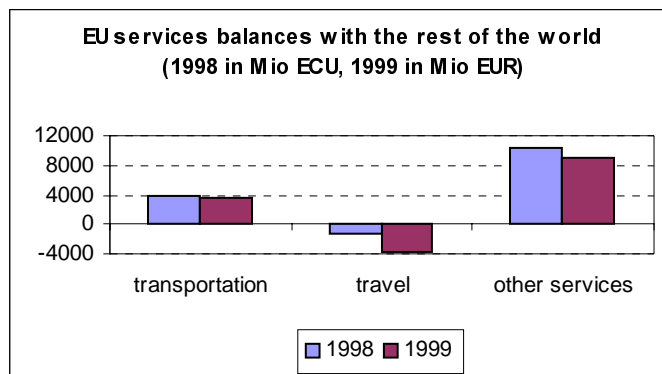
	Credit		Debit		Net	
	1998	1999*	1998	1999*	1998	1999*
Current account	1 184 156	1 255 408	..	1 258 341	..	-2 932
Goods	701 730	738 487	..	721 556	..	16 931
Services	235 766	246 468	223 180	237 777	12 586	8 691
Transportation	60 742	60 737	56 839	57 261	3 903	3 477
Travel	60 945	62 902	62 277	66 672	-1 332	-3 770
Other services	113 235	122 816	102 925	113 837	10 310	8 979
Services not allocated	845	13	934	7	-89	6
Income	219 703	238 721	223 693	246 100	-3 990	-7 379
Current transfers	26 956	31 735	46 783	52 908	-19 827	-21 173

* Preliminary results

The travel deficit expanded to EUR -3.8 bn while surpluses in transportation and other services decreased to EUR 3.5 bn and 9.0 bn

The shrinkage of the services surplus with the rest of the world between 1998 and 1999 resulted from the simultaneous decline of its three sub balances.

The largest deterioration was registered by the travel deficit, expanding from ECU -1.3 bn to EUR -3.8 bn. Both surpluses in transportation and other services⁴ decreased by more than 10%, reaching EUR 3.5 bn and 9.0 bn respectively.



The services balance of the euro-zone decreased to a deficit of EUR -9.5 bn⁵

Like the European Union, the euro-zone experienced a deterioration of its services balance with the rest of the world to a deficit of EUR -9.5 bn in 1999. The comparison with the EU's surplus of EUR 8.7 bn in 1999 stemmed mostly from the United Kingdom's EUR 21.3 bn surplus with extra-EU countries.

The deterioration of the euro-zone's services balance was mainly caused by the enlarged deficit of other services from ECU -11.8 bn in 1998 to EUR -21.0 bn in 1999. The balances of transportation and travel remained in surplus in spite of their 8% and 12% respective decline to EUR 2.9 and 8.6 bn.

Euro-zone trade in services with the rest of the world

(1998 in Mio ECU, 1999 in Mio EUR)

	Exports		Imports		Balance	
	1998	1999*	1998	1999*	1998	1999*
Services	228 809	235 043	227 673	244 567	1 136	-9 523
Transportation	56 802	58 049	53 607	55 107	3 194	2 942
Travel	65 468	66 629	55 710	58 049	9 757	8 580
Other services	105 017	110 349	116 851	131 387	-11 834	-21 038
Services not allocated	1 523	16	1 504	24	19	-8

* Preliminary results

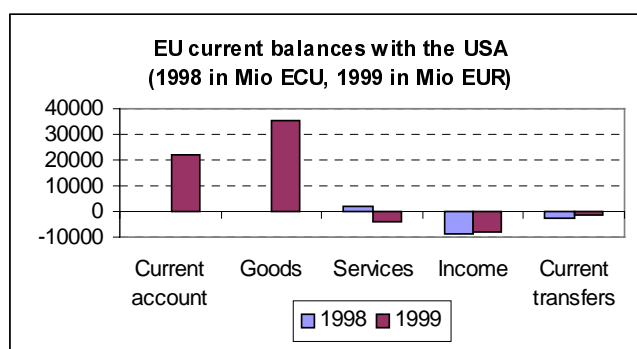
⁴ The item "other services" covers services other than transportation and travel. It includes communications services, construction services, insurance services, financial services, computer and information services, royalties and license fees, other business services, personal, cultural and recreational services, and government services n.i.e.

⁵ The ECB has very recently revised their figures for 1999. According to these revisions, the deficit of services for the euro-zone in 1999 would amount to EUR -11.8 bn. The cut-off date for this "Statistics in focus" was 07/09/2000.

In 1999, the EU's current surpluses with the USA and Canada almost balanced the deficit with Japan

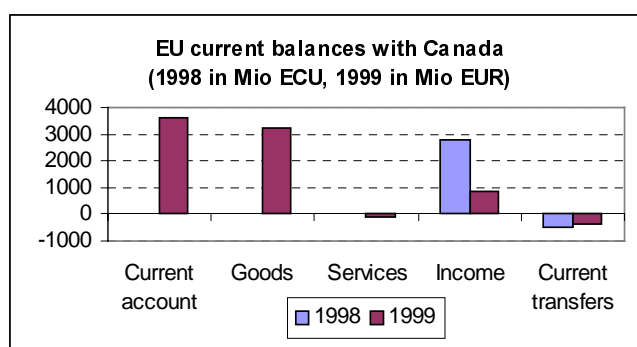
The **USA** remained the main extra-EU partner, accounting for 30% of total external current transactions. The EU's current surplus with the USA, of EUR 22.2 bn was due to a much larger trade in goods surplus (EUR 35.6 bn) than the deficits of the three other current account sub-items.

The income deficit was stable at EUR -8.3 bn while the services 1998 surplus reversed to a EUR -3.8 bn deficit. The net current transfers from the EU towards the USA decreased from a deficit of ECU -2.4 bn in 1998 to EUR -1.4 bn in 1999.



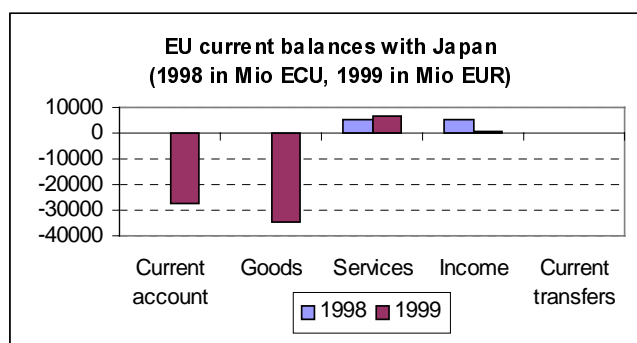
With **Canada** (2% of total extra-EU current transactions), the EU current account was in surplus by EUR 3.6 bn in 1999. Goods and income showed surpluses of EUR 3.3 bn and 0.9 bn respectively.

As the year before, the balances of services (EUR -0.1 bn) and current transfers (EUR -0.4 bn) remained close to equilibrium. The income surplus of EUR 0.9 bn was much below its 1998 level (ECU 2.8 bn).



The EU current balance with **Japan** (6% of total extra-EU transactions) showed a consistent deficit in 1999 (EUR -27.5 bn). This was mainly due to the EUR -34.9 bn deficit of the trade balance.

As compared to 1998, the surplus of services increased by 23% to reach EUR 6.7 bn and that of income decreased sharply to EUR 0.9 bn. Current transfers with Japan remained in equilibrium, at EUR -0.2 bn.



➤ ESSENTIAL INFORMATION – METHODOLOGICAL NOTES

The balance of payments (BOP) of the European Union (and of the euro-zone) is compiled as the sum of the harmonised balance of payments accounts of the fifteen (respectively eleven) Member States. The balance of payments of the EU institutions is added to the European Union aggregate.

The methodological framework is that of the fifth edition of the *International Monetary Fund (IMF) Balance of Payments Manual*.

The extra-EU figures for goods and the current account are not comparable to those of 1998. In fact, a significant number of EU Member States were able to implement the allocation of intra-EU imports of goods according to the **country of consignment** this year, thus conforming to international standards. As 1998 have not yet been revised (because preliminary results are calculated only for the most recent year), a methodological break exists between 1998 and 1999. This will disappear later this year, when the complete detail of 1999 data is released and the figures for 1998 are revised.

In addition, the European Union figures are not fully comparable to the euro-zone data released by the ECB for 1999. This stems mostly from the fact that the ECB has implemented a new methodology for the treatment of **portfolio investment income** flows. Due to a shortage of data, Eurostat could not implement this methodological change for the compilation of the EU-15 aggregate. Apart from this there are no conceptual differences between data released by both institutions.

Further information:

Reference publications

Title	International trade in services – EU – Data 1989-1998
Catalogue No	KS-28-00-139-3A-C
Price	EUR 65

Databases

New Cronos
Domain Theme 2/bop/its

To obtain information or to order publications, data bases and special sets of data, please contact the Data Shop network:

BELGIQUE/BELGIË	DANMARK	DEUTSCHLAND	ESPAÑA	FRANCE	ITALIA – Roma
Eurostat Data Shop Bruxelles/Brussel Planistat Belgique 124 Rue du Commerce Handelsstraat 124 B-1000 BRUXELLES / BRUSSEL Tel. (32-2) 234 67 50 Fax (32-2) 234 67 51 E-Mail: datashop@planistat.be	DANMARKS STATISTIK Bibliotek og Information Eurostat Data Shop Sejrogade 11 DK-2100 KØBENHAVN Ø Tel. (45-39) 17 30 30 Fax (45-39) 17 30 03 E-Mail: bib@dst.dk	STATISTISCHES BUNDESAMT Eurostat Data Shop Berlin Otto-Braun-Straße 70-72 D-1 0178 BERLIN Tel. (49-30) 23 24 64 27/28 Fax (49-30) 23 24 64 30 E-Mail: datashop@statistik-bund.de	INE Eurostat Data Shop Paseo de la Castellana, 183 Oficina 009 Entrada por Estébanez Calderón E-28046 MADRID Tel. (34-91) 583 91 67 Fax (34-91) 579 71 20 E-Mail: datashop.eurostat@ine.es	INSEE Info Service Eurostat Data Shop 195, rue de Bercy Tour Gamma A F-75582 PARIS CEDEX 12 Tel. (33-1) 53 17 8844 Fax (33-1) 53 17 88 22 E-Mail: datashop@insee.fr	ISTAT Centro di Informazione Statistica Sede di Roma, Eurostat Data Shop Via Cesare Balbo, 11a I-00184 ROMA Tel. (39-06) 46 73 31 02/06 Fax (39-06) 46 73 31 01/07 E-Mail: dipdiff@istat.it
ITALIA – Milano	LUXEMBOURG	NEDERLAND	NORGE	PORTUGAL	SCHWEIZ/SUISSE/SVIZZERA
ISTAT Ufficio Regionale per la Lombardia Eurostat Data Shop Via Fieno 3 I-20123 MILANO Tel. (39-02) 8061 32460 Fax (39-02) 8061 32304 E-mail: mileuro@tin.it	Eurostat Data Shop Luxembourg BP 453 L-2014 LUXEMBOURG 4, rue A. Weicker L-2721 LUXEMBOURG Tel. (352) 43 35 22 51 Fax (352) 43 35 22 21 E-Mail: dslux@eurostat.datashop.lu	STATISTICS NETHERLANDS Eurostat Data Shop-Voorburg po box 4000 2270 JM VOORBURG Nederland Tel. (31-70) 337 49 00 Fax (31-70) 337 59 84 E-Mail: datashop@cbs.nl	Statistics Norway Library and Information Centre Eurostat Data Shop Kongens gate 6 P. b. 81 31. dep. N-0033 OSLO Tel. (47-22) 86 46 43 Fax (47-22) 86 45 04 E-Mail: datashop@ssb.no	Eurostat Data Shop Lisboa INE/Serviço de Difusão Av. António José de Almeida, 2 P-1000-043 LISBOA Tel. (351-21) 842 61 00 Fax (351-21) 842 63 64 E-Mail: data.shop@ine.pt	Statistisches Amt des Kantons Zürich, Eurostat Data Shop Bleicherweg 5 CH-8090 Zürich Tel. (41-1) 225 12 12 Fax (41-1) 225 12 99 E-Mail: datashop@zh.ch Internetadresse: http://www.zh.ch/statistik
SUOMI/FINLAND	SVERIGE	UNITED KINGDOM	UNITED KINGDOM	UNITED STATES OF AMERICA	
Eurostat Data Shop Helsinki Tilastokirjasto Postiosoite: PL 2B Käyntiosoite: Työpajakuu 13 B, 2 krs FIN-00022 Tilastokeskus Tel. (358-9) 17 34 22 21 Fax (358-9) 17 34 22 79 S-posti datashop.tilastokeskus@tilastokeskus.fi Internetadresse: http://www.tilastokeskus.fi/tk/tilastokeskus.html	STATISTICS SWEDEN Information service Eurostat Data Shop Karlavägen 100 - Box 24 300 S-104 51 STOCKHOLM Tel. (46-8) 50 69 48 01 Fax (46-8) 50 69 48 99 E-Mail: info.service@scb.se URL: http://www.scb.se/info/datashop/ eudatashop.asp	Eurostat Data Shop Enquiries & advice and publications Office for National Statistics Customers & Electronic Services Unit 1 Drummond Gate - B1/05 UK-LONDON SW1V 2QQ Tel. (44-207) 533 56 76 Fax (44-1633) 812 762 E-Mail: eurostat.datashop@ons.gov.uk	Eurostat Data Shop Electronic Data Extractions, Enquiries & advice - R.CADE Unit 1L Mounjory Research Centre University of Durham UK - DURHAM DH1 3SW Tel: (44-191) 374 7350 Fax: (44-191) 384 4971 E-Mail: r-CADE@dur.ac.uk URL: http://www.rcade.dur.ac.uk	HAVER ANALYTICS Eurostat Data Shop 60 East 42nd Street Suite 3310 USA-NEW YORK, NY 10165 Tel. (1-212) 986 93 00 Fax (1-212) 986 69 81 E-Mail: eurodata@haver.com	
Media Support Eurostat (for professional journalists only). Bech Building Office A3/48 - L-2920 Luxembourg - Tel. (352) 4301 33408 - Fax (352) 4301 32649 - e-mail: eurostat-mediasupport@cec.eu.int					

For information on methodology

Eduardo BARREDO-CAPELOT, Eurostat/B5, L-2920 Luxembourg, Tel. (352) 4301 35402, Fax (352) 4301 33859, E-mail: eduardo.barredo-capelot@cec.eu.int
Nikolaos CHRYSSANTHOU, Eurostat/B5, L-2920 Luxembourg, Tel. (352) 4301 33826, Fax (352) 4301 33859, E-mail: nikos.chryssanthou@cec.eu.int
This "Statistics in focus" was produced by Yann MARCUS. ORIGINAL: English

Please visit our web site at <http://europa.eu.int/eurostat.html> for further information!

A list of worldwide sales outlets is available at the Office for Official Publications of the European Communities.

2 rue Mercier – L-2985 Luxembourg Tel. (352) 2929 421 18 Fax (352) 2929 42709 Internet Address http://eur-op.eu.int/fr/generals-ad.htm e-mail: info.info@opoce.cec.be	BELGIQUE/BELGIË – DANMARK – DEUTSCHLAND – GREECE/ELLADA – ESPAÑA – FRANCE – IRELAND – ITALIA – LUXEMBOURG – NEDERLAND – ÖSTERREICH PORTUGAL – SUOMI/FINLAND – SVERIGE – UNITED KINGDOM – ISLAND – NORGE – SCHWEIZ/SUISSE/SVIZZERA – BALGARIJA – CESHÁ REPUBLIKA – CYPRUS EESTI – HRVATSKA – MAGYARORSZÁG – MALTA – POLSKA – ROMÂNIA – RUSSIA – SLOVAKIA – SLOVENIA – TÜRKIYE – AUSTRALIA – CANADA – EGYPT – INDIA ISRAËL – JAPAN – MALAYSIA – PHILIPPINES – SOUTH KOREA – THAILAND – UNITED STATES OF AMERICA
--	--

Order form

I would like to subscribe to Statistics in focus (from 1.1.2000 to 31.12.2000):
(for the Data Shop and sales office addresses see above)

☐ Formula 1: All 9 themes (approximately 140 issues)

☐ Paper: EUR 360

☐ PDF: EUR 264

☐ Paper + PDF: EUR 432

Language required: ☐ DE ☐ EN ☐ FR

☐ Formula 2: One or more of the following seven themes:

☐ Theme 1 'General statistics'

☐ Paper: EUR 42 ☐ PDF: EUR 30 ☐ Combined: EUR 54

☐ Theme 2 'Economy and finance'

☐ Theme 3 'Population and social conditions'

☐ Theme 4 'Industry, trade and services'

☐ Theme 5 'Agriculture and fisheries'

☐ Theme 6 'External trade'

☐ Theme 8 'Environment and energy'

☐ Paper: EUR 84 ☐ PDF: EUR 60 ☐ Combined: EUR 114

Language required: ☐ DE ☐ EN ☐ FR

☐ Please send me a free copy of 'Eurostat Mini-Guide' (catalogue containing a selection of Eurostat products and services)
Language required: ☐ DE ☐ EN ☐ FR

☐ I would like a free subscription to 'Statistical References', the information letter on Eurostat products and services
Language required: ☐ DE ☐ EN ☐ FR

☐ Mr ☐ Mrs ☐ Ms

(Please use block capitals)

Surname: _____ Forename: _____

Company: _____ Department: _____

Function: _____

Address: _____

Post code: _____ Town: _____

Country: _____

Tel.: _____ Fax: _____

E-mail: _____

Payment on receipt of invoice, preferably by:

☐ Bank transfer
☐ Visa ☐ Eurocard

Card No: _____ Expires on: ____/____/____

Please confirm your intra-Community VAT number:

If no number is entered, VAT will be automatically applied. Subsequent reimbursement will not be possible.