



Brussels, 2.6.2015
SWD(2015) 108 final

COMMISSION STAFF WORKING DOCUMENT

Technical annexes

Accompanying the document

**Annual Report on the implementation of Council Regulation (EC) 866/2004 of 29 April
2004 and the situation resulting from its application**

{COM(2015) 235 final}

ANNEX I:**Overview table summarising the monthly reports of the Turkish Cypriot Chamber of Commerce according to Article 8 of Commission Regulation (EC) No 1480/2004 in EUR**

Traded Products	January	February	March	April	May	June	July	August	September	October	November	December	Total
Aluminium/ PVC Products	4,600	22,120	5,400	2,040	3,600	5,600	6,400	6,000	4,800	6,000	20,280	4,800	91,640
Live Animals/Animal products (fresh fish)	72,102	85,505	81,640	67,802	68,367	74,127	89,666	67,968	72,151	75,434	52,987	42,368	850,115
Building/ Articles of Stone	17,956	11,424	31,162	24,970	17,584	54,865	16,735	1,330	34,188	19,445	24,124	40,804	294,586
Ceramic products/refractory goods	19,229	15,589	6,342	8,457	6,273	4,249	6,614	11,377	11,102	7,772	10,411	13,922	121,336
Chemical Products	0	0	0	0	0	0	0	0	0	0	0	0	0
Electricity	1,200	1,600	0	0	0	1,000	0	0	0	0	0	0	3,800
Earth and stone	0	55	235	0	0	0	0	0	0	0	2,011	0	2,301
Electronic Equipment	1,600	1,200	18,350	0	4,266	300	2,033	1,000	1,000	1,000	1,000	1,000	32,749

Glass and glassware	800	0	0	0	0	0	0	0	150	0	0	0	950
Handicraft products	868	313	0	0	423	504	502	330	1,010	709	58	218	4,935
Iron/Steel	24,050	12,470	31,990	15,340	22,272	14,000	16,150	26,262	16,422	26,474	37,296	23,225	265,951
Miscellaneous/Manufactured articles	21,014	12,879	19,609	37,314	29,181	26,214	27,405	22,584	21,883	26,489	25,468	23,487	293,527
Paintings	0	0	0	0	0	0	0	0	0	0	0	0	0
Paper Products	3,000	7,000	5,200	2,760	8,600	9,900	8,200	4,920	4,920	0	4,100	4,100	62,700
Pastrycooks' products	0	0	5,500	0	0	0	0	0	0	0	0	0	5,500
Plastic Products	146,654	110,503	120,706	124,262	125,197	126,990	131,278	87,952	121,354	102,218	135,193	97,753	1,430,060
Pre-fabricated buildings	150	0	0	120	70	50	0	0	40	200	85	150	865
Prepared Foodstuffs	0	0	0	0	0	0	0	0	0	0	0	0	0
Printed Books, newspapers etc.	4,000	0	3,000	3,300	1,000	0	0	4,900	4,100	10,710	4,100	4,980	40,090
Raw metal	13,070	16,335	10,060	1,380	24,350	6,850	7,575	10,210	6,750	6,550	6,750	7,750	117,630

Saddlery and Harness	0	0	0	0	0	0	0	0	0	0	0	0	0
Textile articles	0	0	0	0	0	0	0	0	0	0	0	0	0
Vegetable residues and by-products	1,600	0	1,600	1,600	0	0	1,400	0	1,500	0	1,200	2,000	10,900
Vegetables	83,390	80,418	45,200	23,200	1,000	4,200	12,000	5,500	0	2,500	0	0	257,408
Water Storage/heating	0	0	0	0	0	0	0	0	0	0	0	0	0
Wood	0	0	0	0	0	0	0	0	0	0	0	0	0
Wooden products/ furniture	1,324	2,600	1,798	1,735	2,506	599	2,457	2,120	2,353	2,080	3,146	1,428	24,146
Total	416,606	380,010	387,792	314,280	314,689	329,449	328,414	252,453	303,723	287,579	328,209	267,984	3,911,189

Source: Turkish Cypriot Chamber of Commerce

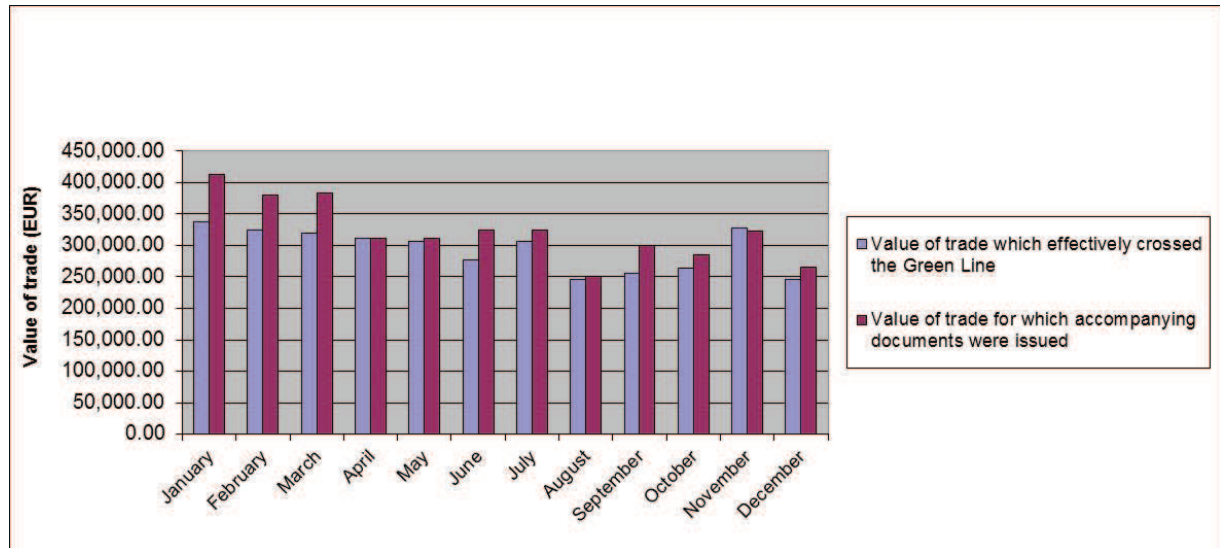
ANNEX II:**Value of goods crossing the Green Line reported by the authorities of the Republic of Cyprus for 2014**

	Total
January	337,708.46
February	323,545.17
March	319,324.28
April	310,983.28
May	306,734.03
June	276,871.29
July	305,747.53
August	245,626.19
September	256,183.95
October	263,391.20
November	327,495.96
December	246,434.00
TOTAL	3,520,045.34

Source: table based on data received from the Cyprus Chamber of Commerce and Industry

ANNEX III:

Value of goods which crossed the Green Line and value of goods for which accompanying documents were issued by the Turkish Cypriot Chamber of Commerce

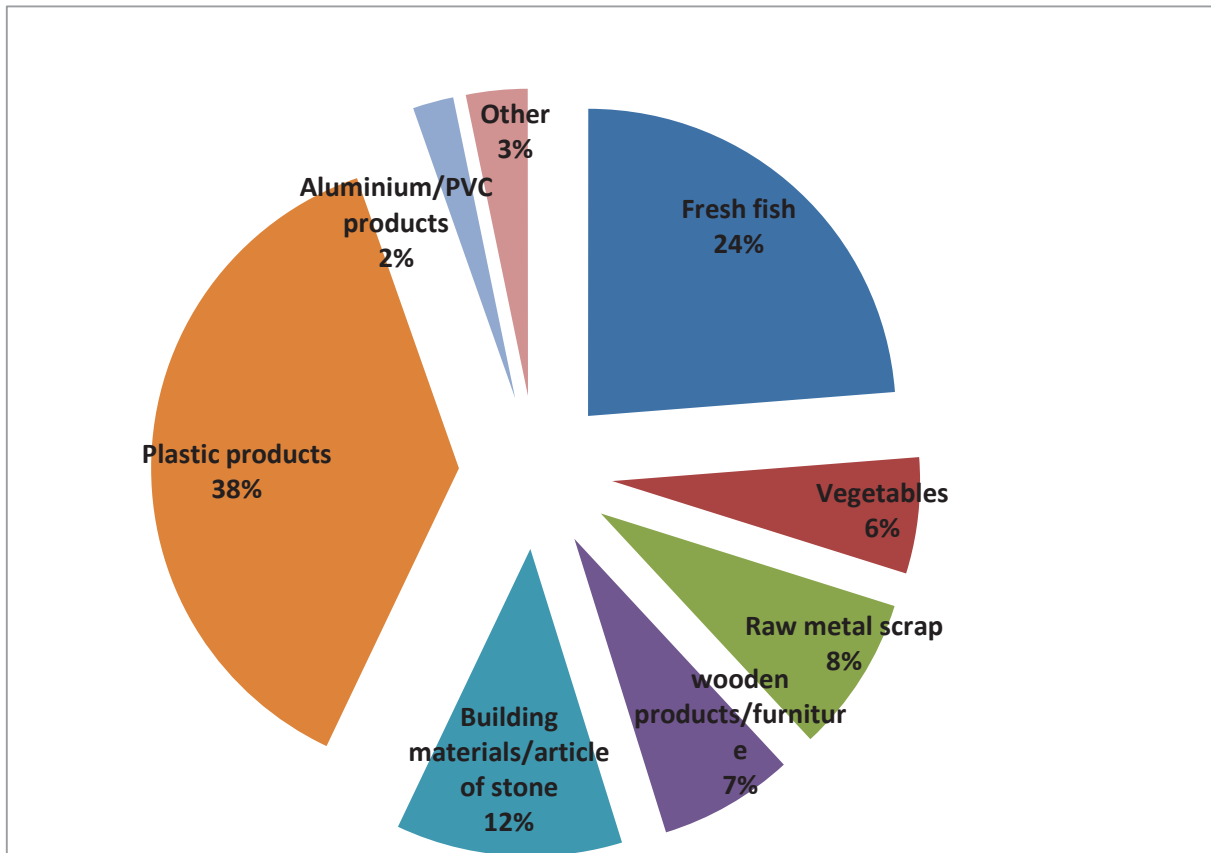


Source

- For the value of goods for which accompanying documents were issued: Turkish Cypriot Chamber of Commerce
- For the value of goods which crossed the Green Line: Cyprus Chamber of Commerce and Industry

ANNEX IV:

Most traded products

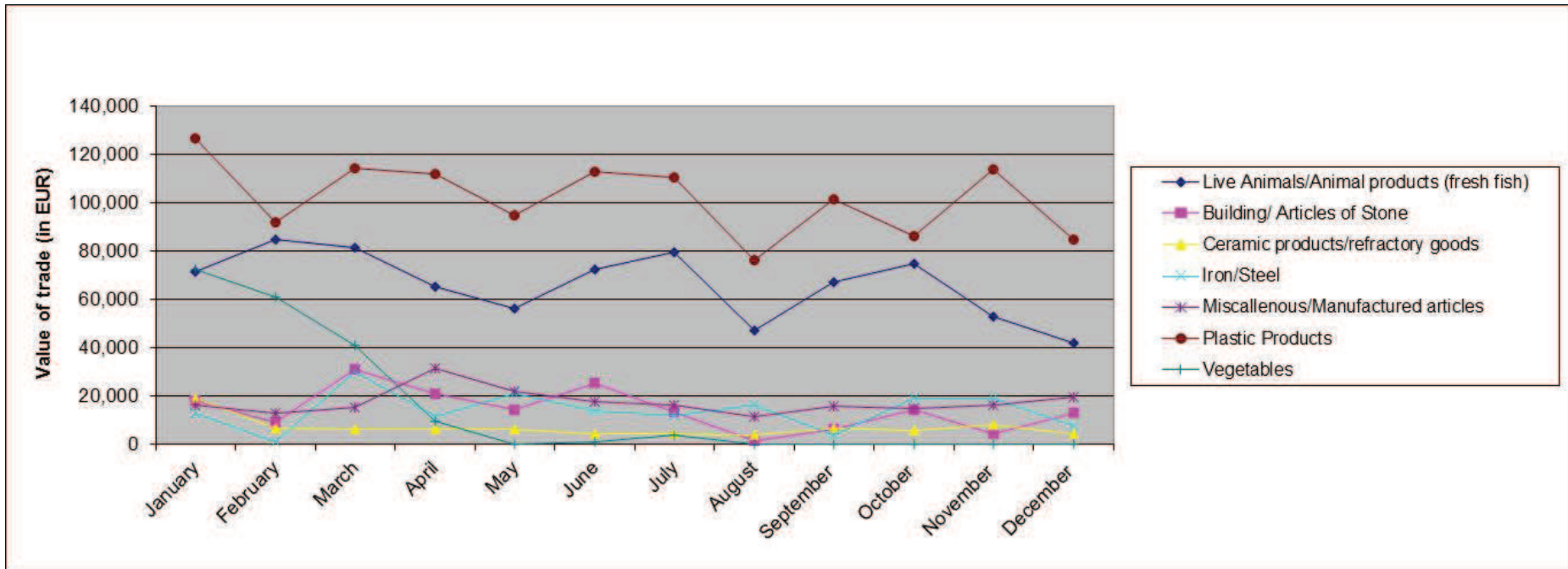


Fresh fish	836,231	24%
Vegetables	215,124	6%
Raw metal scrap	289,923	8%
Wooden products/furniture	249,312	7%
Building materials/article of stone	418,076	12%
Plastic products	1,321,958	38%
Aluminium/PVC products	75,545	2%
Other	113,877	3%
TOTAL	3,520,045	100%

Source: table based on data received from the Cyprus Permanent Representation to the EU

ANNEX V:

Development of most traded goods in 2014 (highest value)



Source: Graph based on data received from the Turkish Cypriot Chamber of Commerce

ANNEX VI

Movement of G/C and T/C persons and vehicles across the crossing points as per Council Regulation (EC) No 866/04 (01/01/2014 – 31/12/2014)						
MONTH	MOVEMENTS OF PERSONS			MOVEMENTS OF VEHICLES		
	GREEK - CYPRIOTS	TURKISH- CYPRIOTS	TOTAL	VEHICLES GCs	VEHICLES TCs	TOTAL
01 / 2014	46198	71470	117668	14988	27336	42324
02 / 2014	39004	67249	106253	13416	25156	38572
03 / 2014	46436	64997	111433	1508	24881	40689
04 / 2014	50748	63816	114564	18007	24707	42714
05 / 2014	52934	78356	131290	17936	28417	46353
06 / 2014	48588	74949	123537	17559	29992	47551
07 / 2014	51769	83954	135723	18587	31263	49850
08 / 2014	57091	77471	134562	20232	29663	49895
09 / 2014	50259	85679	135938	16904	32492	49396
10 / 2014	49768	89818	139586	16307	31945	48252
11 / 2014	47082	78676	125758	14821	29028	43849
12 / 2014	50029	90706	140735	15997	31615	47612
TOTAL	589906	927141	1517047	20562	346495	547057

Source: Republic of Cyprus Police Headquarters, Operations Branch, 15/01/2015

ANNEX VII

Nationality	Number of irregular migrants apprehended after crossing the Green Line¹ (01/01/2014 – 31/12/2014)
Syria	621
Pakistan	60
Iran	44
Georgia	34
India	28
Egypt	16
Somalia	15
Armenia	14
Nigeria	13
Bangladesh	12
Ukraine	12
Iraq	11
Turkey	11
Vietnam	10
China	9
Jordan	9
Republic of Moldova	9
Lebanon	7
Cameroon	6
Sri Lanka	6
Belarus	4
Congo	4
Algeria	3
Palestine ²	3
Russia	3
Serbia	2
Sierra Leone	2
Tunisia	2
Afghanistan	1
Gambia	1
Ivory Cost	1
Kyrgyzstan	1
Libya	1
Mali	1
Morocco	1
Nepal	1
Sudan	1
TOTAL	979

Source: CYPOL and SBAs

¹ These figures include both the 970 irregular migrants apprehended in the government-controlled areas and the 9 irregular migrants apprehended in the SBA.

² This designation shall not be construed as recognition of a State of Palestine and is without prejudice to the individual positions of the Member States on this issue.