

STATISTICAL ASPECTS OF THE NATURAL GAS ECONOMY IN 1998

C.Emslie

Statistics
in focus

ENVIRONMENT AND
ENERGY

THEME 8 – 11/1999

ENERGY

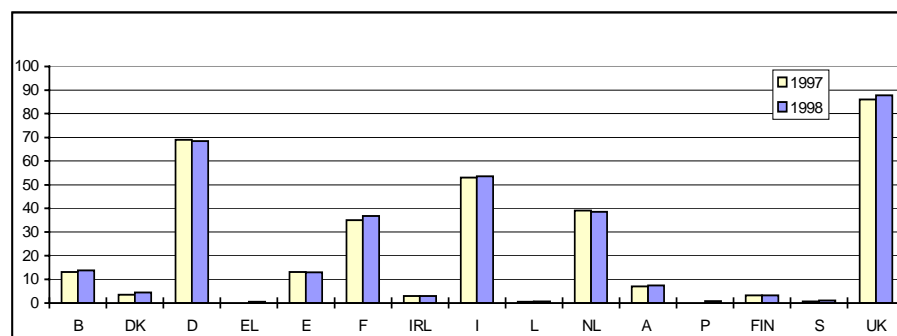


Figure 1: Gross inland consumption Mtoe

Consumption trends

The first provisional data for 1998 show that gross inland consumption of natural gas in the European Union rose by 2.2% to around 333 million tonnes of oil equivalent (mtoe).

Consumption decreased in 1998 in Germany (-0.3%), the Netherlands (-0.3%) and Ireland (-0.2%) whilst consumption in Finland remained the same.

Denmark, France and Belgium recorded a substantial growth in consumption (+4.2%, +6.4% and 10.7% respectively), Austria and the United Kingdom a moderate growth (+2.8% and 2.5% respectively) whilst Italy showed an increase of 0.4%.

Structure of supply

Production in the European Union in 1998 showed a slight decrease with reference to 1997 of 1.2 million toe, or -0.6%, to reach 200.1 million toe. As regards the main producer Member States, the United Kingdom increased production for the sixth year in succession (up by 4.3 %) while production in the Netherlands fell by -4.8%, and in Denmark by -3.8%. Italy and Germany recorded a drop of -0.2% and -4.5% respectively.

Intra-EU exchanges fell by 9.6% and extra-Union imports showed an increase of 4.7%. In terms of country of origin, the former USSR accounts for 42% of imports, Algeria 29%, whilst imports from Norway made up 27% of the total.



NATURAL GAS
PROVISIONAL BALANCE-SHEET
JANUARY - DECEMBER 1998
MILLION TONNES OF OIL EQUIVALENT (GCV)

	EU-15	B	DK	D	EL	E	F	IRL	I	L	NL	A	P	FIN	S	UK
1. Primary production	1997 201.3		7.7	17.5		0.2	2.3	2.1	17.3		66.7	1.4				86.1
	1998 200.1		7.4	16.7		0.1	2.1	1.6	17.3		63.5	1.5				89.9
	1998/97%	-0.6	-3.8	-4.5			-8.2	-25.3	-0.2		-4.8	9.8				4.3
2. Intra-EU imports	1997 38.2	4.3		22.7			3.2		4.6	0.7	0.5	0.3			0.9	
	1998 34.3	4.9		19.8			3.9		1.7	0.7	0.8	0.3			0.8	
	1998/97%	-10.0	14.1	-13.0			22.3		-62.6	0.7	47.6	5.0			-11.1	
3. Extra-EU imports	1997 142.4	8.3		45.1		12.8	29.4		31.7		5.2	5.4	0.1	3.2		1.2
	1998 149.3	8.9		46.2		13.4	29.9		34.9		4.9	5.6	0.8	3.2		0.8
	1998/97%	4.9	8.2	2.5		4.5	1.9		10.2		-5.4	3.1	0.0	0.0		-32.8
of which : Norway	1997 40.7	3.8		17.6		1.7	10.7				5.2	0.4				1.2
	1998 40.7	4.9		17.4		2.3	10.0				4.9	0.4				0.8
former USSR	1997 58.1			27.4			9.5		12.8			5.0		3.2		1.2
	1998 62.4			28.7			10.0		14.6			5.2		3.2		0.8
Algeria	1997 39.7	4.4				7.2	9.2		18.9							
	1998 43.7	4.1				8.9	9.6		20.3							
Libya	1997 1.1					1.1										
	1998 0.9					0.9										
4. Resources ⁽¹⁾	1997 381.9	12.5	7.7	85.3	0.2	13.0	34.9	3.0	53.6	0.7	72.4	7.0		3.2	0.9	87.3
	1998 383.8	13.8	7.4	82.6	0.8	13.5	36.0	3.0	53.9	0.7	69.2	7.4		3.2	0.8	90.7
	1998/97%	0.5	-3.8	-3.1		3.9	3.1	-0.2	0.6	0.7	-4.5	4.4		0.0	-11.1	3.8
5. Stock change ⁽²⁾	1997 -3.6	0.0	-0.3	-2.5		-0.4	-0.3		-0.3		0.0	0.2	0.0			0.2
	1998 0.0	0.0	-0.2	0.4		-0.6	0.8		-0.4		0.0	0.1	0.0			-0.2
6. Total exports	1997 52.8		3.0	14.1							33.8					1.9
	1998 50.7		2.7	14.6							30.7					2.7
	1998/97%	-3.9	-10.5	3.7							-9.1					44.4
7. Gross inland consumption ⁽³⁾	1997 325.5	12.5	4.3	68.7	0.2	12.6	34.6	3.0	53.3	0.7	38.7	7.3	0.1	3.2	0.9	85.7
	1998 333.0	13.9	4.5	68.5	0.8	12.9	36.8	3.0	53.5	0.7	38.6	7.5	0.8	3.2	0.8	87.8
	1998/97%	2.3	10.7	-0.3		2.7	6.4	-0.2	0.4	0.7	-0.3	2.8	0.0	0.0	-11.1	2.5

⁽¹⁾ 1+2+3

⁽²⁾ + Decrease in stocks
- Increase in stocks

⁽³⁾ 1+2+3+5-6

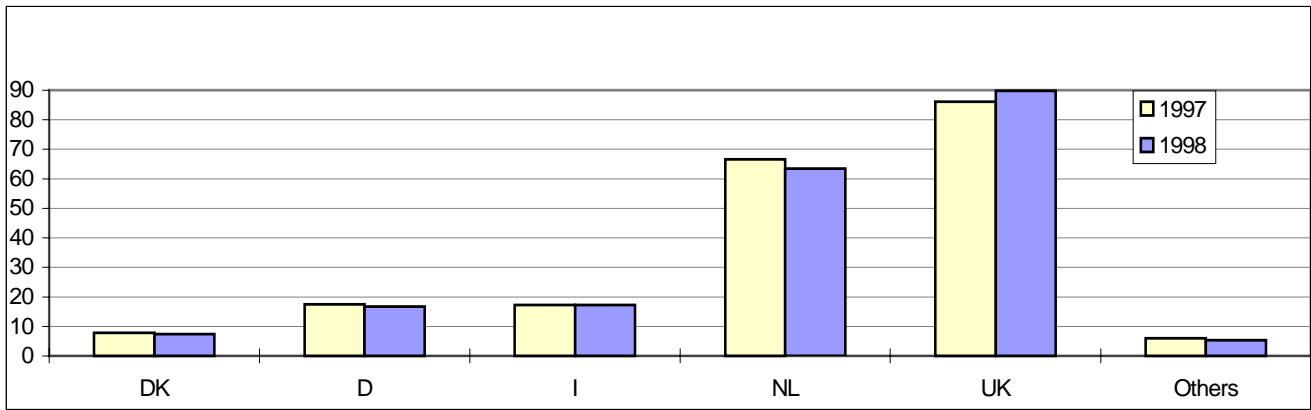


Figure 2: Primary production

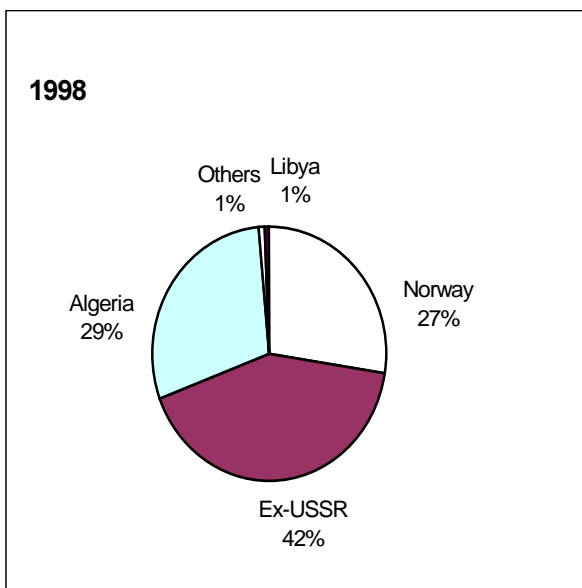


Figure 3: Extra-EU imports

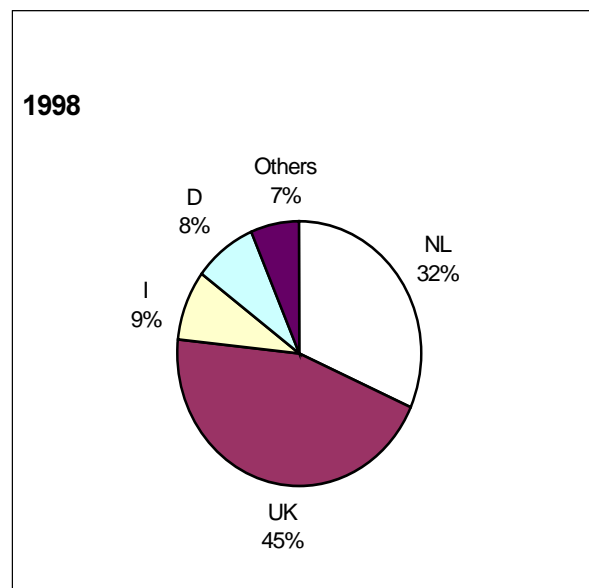


Figure 4: Primary production

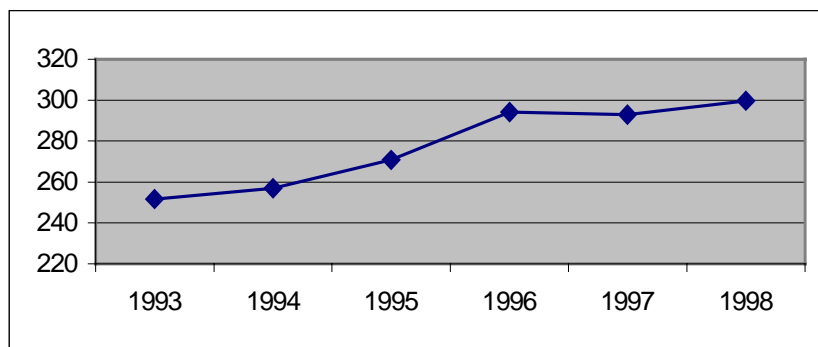


Figure 5: Gross Inland Consumption in the EU in Mtoe

Further information:

➤ Data bases

New Cronos
Domain SIRENE

To obtain information or to order publications, data bases and special sets of data, please contact the **Data Shop** network:

BELGIQUE/BELGIË	DANMARK	DEUTSCHLAND	ESPAÑA	FRANCE	ITALIA - Roma
Eurostat Data Shop Bruxelles/Brussel Chaussée d'Etterbeek 13 Etterbeeksesteenweg 13 B-1049 BRUXELLES / BRUSSEL Tel. (32-2) 299 66 66 Fax (32-2) 295 01 25 E-Mail: datashop.brussels@eurostat.cec.be	DANMARKS STATISTIK Bibliotek og Information Eurostat Data Shop Sejrøgade 11 DK-2100 KØBENHAVN Ø Tel. (45-39) 17 30 30 Fax (45-39) 17 30 03 E-Mail: bib@dst.dk	STATISTISCHES BUNDESAMT Eurostat Data Shop Berlin Otto-Braun-Straße 70-72 D-10178 BERLIN Tel. (49-30) 23 24 64 27/28 Fax (49-30) 23 24 64 30 E-Mail: datashop@statistik-bund.de	INE Eurostat Data Shop Paseo de la Castellana, 183 Oficina 009 Entrada por Estébanez Calderón E-28046 MADRID Tel. (34-91) 583 91 67 Fax (34-91) 579 71 20 E-Mail: datashop.eurostat@ine.es	INSEE Info Service Eurostat Data Shop 195, rue de Bercy Tour Gamma A F-75582 PARIS CEDEX 12 Tel. (33-1) 53 17 88 44 Fax (33-1) 53 17 88 22 E-Mail: datashop@insee.fr	ISTAT Centro di Informazione Statistica Sede di Roma, Eurostat Data Shop Via Cesare Balbo, 11a I-00184 ROMA Tel. (39-06) 46 73 31 02/06 Fax (39-06) 46 73 31 01/07 E-Mail: dipdiff@istat.it
ITALIA - Milano	LUXEMBOURG	NEDERLAND	NORGE	PORTUGAL	SCHWEIZ/SUISSE/SVIZZERA
ISTAT Centro di Informazione Statistica - Sede di Milano, Eurostat Data Shop Piazza della Repubblica, 22 I-20124 MILANO Tel. (39-02) 65 95 133/134 Fax (39-02) 65 30 75 E-mail: mileuro@tin.it	Eurostat Data Shop Luxembourg BP 453 L-2014 LUXEMBOURG 4, rue A. Weicker L-2721 LUXEMBOURG Tel. (352) 43 35 22 51 Fax (352) 43 35 22 221 E-Mail: dslux@eurostat.datashop.lu	STATISTICS NETHERLANDS Eurostat Data Shop-Voorburg po box 4000 2270 JM VOORBURG Nederland Tel. (31-70) 337 49 00 Fax (31-70) 337 59 84 E-Mail: datashop@cbs.nl	Statistics Norway Library and Information Centre Eurostat Data Shop Kongens gate 6 P. b. 8131, dep. N-0033 OSLO Tel. (47-22) 86 46 43 Fax (47-22) 86 45 04 E-Mail: datashop@ssb.no	Eurostat Data Shop Lisboa INE/Serviço de Difusão Av. António José de Almeida, 2 P-1000-043 LISBOA Tel. (351-21) 842 61 00 Fax (351-21) 842 63 64 E-Mail: data.shop@ine.pt	Statistisches Amt des Kantons Zürich, Eurostat Data Shop Bleicherweg 5 CH-8090 Zürich Tel. (41-1) 225 12 12 Fax (41-1) 225 12 99 E-Mail: datashop@zh.ch Internetadresse: http://www.zh.ch/statistik
SUOMI/FINLAND	SVERIGE	UNITED KINGDOM	UNITED KINGDOM	UNITED STATES OF AMERICA	
Eurostat Data Shop Helsinki Tilastokirjasto Postiosoitte: PL 2B Käyntiosoite: Työpajakuu 13 B, 2 krs FIN-00022 Tilastokeskus Tel. (358-9) 17 34 22 21 Fax (358-9) 17 34 22 79 S-posti datashop.tilastokeskus@tilastokeskus.fi Internetadresse: http://www.tilastokeskus.fi/tilkk/datashop.html	STATISTICS SWEDEN Information service Eurostat Data Shop Karlavägen 100 - Box 24 300 S-104 51 STOCKHOLM Tel. (46-8) 50 69 48 01 Fax (46-8) 50 69 48 99 E-Mail: info.service@scb.se URL: http://www.scb.se/info/datashop/ eudatashop.asp	Eurostat Data Shop Enquiries & advice and publications Office for National Statistics Customers & Electronic Services Unit 1 Drummond Gate - B1/05 UK-LONDON SW1V 2QQ Tel. (44-171) 533 56 76 Fax (44-171) 533 56 88 E-Mail: Bob.Dodds@ons.gov.uk	Eurostat Data Shop Electronic Data Extractions, Enquiries & advice - R.CADE Unit 1L Mounjloy Research Centre University of Durham UK - DURHAM DH1 3SW Tel: (44-191) 374 7350 Fax: (44-191) 384 4971 E-Mail: r.cade@dur.ac.uk URL: http://www.rcade.dur.ac.uk	HAVER ANALYTICS Eurostat Data Shop 60 East 42nd Street Suite 3310 USA-NEW YORK, NY 10165 Tel. (1-212) 986 93 00 Fax (1-212) 986 58 57 E-Mail: eurodata@haver.com	

Media Support Eurostat (for professional journalists only).

Bech Building Office A3/48 - L-2920 Luxembourg - Tel. (352) 4301 33408 - Fax (352) 4301 32649 - e-mail: media.support@cec.eu.int

For information on methodology

Eurostat/F4, L-2920 Luxembourg, Tel: (352) 4301 32040, Fax: (352) 4301 32839

ORIGINAL: English

Please visit our web site at <http://europa.eu.int/eurostat.html> for further information!

A list of worldwide sales outlets is available at the **Office for Official Publications of the European Communities**.

2 rue Mercier - L-2985 Luxembourg
 Tel. (352) 2929 42118 Fax (352) 2929 42709
 Internet Address <http://eur-op.eu.int/fr/general/s-ad.htm>
 e-mail: info.info@opoce.cec.be

BELGIQUE/BELGIË - DANMARK - DEUTSCHLAND - GREECE/ELLADA - ESPAÑA - FRANCE - IRELAND - ITALIA - LUXEMBOURG - NEDERLAND - ÖSTERREICH
 PORTUGAL - SUOMI/FINLAND - SVERIGE - UNITED KINGDOM - ISLAND - NORGE - SCHWEIZ/SUISSE/SVIZZERA - BALGARIA - ČESKÁ REPUBLIKA - CYPRUS
 EESTI - HRVATSKA - MAGYARORSZÁG - MALTA - POLSKA - ROMÂNIA - RUSSIA - SLOVAKIA - SLOVENIA - TÜRKIYE - AUSTRALIA - CANADA - EGYPT - INDIA
 ISRAËL - JAPAN - MALAYSIA - PHILIPPINES - SOUTH KOREA - THAILAND - UNITED STATES OF AMERICA

Order form

I would like to subscribe to Statistics in focus (from 1.1.1999 to 31.12.1999):
 (for the Data Shop and sales office addresses see above)

Formula 1: All 9 themes (approximately 90 issues)

Paper: 360 EUR

PDF: 264 EUR

Paper + PDF: 432 EUR

Language required: DE EN FR

Formula 2: One or more of the following seven themes:

Theme 1 'General statistics'

Paper: 42 EUR PDF: 30 EUR Combined: 54 EUR

Theme 2 'Economy and finance'

Theme 3 'Population and social conditions'

Theme 4 'Industry, trade and services'

Theme 5 'Agriculture and fisheries'

Theme 6 'External trade'

Theme 8 'Environment and energy'

Paper: 84 EUR PDF: 60 EUR Combined: 114 EUR

Language required: DE EN FR

Please send me a free copy of 'Eurostat Mini-Guide' (catalogue containing a selection of Eurostat products and services)

Language required: DE EN FR

I would like a free subscription to 'Statistical References', the information letter on Eurostat products and services

Language required: DE EN FR

Mr Mrs Ms

(Please use block capitals)

Name: _____ First name: _____

Company: _____ Department: _____

Function: _____

Address: _____

Post code: _____ Town: _____

Country: _____

Tel.: _____ Fax: _____

E-mail: _____

Payment on receipt of invoice, preferably by:

Bank transfer

Visa Eurocard

Card No: _____ Expires on: ____/____/____

Please confirm your intra-Community VAT number:

If no number is entered, VAT will be automatically applied. Subsequent reimbursement will not be possible.