

Statistics in focus

ENVIRONMENT AND ENERGY

THEME 8 – 10/1999

ENERGY

Contents

Provisional data for 1998



Manuscript completed on: 16.09.1999
ISSN 1562-3106
Catalogue number: CA-NQ-99-010-EN-I
© European Communities, 1999

Internal deliveries of petroleum products in 1998

Emile SIEBENALLER

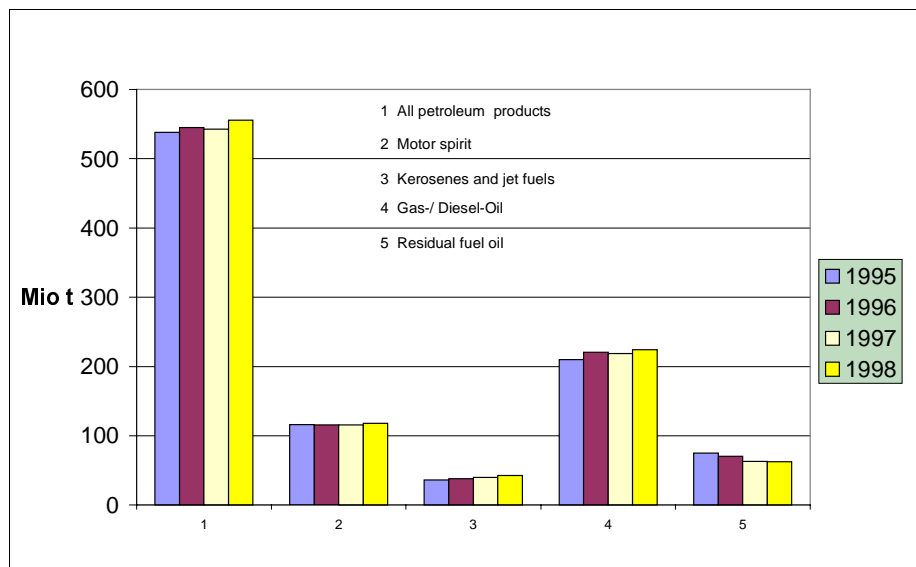


Figure 1: Internal deliveries, EU-15

In 1998, deliveries of petroleum products within the EU rose by 2.4% on the previous year, to a total of 555.9 million tonnes (542.8 million tonnes in 1997).

The situation for the main products was as follows:

- by contrast with the previous year, deliveries of **motor spirit** increased by 1.8%, to 117.6 million tonnes;
- **kerosene and jet fuels** rose from 39.56 million tonnes to 42.35 million tonnes, an increase of 7%;
- **gas oil and liquid fuel oil** deliveries rose by an average of 2.6%, to a total of 224.4 million tonnes;
- deliveries of **residual fuel oil** again declined by 0.4% to a total of 62.41 million tonnes.

Delivery trends for Member-States

The main trends in 1998, by product:

- Deliveries of motor spirit increased substantially in Ireland (+11.3%), France (+7.1%), Portugal (+6.3%) and Italy (+4.6%). On the other hand, deliveries declined mainly in Sweden (-2.6%), Finland (-2.0%), the United Kingdom (-1.8%) and Belgium (-1%).
- Deliveries of kerosene and jet fuels increased everywhere other than in Greece, where they fell by 3.1%. The main increases recorded were in: Luxembourg (+17.4%), Portugal (+16.3%), Belgium (+15.4%), Ireland (+12.6%) and Finland (+10.0).

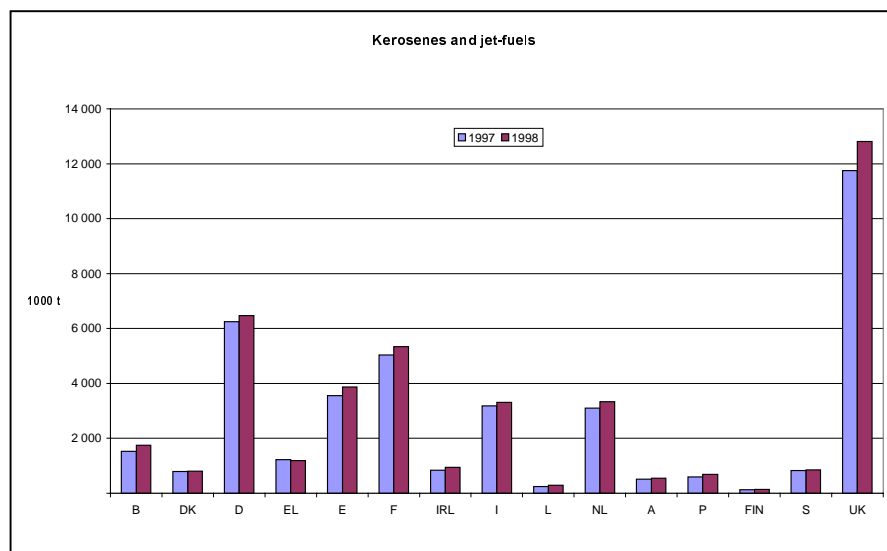


Figure 2: Deliveries

- Deliveries of gas oil and liquid fuel oil declined in Denmark (-1.5%), Netherlands (-1.3%) and Germany (-0.8%). The greatest increases were recorded in Greece (+17.7%), Ireland (+12.4%), Portugal (+11.9%) and Spain (10.4%).

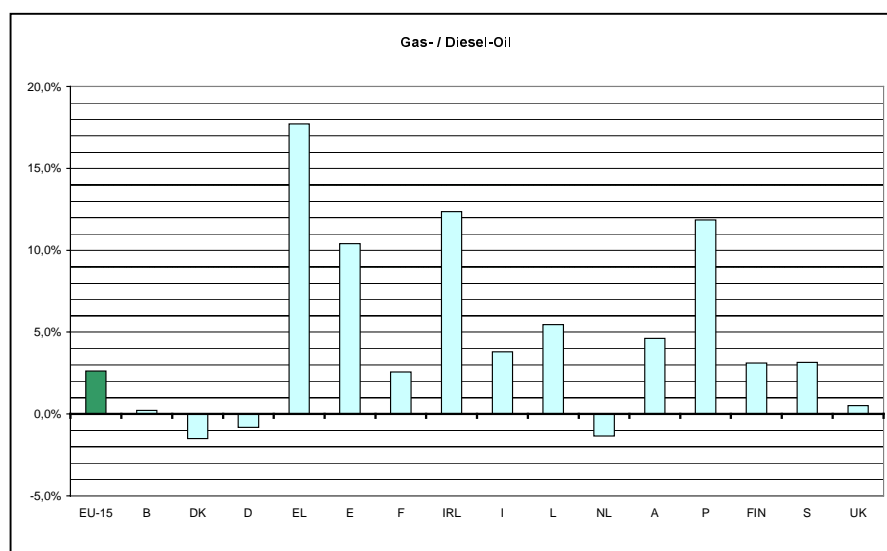



Figure 3: Differences in deliveries (%), 1998 compared to 1997

- Residual fuel oil deliveries increased mainly in Portugal (+28.6%), Ireland (+19.1%), Sweden (+12.5%), Denmark (+12.2) and France (+11.1%). Sizeable reductions were observed in Italy (-8.7%), the United Kingdom (-14.1%), Netherlands (-30.0%) and Luxembourg (-71.4%).

MINERALÖLERZEUGNISSE Inlandlieferungen JAN-DEZ 1998 - Erste Ergebnisse 1 000 t				PETROLEUM PRODUCTS Inland Deliveries JAN-DEC 1998 - First Results 1 000 t								PRODUITS PETROLIERS Livraisons Intérieures JAN-DEC 1998 - Premiers Resultats 1 000 t				
	EU-15	B	DK	D	EL	E	F	IRL	I	L	NL	A	P	FIN	S	UK
ALLE MINERALÖLERZEUGNISSE				ALL PETROLEUM PRODUCTS								TOUS PRODUITS PETROLIERS				
1995	538 398	18 883	9 102	126 329	13 273	51 441	82 450	5 266	88 381	1 739	21 629	10 749	12 641	8 183	15 330	73 002
1996	545 082	21 260	9 837	128 824	14 212	49 401	83 879	5 454	86 394	1 803	21 063	10 799	11 841	7 702	17 719	74 894
1997	542 760	21 698	9 564	127 924	14 093	51 557	83 954	5 933	85 741	1 878	21 411	11 116	12 570	8 664	13 472	73 185
1998	555 881	22 095	9 346	127 877	15 035	55 602	87 060	6 735	85 112	1 955	21 988	11 386	14 480	8 898	15 073	73 239
1996/95 %	1,2	12,6	8,1	2,0	7,1	-4,0	1,7	3,6	-2,2	3,7	-2,6	0,5	-6,3	-5,9	15,6	2,6
1997/96 %	-0,4	2,1	-2,8	-0,7	-0,8	4,4	0,1	8,8	-0,8	4,2	1,7	2,9	6,2	12,5	-24,0	-2,3
1998/97 %	2,4	1,8	-2,3	0,0	6,7	7,8	3,7	13,5	-0,7	4,1	2,7	2,4	15,2	2,7	11,9	0,1
darunter: MOTORENBENZIN				among which: MOTOR SPIRIT								dont : ESSENCES MOTEUR				
1995	116 213	2 834	1 914	30 145	2 851	8 878	14 161	1 038	17 574	514	4 024	2 391	1 882	1 956	4 262	21 789
1996	115 819	2 741	1 929	29 996	2 940	9 101	13 680	1 097	17 278	520	4 199	2 217	1 931	1 832	4 203	22 155
1997	115 493	2 537	1 975	29 902	3 039	8 979	13 609	1 173	17 254	542	4 139	2 136	1 919	1 874	4 127	22 288
1998	117 628	2 512	2 031	30 427	3 156	9 018	14 577	1 306	18 044	541	4 107	2 129	2 040	1 837	4 019	21 884
1996/95 %	-0,3	-3,3	0,8	-0,5	3,1	2,5	-3,4	5,7	-1,7	1,2	4,3	-7,3	2,6	-6,3	-1,4	1,7
1997/96 %	-0,3	-7,4	2,4	-0,3	3,4	-1,3	-0,5	6,9	-0,1	4,2	-1,4	-3,7	-0,6	2,3	-1,8	0,6
1998/97 %	1,8	-1,0	2,8	1,8	3,8	0,4	7,1	11,3	4,6	-0,2	-0,8	-0,3	6,3	-2,0	-2,6	-1,8
PETROLEUM/ FLUGTURBINENKRAFTSTOFFE				KEROSENES AND JET FUELS								PETROLE LAMPANT ET CARBUREACTEURS				
1995	35 933	1 085	769	5 832	1 224	3 106	4 573	664	3 364	185	2 727	456	600	114	799	10 435
1996	37 883	1 278	818	5 931	1 230	3 323	4 895	791	3 207	200	2 852	509	624	160	739	11 326
1997	39 564	1 521	790	6 244	1 219	3 556	5 037	841	3 185	241	3 098	518	595	130	832	11 757
1998	42 345	1 755	807	6 469	1 181	3 870	5 337	947	3 305	283	3 336	551	692	143	853	12 816
1996/95 %	5,4	17,8	6,4	1,7	0,5	7,0	7,0	19,1	-4,7	8,1	4,6	11,6	4,0	40,4	-7,5	8,5
1997/96 %	4,4	19,0	-3,4	5,3	-0,9	7,0	2,9	6,3	-0,7	20,5	8,6	1,8	-4,6	-18,8	12,6	3,8
1998/97 %	7,0	15,4	2,2	3,6	-3,1	8,8	6,0	12,6	3,8	17,4	7,7	6,4	16,3	10,0	2,5	9,0
DIESELKRAFTST. U. DESTILLAT-HEIZÖLE				GAS / DIESEL OIL								GASOIL ET FUEL-OIL FLUIDE				
1995	210 104	9 669	4 095	61 097	5 044	18 186	40 805	2 124	24 435	903	5 899	4 486	3 155	3 818	5 282	21 106
1996	220 441	10 699	4 197	64 368	5 736	19 145	42 270	2 208	23 863	965	6 490	4 990	3 322	3 851	5 686	22 651
1997	218 687	10 983	4 030	62 473	5 297	19 470	42 227	2 307	23 722	1 026	6 426	5 196	3 586	4 011	4 904	23 029
1998	224 409	11 007	3 969	61 961	6 236	21 496	43 313	2 592	24 622	1 082	6 340	5 436	4 011	4 136	5 059	23 149
1996/95 %	4,9	10,7	2,5	5,4	13,7	5,3	3,6	4,0	-2,3	6,9	10,0	11,2	5,3	0,9	7,6	7,3
1997/96 %	-0,8	2,7	-4,0	-2,9	-7,7	1,7	-0,1	4,5	-0,6	6,3	-1,0	4,1	7,9	4,2	-13,8	1,7
1998/97 %	2,6	0,2	-1,5	-0,8	17,7	10,4	2,6	12,4	3,8	5,5	-1,3	4,6	11,9	3,1	3,2	0,5
RÜCKSTANDSHEIZÖLE				RESIDUAL FUEL OIL								FUEL-OIL RESIDUEL				
1995	74 782	1 976	836	7 758	2 943	8 824	4 859	1 287	28 279	98	365	2 068	3 891	1 234	2 440	7 924
1996	70 353	1 945	923	6 935	2 985	6 052	4 974	1 257	27 906	82	318	1 710	3 038	1 435	3 939	6 854
1997	62 666	1 777	640	5 791	3 029	5 827	4 550	1 480	26 456	42	130	1 831	3 156	1 633	1 797	4 527
1998	62 410	1 953	718	5 804	3 093	6 368	5 056	1 762	24 151	12	91	1 816	4 058	1 619	2 022	3 887
1996/95 %	-5,9	-1,6	10,4	-10,6	1,4	-31,4	2,4	-2,3	-1,3	-16,3	-12,9	-17,3	-21,9	16,3	61,4	-13,5
1997/96 %	-10,9	-8,6	-30,7	-16,5	1,5	-3,7	-8,5	17,7	-5,2	-48,8	-59,1	7,1	3,9	13,8	-54,4	-34,0
1998/97 %	-0,4	9,9	12,2	0,2	2,1	9,3	11,1	19,1	-8,7	-71,4	-30,0	-0,8	28,6	-0,9	12,5	-14,1

Further information:

➤ Data bases

New Cronos Theme 8
Domain: Energy

To obtain information or to order publications, data bases and special sets of data, please contact the **Data Shop** network:

BELGIQUE/BELGIË	DANMARK	DEUTSCHLAND	ESPAÑA	FRANCE	ITALIA - Roma
Eurostat Data Shop Bruxelles/Brussel Chaussée d'Etterbeek 13 Etterbeeksesteenweg 13 B-1049 BRUXELLES / BRUSSEL Tel. (32-2) 299 66 66 Fax (32-2) 295 01 25 E-Mail: datashop.brussels@eurostat.cec.be	DANMARKS STATISTIK Bibliotek og Information Eurostat Data Shop Sejrøgade 11 DK-2100 KØBENHAVN Ø Tel. (45-39) 17 30 30 Fax (45-39) 17 30 03 E-Mail: bib@dst.dk	STATISTISCHES BUNDESAMT Eurostat Data Shop Berlin Otto-Braun-Straße 70-72 D-10178 BERLIN Tel. (49-30) 23 24 64 27/28 Fax (49-30) 23 24 64 30 E-Mail: datashop@statistik-bund.de	INE Eurostat Data Shop Paseo de la Castellana, 183 Oficina 009 Entrada por Estébanez Calderón E-28046 MADRID Tel. (34-91) 583 91 67 Fax (34-91) 579 71 20 E-Mail: datashop.eurostat@ine.es	INSEE Info Service Eurostat Data Shop 195, rue de Bercy Tour Gamma A F-75582 PARIS CEDEX 12 Tel. (33-1) 53 17 88 44 Fax (33-1) 53 17 88 22 E-Mail: datashop@insee.fr	ISTAT Centro di Informazione Statistica Sede di Roma, Eurostat Data Shop Via Cesare Balbo, 11a I-00184 ROMA Tel. (39-06) 46 73 31 02/06 Fax (39-06) 46 73 31 01/07 E-Mail: dipdiff@istat.it
ITALIA - Milano	LUXEMBOURG	NEDERLAND	NORGE	PORTUGAL	SCHWEIZ/SUISSE/SVIZZERA
ISTAT Centro di Informazione Statistica - Sede di Milano, Eurostat Data Shop Piazza della Repubblica, 22 I-20124 MILANO Tel. (39-02) 65 95 133/134 Fax (39-02) 65 30 75 E-mail: mileuro@tin.it	Eurostat Data Shop Luxembourg BP 453 L-2014 LUXEMBOURG 4, rue A. Weicker L-2721 LUXEMBOURG Tel. (352) 43 35 22 51 Fax (352) 43 35 22 221 E-Mail: dslux@eurostat.datashop.lu	STATISTICS NETHERLANDS Eurostat Data Shop-Voorburg po box 4000 2270 JM VOORBURG Nederland Tel. (31-70) 337 49 00 Fax (31-70) 337 59 84 E-Mail: datashop@cbs.nl	Statistics Norway Library and Information Centre Eurostat Data Shop Kongens gate 6 P. b. 8131, dep. N-0033 OSLO Tel. (47-22) 86 46 43 Fax (47-22) 86 45 04 E-Mail: biblioteket@ssb.no	Eurostat Data Shop Lisboa INE/Serviço de Difusão Av. António José de Almeida, 2 P-1000-043 LISBOA Tel. (351-1) 842 61 00 Fax (351-1) 842 63 64 E-Mail: data.shop@ine.pt	Statistisches Amt des Kantons Zürich, Eurostat Data Shop Bleicherweg 5 CH-8090 Zürich Tel. (41-1) 225 12 12 Fax (41-1) 225 12 99 E-Mail: datashop@zh.ch Internetadresse: http://www.zh.ch/statistik
SUOMI/FINLAND	SVERIGE	UNITED KINGDOM	UNITED KINGDOM	UNITED STATES OF AMERICA	
Eurostat Data Shop Helsinki Tilastokirjasto Postiosoitte: PL 2B Käyntiosoite: Työpajakatu 13 B, 2 krs FIN-00022 Tilastokeskus Tel. (358-9) 17 34 22 21 Fax (358-9) 17 34 22 79 S-posti datashop.tilastokeskus@tilastokeskus.fi Internetadresse: http://www.tilastokeskus.fi/tilkk/datashop.html	STATISTICS SWEDEN Information service Eurostat Data Shop Karlavägen 100 Box 24 300 S-104 51 STOCKHOLM Tel. (46-8) 50 69 48 01 Fax (46-8) 50 69 48 99 E-Mail: infoservice@scb.se	Eurostat Data Shop Enquiries & advice and publications Office for National Statistics Customers & Electronic Services Unit 1 Drummond Gate - B1/05 UK-LONDON SW1V 2QQ Tel. (44-171) 533 56 76 Fax (44-171) 533 56 88 E-Mail: gloria.ryan@ons.gov.uk	Eurostat Data Shop Electronic Data Extractions, Enquiries & advice - R.CADE Unit 1L Mounjroy Research Centre University of Durham UK - DURHAM DH1 3SW Tel. (44-191) 374 7350 Fax: (44-191) 384 4971 E-Mail: r.cade@dur.ac.uk URL: http://www.rcade.dur.ac.uk	HAVER ANALYTICS Eurostat Data Shop 60 East 42nd Street Suite 3310 USA-NEW YORK, NY 10165 Tel. (1-212) 986 93 00 Fax (1-212) 986 58 57 E-Mail: eurodata@haver.com	

Media Support Eurostat (for professional journalists only).
 Bech Building Office A3/48 • L-2920 Luxembourg • Tel. (352) 4301 33408 • Fax (352) 4301 32649 • e-mail: media.support@eurostat.cec.be

For information on methodology

EUROSTAT/F4, L-2920 Luxembourg, Tel. : (352) 4301 32040, Fax : (352) 4301 32839

ORIGINAL: French

Please visit our web site at <http://europa.eu.int/eurostat.html> for further information!

A list of worldwide sales outlets is available at the **Office for Official Publications of the European Communities**.

2 rue Mercier - L-2985 Luxembourg
 Tel. (352) 2929 42118 Fax (352) 2929 42709
 Internet Address <http://eur-op.eu.int/fr/general/s-ad.htm>
 e-mail: info.info@opoce.cec.be

BELGIQUE/BELGIË - DANMARK - DEUTSCHLAND - GREECE/ELLADA - ESPAÑA - FRANCE - IRELAND - ITALIA - LUXEMBOURG - NEDERLAND - ÖSTERREICH
 PORTUGAL - SUOMI/FINLAND - SVERIGE - UNITED KINGDOM - ISLAND - NORGE - SCHWEIZ/SUISSE/SVIZZERA - BALGARIA - ČESKÁ REPUBLIKA - CYPRUS
 EESTI - HRVATSKA - MAGYARORSZÁG - MALTA - POLSKA - ROMÂNIA - RUSSIA - SLOVAKIA - SLOVENIA - TÜRKIYE - AUSTRALIA - CANADA - EGYPT - INDIA
 ISRAËL - JAPAN - MALAYSIA - PHILIPPINES - SOUTH KOREA - THAILAND - UNITED STATES OF AMERICA

Order form

I would like to subscribe to Statistics in focus (from 1.1.1999 to 31.12.1999):
 (for the Data Shop and sales office addresses see above)

Formula 1: All 9 themes (approximately 90 issues)

Paper: 360 EUR

PDF: 264 EUR

Paper + PDF: 432 EUR

Language required: DE EN FR

Formula 2: One or more of the following seven themes:

Theme 1 'General statistics'

Paper: 42 EUR PDF: 30 EUR Combined: 54 EUR

Theme 2 'Economy and finance'

Theme 3 'Population and social conditions'

Theme 4 'Industry, trade and services'

Theme 5 'Agriculture and fisheries'

Theme 6 'External trade'

Theme 8 'Environment and energy'

Paper: 84 EUR PDF: 60 EUR Combined: 114 EUR

Language required: DE EN FR

Please send me a free copy of 'Eurostat Mini-Guide' (catalogue containing a selection of Eurostat products and services)

Language required: DE EN FR

I would like a free subscription to 'Statistical References', the information letter on Eurostat products and services

Language required: DE EN FR

Mr Mrs Ms

(Please use block capitals)

Name: _____ First name: _____

Company: _____ Department: _____

Function: _____

Address: _____

Post code: _____ Town: _____

Country: _____

Tel.: _____ Fax: _____

E-mail: _____

Payment on receipt of invoice, preferably by:

Bank transfer

Visa Eurocard

Card No: _____ Expires on: ____/____/____

Please confirm your intra-Community VAT number:

If no number is entered, VAT will be automatically applied. Subsequent reimbursement will not be possible.