

Statistics in focus

INDUSTRY, TRADE
AND SERVICES

SUMMARIES

TOURISM

THEME 4 – 4/1999

Contents

Strong increases in international tourism for many of the EU's Mediterranean partners in 1998 . 1

The seasonal patterns of international tourism 2

International tourism receipts 2

Nights spent by non-residents in hotels and similar establishments 3

Tourism in the Mediterranean partner countries

1998 international tourism trends

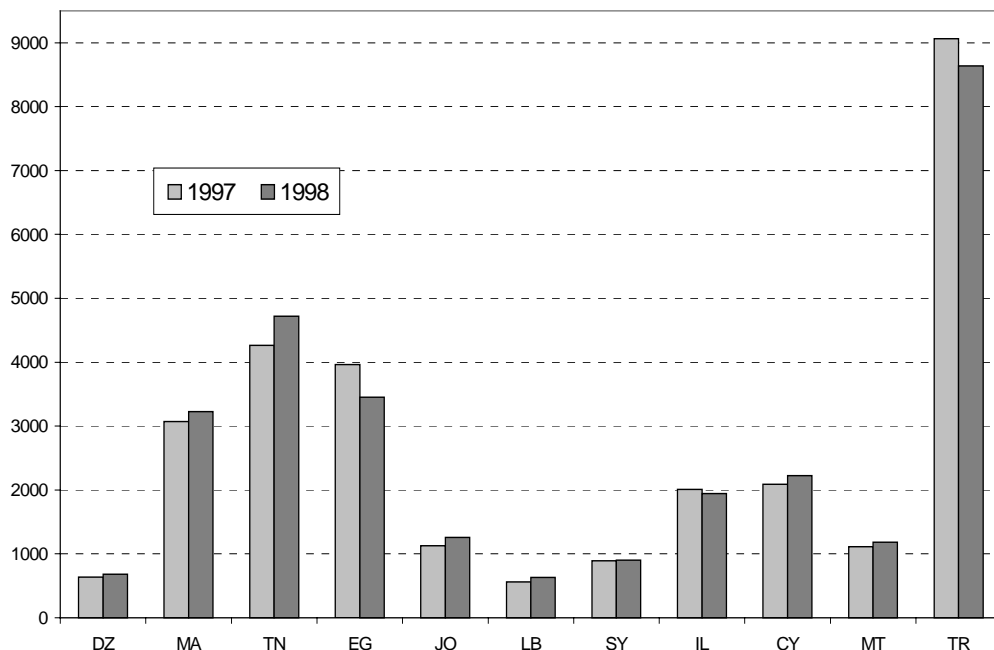


Figure 1: Tourist arrivals at the borders (in 000's)

Strong increases in international tourism for many of the EU's Mediterranean partners in 1998

Preliminary results for 1998 indicate that tourism flows remained stable in the region of the 12 Mediterranean partner countries as a whole, although strong increases were noted in many countries. International arrivals to the Mediterranean partners are estimated to total 28.9 million in 1998 compared to 28.8 million in 1997 (increase of 0.25%).

Jordan and Tunisia experienced the highest increase in the number of arrivals of international tourists (11.5% and 10.7% respectively). Cyprus (6.5%), Malta (6.4%) and Morocco (5.1%) all showed healthy increases too. On the other hand Egypt (-12.8%), Turkey (-4.7%) and Israel (-3.4%) experienced a drop in numbers. Arrivals of international visitors to Lebanon and Algeria increased by 13.3% and 6.8% respectively.

In 1998 arrivals at the borders from EU countries are estimated at 14.2 million compared to 14.5 million in 1997 (-2.6%). On average nearly 50% of international tourists to the Mediterranean countries come from the EU, and for some countries it is much higher (85% for Malta, 72% for Cyprus).

These results are made available to Eurostat by the National Statistical Institutes and Ministries of Tourism within the framework of the Euro-Mediterranean co-operation programme on tourism statistics (MEDTOUR). The Mediterranean countries involved in the programme are: Algeria (DZ), Morocco (MA), Tunisia (TN), Egypt (EG), Jordan (JO), Lebanon (LB), the Palestinian Territories (PAL), Syria (SY), Israel (IL), Cyprus (CY), Malta (MT) and Turkey (TR). This programme supported by Community funding aims to provide a reliable and comparable source of information on tourism between the EU and the Mediterranean partner countries and within the Mediterranean region. To this effect the first Euro-Mediterranean forum on tourism statistics, organised by CESD-Madrid (an agency of the Spanish National Statistical Institute) in co-operation with Eurostat and DGXXIII, will be held on 12 – 14 April 1999 in Mallorca, Spain.



The seasonal patterns of international tourism

	ARRIVALS OF TOURISTS AT THE BORDERS											
	*Visitors in 000's											
	DZ*	MA	TN	EG*	JO	LB*	SY	IL	PAL	CY	MT	TR
1995	520	2602	4120	3133	1074	450	815	2216	:	2100	1116	7083
1996	605	2693	3885	3839	1103	424	830	2100	:	1950	1054	7888
1997	635	3072	4263	3961	1127	558	891	2010	:	2088	1111	9063
Jan	32	131	193	260	:	25	39	137	:	68	36	292
Feb	35	138	229	317	:	33	39	164	:	68	52	307
Mar	38	199	349	354	:	28	71	201	:	134	83	545
Apr	41	229	335	344	:	47	95	203	:	161	106	606
May	35	173	356	331	:	36	78	176	:	206	117	927
June	47	234	367	299	:	47	59	151	:	219	99	968
July	149	706	462	425	:	106	88	189	:	276	135	1123
Aug	115	453	554	445	:	74	105	165	:	294	149	1335
Sept	40	217	437	352	:	46	94	147	:	243	115	1188
Oct	34	195	397	391	:	41	95	165	:	224	101	855
Nov	37	173	279	265	:	32	71	157	:	111	64	514
Dec	33	224	305	178	:	43	57	155	:	84	54	402
1998	678	3228	4700	3454	:	632	:	1941	:	2223	1182	8638
Jan	52	146	205	168	:	27	:	121	:	54	38	337
Feb	30	180	247	170	:	34	:	130	:	72	56	367
Mar	35	196	327	215	:	33	:	157	:	102	79	467
Apr	47	250	387	297	:	52	:	201	:	179	109	604
May	37	187	368	241	:	42	:	161	:	243	116	889
June	51	219	410	250	:	60	:	156	:	248	113	908
July	145	675	524	385	:	113	:	179	:	310	145	1037
Aug	121	532	629	420	:	85	:	185	:	327	159	1257
Sept	48	225	475	306	:	63	:	138	:	270	127	1027
Oct	36	214	453	380	:	42	:	191	:	229	111	907
Nov	43	184	334	323	:	38	:	169	:	106	71	473
Dec	33	220	360	301	:	43	:	155	:	83	58	365

Provisional figures are printed in Italics

The seasonal patterns of international tourism vary from country to country. Nevertheless July and August are the peak months for most of the Mediterranean countries, and January and February the lowest period.

Many Mediterranean countries also enjoy fairly high international tourism activity in the autumn months. For Israel inbound tourism flows are more evenly spread over the year.

International tourism receipts

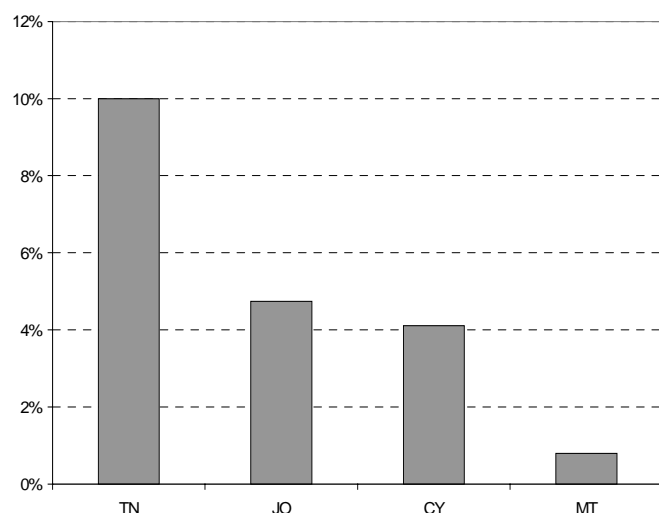
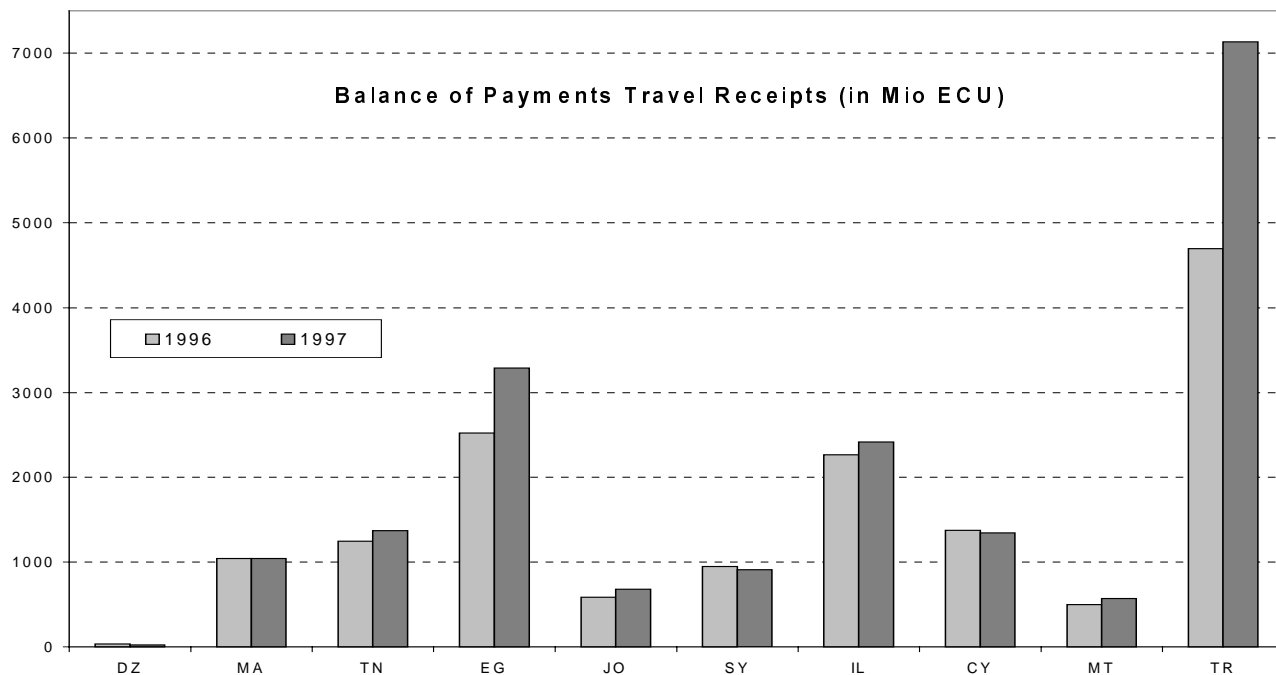


Figure 2: % Change in international tourism receipts 1998/97

International tourism receipts for the Mediterranean countries (excluding Palestinian territories and Lebanon) are estimated to total over 18.7 thousand million ECU in 1997. Provisional results for 1998 available for some of the countries indicate a substantial increase in tourism receipts for Tunisia, good results for Jordan and Cyprus, and a small increase for Malta.

Figures for the first three quarters of 1998 compared to those of 1997 indicate a 16% increase in tourism receipts for Morocco and a 6% decrease in tourism receipts for Israel. Based on first six months of 1998 compared to those of 1997, Turkey's international tourism earnings decreased by 13%.

Most of the Mediterranean countries enjoy a surplus in their foreign trade account for tourism.



Nights spent by non-residents in hotels and similar establishments

The number of nights spent by non-residents in hotels and similar establishments totalled 138.5 million in 1997. Preliminary 1998 results available for some of the Mediterranean countries follow a similar trend as international arrivals at the borders. Increases were experienced in Algeria (28%), Morocco (11%), Cyprus

(7%), Tunisia (4%), Malta (3%), and Jordan (2%).

Nights spent by non-residents in hotels and similar establishments decreased by 24% in Egypt, by nearly 8% in Palestine, and by 5% in Israel in 1998 compared to the previous year.

NIGHTS SPENT BY NON RESIDENTS IN HOTELS AND SIMILAR ESTABLISHMENTS (in 000's)												
	DZ	MA	TN	EG	JO	LB	SY	IL	PAL	CY	MT	TR
1995	76	8502	23514	20451	3505	126	1823	9496	:	14181	10919	18438
1996	61	8719	24130	23765	3242	:	1851	8908	708	12689	10665	25518
1997	85	9560	27684	26579	3249	502	1837	8145	612	13358	10939	35967
Jan	6	562	1089	2211	:	:	100	618	36	356	472	1133
Feb	6	658	1256	1807	:	:	92	704	52	602	550	1183
Mar	7	951	2061	2408	:	:	146	843	58	663	647	2107
Apr	7	948	2079	2389	:	:	180	868	76	885	903	2823
May	7	782	2277	2090	:	:	157	766	61	1293	983	4604
June	7	615	2538	1610	:	:	130	598	41	1426	871	4308
July	7	814	3251	2032	:	:	176	681	41	1775	1278	4648
Aug	6	1111	4181	3399	:	:	210	649	41	2089	1829	5088
Sept	7	848	3126	3162	:	:	191	519	47	1638	1297	4544
Oct	8	870	2806	2477	:	:	185	657	73	1475	1071	3377
Nov	9	687	1731	2084	:	:	145	734	55	687	594	1313
Dec	8	713	1289	910	:	:	124	569	30	470	444	839
1998	109	10675	28788	20151	:	:	:	7716	565	:	11298	:
Jan	:	668	1134	1097	:	:	:	557	37	416	507	:
Feb	:	819	1316	994	:	:	:	568	39	473	519	:
Mar	:	961	1839	1187	:	:	:	622	47	642	697	:
Apr	:	1106	2342	1645	:	:	:	759	62	949	906	:
May	:	860	2167	1270	:	:	:	741	55	1502	931	:
June	:	717	2673	1206	:	:	:	576	41	1691	1003	:
July	:	849	3429	1695	:	:	:	581	42	1959	1494	:
Aug	:	1225	4376	3152	:	:	:	697	49	2297	1729	:
Sept	:	914	3303	2234	:	:	:	485	47	1768	1309	:
Oct	:	967	2954	2128	:	:	:	813	65	1473	1024	:
Nov	:	830	1957	2025	:	:	:	763	52	:	586	:
Dec	:	758	1299	1518	:	:	:	555	30	:	594	:

Provisional figures are printed in Italics

Further information:

➤ Reference publications

Title Tourism in the Mediterranean countries : Key Figures 1996/97
 Catalogue No CA-CJ-98-S03-3A-C Price EUR 10

➤ Data bases

New Cronos
 Domain: Tourism

To obtain information or to order publications, data bases and special sets of data, please contact the **Data Shop** network:

BELGIQUE/BELGIË	DANMARK	DEUTSCHLAND	ESPAÑA	FRANCE	ITALIA – Roma
Eurostat Data Shop Bruxelles/Brussel Chaussée d'Ellerbeek 13 Ellerbeeksesteenweg 13 B-1049 BRUXELLES / BRUSSEL Tel. (32-2) 299 66 66 Fax (32-2) 295 01 25 E-Mail: datashop.brussels@eurostat.cec.be	DANMARKS STATISTIK Bibliotek og Information Eurostat Data Shop Sejrgade 11 DK-2100 KØBENHAVN Ø Tel. (45-39) 17 30 30 Fax (45-39) 17 30 03 E-Mail: bib@dst.dk	STATISTISCHES BUNDESAMT Eurostat Data Shop Berlin Otto-Braun-Straße 70-72 D-10178 BERLIN Tel. (49-30) 23 24 64 27/28 Fax (49-30) 23 24 64 30 E-Mail: stba-berlin.datashop@t-online.de	INE Eurostat Data Shop Paseo de la Castellana, 183 Oficina 009 Entrada por Estébanez Calderón E-28046 MADRID Tel. (34-91) 583 91 67 Fax (34-91) 579 71 20 E-Mail: datashop.eurostat@ine.es	INSEE Info Service Eurostat Data Shop 195, rue de Bercy Tour Gamma A F-75582 PARIS CEDEX 12 Tel. (33-1) 53 17 88 44 Fax (33-1) 53 17 88 22 E-Mail: datashop@dg75isa.insee.atlas.fr	ISTAT Centro di Informazione Statistica Sede di Roma, Eurostat Data Shop Via Cesare Balbo, 11a I-00184 ROMA Tel. (39-06) 46 73 31 05/02 Fax (39-06) 46 73 31 07/01 E-Mail: dipdiff@istat.it
ITALIA – Milano	LUXEMBOURG	NEDERLAND	NORGE	PORTUGAL	SCHWEIZ/SUISSE/SVIZZERA
ISTAT Centro di Informazione Statistica – Sede di Milano, Eurostat Data Shop Piazza della Repubblica, 22 I-20124 MILANO Tel. (39-02) 65 95 133/134 Fax (39-02) 65 30 75	Eurostat Data Shop Luxembourg BP 453 L-2014 LUXEMBOURG 4, rue A. Weicker L-2721 LUXEMBOURG Tel. (352) 43 35 22 51 Fax (352) 43 35 22 21 E-Mail: dslux@eurostat.datashop.lu	STATISTICS NETHERLANDS Eurostat Data Shop-Voorburg po box 4000 2270 JM VOORBURG Nederland Tel. (31-70) 337 49 00 Fax (31-70) 337 59 84 E-Mail: datashop@cbs.nl	STATISTIK sentralbyrå Bibliotek og informasjonssenteret Kongensgt. 6 P. b. 8131, dep. N-0033 OSLO Tel. (47-22) 86 46 43 Fax (47-22) 86 45 04 E-Mail: biblioteket@ssb.no	Eurostat Data Shop Lisboa INE/Serviço de Difusão Av. António José de Almeida, 2 P-1000-043 LISBOA Tel. (351-1) 842 61 00 Fax (351-1) 842 63 64 E-Mail: data.shop@ine.pt	Statistisches Amt des Kantons Zürich, Eurostat Data Shop Bleicherweg 5 CH-8090 Zürich Tel. (41-1) 225 12 12 Fax (41-1) 225 12 99 E-Mail: datashop@zh.ch Internetadresse: http://www.zh.ch/statistik
SUOMI/FINLAND	SVERIGE	UNITED KINGDOM	UNITED KINGDOM	UNITED STATES OF AMERICA	
Eurostat Data Shop, Tilastokirjasto Postiosoite: PL 2B FIN-00022 Tilastokeskus Käyntiosoite: Työpajakatu 13 B, 2 krs Helsinki Tel. (358-9) 17 34 22 21 Fax (358-9) 17 34 22 79 S-posti datashop.tilastokeskus@tilastokeskus.fi Internetadresse: http://www.tilastokeskus.fi/tilastokeskus.html	STATISTICS SWEDEN Information service Eurostat Data Shop Karlavägen 100 Box 24 300 S-104 51 STOCKHOLM Tel. (46-8) 783 48 01 Fax (46-8) 783 48 99 E-Mail: infoservice@scb.se	ONS Sales Office Eurostat Data Shop OFFICE FOR NATIONAL STATISTICS 1 Drummond Gate LONDON SW1V 2QQ United Kingdom Tel. (44-171) 533 56 76 Fax (44-171) 533 56 88 E-Mail: gloria.ryan@ons.gov.uk	Eurostat Data Shop Electronic Data Extractions, Enquiries & advice - R.CADE Unit 1L Mountjoy Research Centre University of Durham UK - DURHAM DH1 3SW Tel. (44-191) 374 7350 Fax: (44-191) 384 4971 E-Mail: r-CADE@dur.ac.uk URL: http://www.rcade.dur.ac.uk	HAVER ANALYTICS Eurostat Data Shop 60 East 42nd Street Suite 3310 USA-NEW YORK, NY 10165 Tel. (1-212) 986 93 00 Fax (1-212) 986 58 57 E-Mail: eurodata@haver.com	

Media Support Eurostat (for professional journalists only).

Bech Building Office A3/48 • L-2920 Luxembourg • Tel. (352) 4301 34567 • Fax (352) 4301 32649 • e-mail: media.support@eurostat.cec.be

For additional information on

Tourism Statistics:

S. Eriksson. Eurostat/Unit D3

Tel: (352) 4301 32136

Fax: (352) 4301 34359

□ MEDSTAT co-operation projects:

Y. Mahieu. Eurostat/Unit C3

Tel: (352) 4301 33607

Fax: (352) 4301 32769

□ Community activities related to tourism

DGXXIII/Unit D1

Tel: (32) 2 229 5050 Fax: (32) 2 296 1377

http://europa.eu.int/en/comm/dg23/index/htm

□

□ □ □ ORIGINAL: English

Please visit our web site at <http://europa.eu.int/eurostat.html> for further information!

A list of worldwide sales outlets is available at the **Office for Official Publications of the European Communities**.

2 rue Mercier - L-2985 Luxembourg
 Tel. (352) 2929 42118 Fax (352) 2929 42709
 Internet Address: <http://eur-op.eu.int/fir/general/s-ad.htm>
 e-mail: info.info@opoce.cec.be

BELGIQUE/BELGIË - DANMARK - DEUTSCHLAND - GREECE/ELLADA - ESPAÑA - FRANCE - IRELAND - ITALIA - LUXEMBOURG - NEDERLAND - OSTERREICH
 PORTUGAL - SUOMI/FINLAND - SVERIGE - UNITED KINGDOM - ISLAND - NORGE - SCHWEIZ/SUISSE/SVIZZERA - BALGARUA - CESHÁ REPUBLIKA - CYPRUS
 EESTI - HRVATSKA - MAGYARORSZÁG - MALTA - POLSKA - ROMÁNIA - RUSSIA - SLOVAKIA - SLOVENIA - TÜRKIYE - AUSTRALIA - CANADA - EGYPT - INDIA
 ISRAËL - JAPAN - MALAYSIA - PHILIPPINES - SOUTH KOREA - THAILAND - UNITED STATES OF AMERICA

Order form

I would like to subscribe to Statistics in focus (from 1.1.1999 to 31.12.1999):

(for the Data Shop and sales office addresses see above)

□ Formula 1: All 9 themes (approximately 90 issues)

□ Paper: 360 EUR

□ PDF: 264 EUR

□ Paper + PDF: 432 EUR

Language required: DE EN FR

□ Formula 2: One or more of the following seven themes:

□ Theme 1 'General statistics'

□ Paper: 42 EUR □ PDF: 30 EUR □ Combined: 54 EUR

□ Theme 2 'Economy and finance'

□ Please send me a free copy of 'Eurostat Mini-Guide' (catalogue containing a selection of Eurostat products and services)

Language required: DE EN FR

□ I would like a free subscription to 'Statistical References', the information letter on Eurostat products and services

Language required: DE EN FR

Mr Mrs Ms

(Please use block capitals)

Name: _____ First name: _____

Company: _____ Department: _____

Function: _____

Address: _____

Post code: _____ Town: _____

Country: _____

Tel.: _____ Fax: _____

E-mail: _____

- Theme 3 'Population and social conditions'
 - Theme 4 'Industry, trade and services'
 - Theme 5 'Agriculture and fisheries'
 - Theme 6 'External trade'
 - Theme 8 'Environment and energy'
 - Paper: 84 EUR
 - PDF: 60 EUR
 - Combined: 114 EUR
- Language required: DE EN FR

Payment on receipt of invoice, preferably by:

- Bank transfer
- Visa Eurocard

Card No: _____ Expires on: ____/____/____

Please confirm your intra-Community VAT number:

If no number is entered, VAT will be automatically applied. Subsequent reimbursement will not be possible.
