

The Mediterranean is the third most important region for EU-25 fisheries

Statistics in focus

AGRICULTURE AND FISHERIES

4/2007

Fisheries

Author

David CROSS

Contents

8% of EU-25 catches from the Mediterranean in 2004 1

EU-25 catch declined by 28% in period 1993-2004..... 2

Turkey's catch exceeds that of all EU-25 Member States combined 2

83% of EU-25 catches from the western Mediterranean..... 2

Pelagic species dominate Mediterranean catches 5

The Mediterranean is the third most important fishing region for EU-25 Member States after the Northeast Atlantic and the Eastern Central Atlantic.

However the catches in the region have declined by 28% in the period 1993-2004.

83% of the catches are in the western Mediterranean.

Turkey is by far the major fishing nation in the Mediterranean.

Pelagic species are the most prominent in the catches.

8% of EU-25 catches from the Mediterranean in 2004

The EU-25 Member States' catches from the Mediterranean Sea amounted to 480 thousand tonnes in 2004: that is, 8% of the 5.9 million tonnes from all regions. It places the Mediterranean third after the Northeast Atlantic (4.3 million tonnes, 72%) and the Eastern Central Atlantic (571 thousand tonnes, 10%) in importance as a fishing region for the EU-25.

Eight EU Member States fished in the Mediterranean in 2004. France, Greece, Italy, Portugal and Spain fish there as well as in the Atlantic Ocean whereas the fishing activities of Cyprus, Malta and Slovenia were restricted to the Mediterranean. The EU-25 Member States' catches in the Mediterranean accounted for 32% of the 1.5 million tonnes caught by all countries in 2004.

The fishing activities of the four EU Candidate Countries (Bulgaria, Croatia, Romania and Turkey) were restricted to the Mediterranean and in 2004 amounted to 543 thousand tonnes, 36% of the total for the region.

Figure 1: Total catches in the Mediterranean and Black Seas, 1993-2004

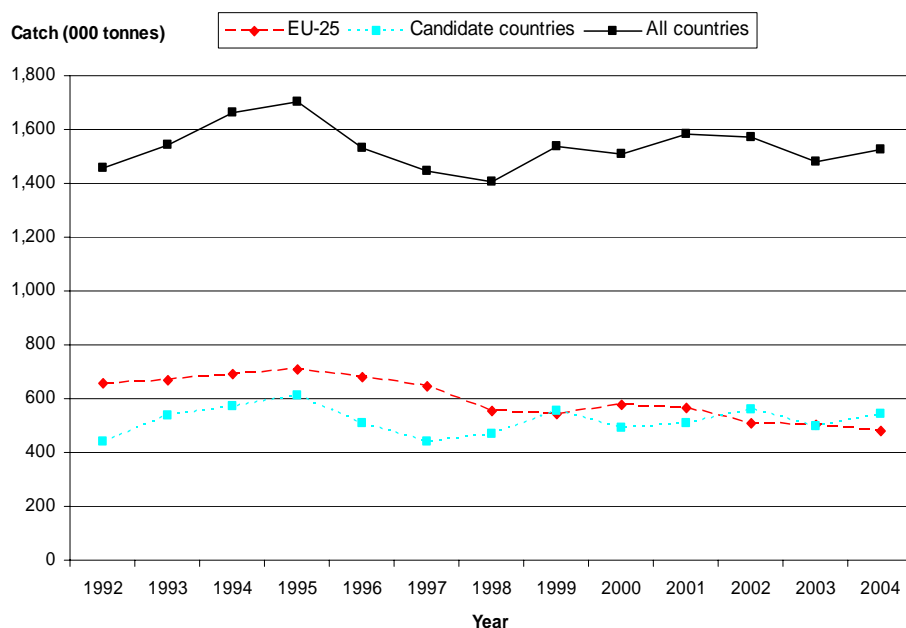


Table 1: Catch in FAO regions in 2004 (tonnes)

FAO region		EU-25	%	Candidate countries	%	Total	%
05+04	Inland waters	120,711	2	51,309	9	172,020	3
21	Northwest Atlantic	68,325	1	-	-	68,325	1
27	Northeast Atlantic	4,290,918	72	-	-	4,290,918	66
34	Eastern Central Atlantic	570,742	10	-	-	570,742	9
37	Mediterranean	480,191	8	542,681	91	1,022,872	16
41	Southwest Atlantic	47,203	1	-	-	47,203	1
47	Southeast Atlantic	17,744	0	-	-	17,744	0
51	Western Indian Ocean	281,785	5	-	-	281,785	4
Total		5,938,869	100	593,990	100	6,532,859	100

EU-25 catch declined by 28% in period 1993-2004

In the period 1993-2004 the total catch from the Mediterranean has fluctuated from 1.4 – 1.7 million tonnes with that of the latest year (2004) being 1.5 million tonnes (see Figure 1).

However the EU-25 catch has decreased in a relatively regular fashion from 670 thousand tonnes in 1993 to 480 thousand tonnes in 2004; a decrease of 28%.

Turkey, the country with the greatest reported catch in the region has a catch that has fluctuated between 440 thousand tonnes and 610 thousand tonnes in the same period. The catch of that country in the latest year (2004) was 504 thousand tonnes, identical to that in the earliest year (1993).

Turkey's catch exceeds that of all EU-25 Member States combined

The fisheries of the three Member States which acceded to the EU in May 2004 (Cyprus, Malta and Slovenia) were restricted to the Mediterranean and contributed only 3.4 thousand tonnes, less than 1%, to the total EU-25 catch of 480 thousand tonnes in 2004 (see Table 2).

Of the remaining Member States Italy reported the highest catch in 2004 (254 thousand tonnes, 53% of the EU-25 total) followed by Spain (94 thousand tonnes, 20%) and Greece (88 thousand tonnes, 18%).

The marine fisheries of the four Candidate Countries are currently conducted solely in the Mediterranean

(including the Black Sea). The outstanding feature of the catches by these countries was that of Turkey whose 505 thousand tonnes accounted for 33% of the catches by all countries fishing in the Mediterranean and exceeded those of all the EU-25 Member States combined.

Note: In 1992 the combined catches by Bulgaria and Romania in the Mediterranean contributed only 8% to the total marine catches of these countries. However the fisheries in other regions (e.g. the Atlantic Ocean) which had made a significant contribution to the total marine catch ceased in the mid-1990's.

83% of EU-25 catches from the western Mediterranean

400 thousand tonnes out of a total catch of 480 thousand tonnes by EU-25 Member States was made in GFCM divisions 1 and 2, the western-most divisions of the Mediterranean (see Figure 2 and Table 3). Only Greece, Cyprus and France caught fish in the eastern GFCM divisions 3.

None of the Member States, with the minor exception of France, caught fish in areas other than those adjacent to their coastlines. It follows that no EU-25 Member State fished in GFCM division 4 (the Black Sea).

The situation is the same for the Candidate Countries: they all fish only in waters adjacent to their coast-lines. Croatia takes all of its catch from GFCM Division 2: Bulgaria and Romania from GFCM Division 4 and Turkey from Divisions 3 and 4.

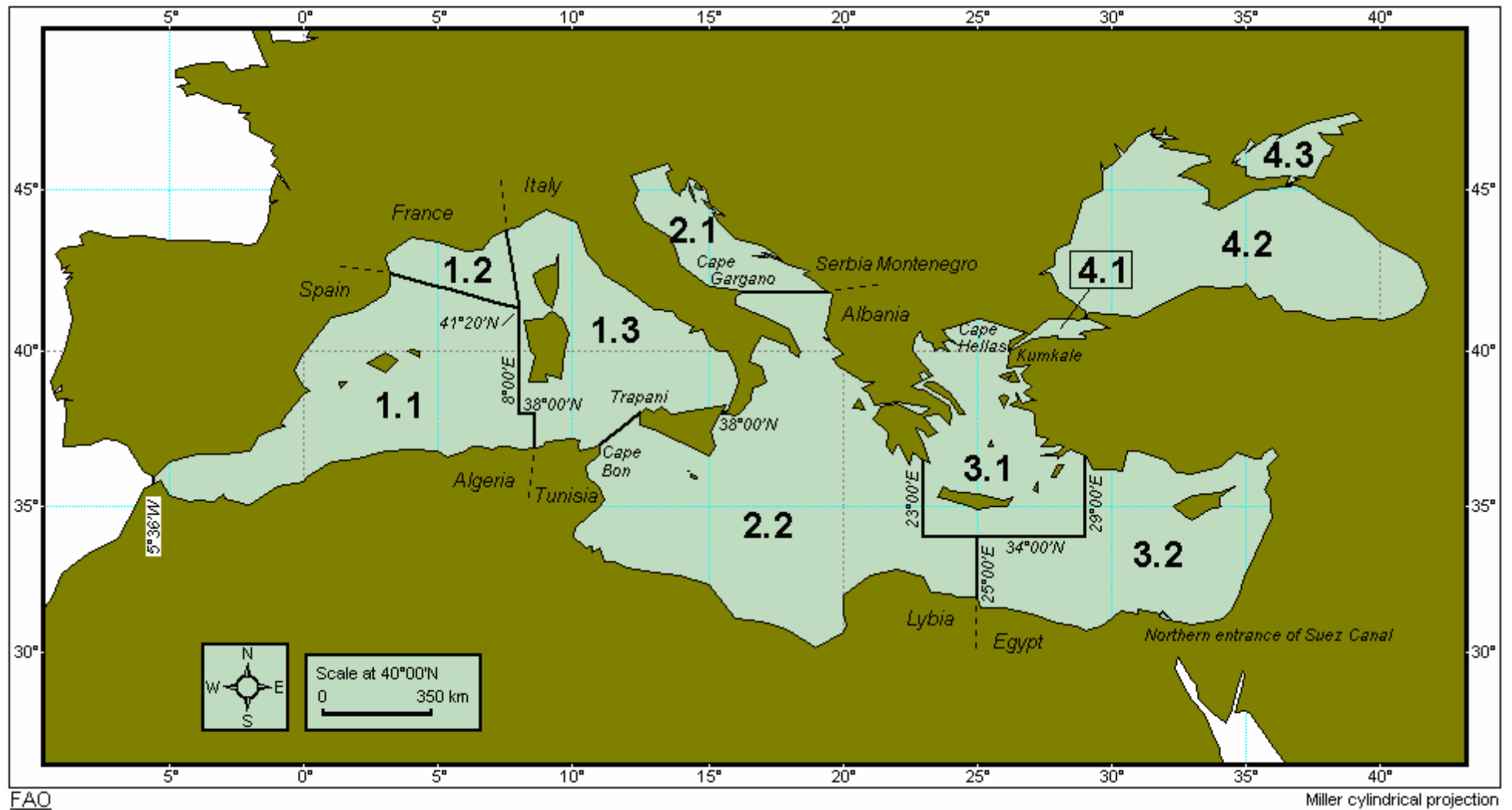
Table 2: Catches in marine waters in 2004 (tonnes)

		All marine areas	Medit. & Black Seas	%
EU-25		5,818,158	480,191	8.1
GR	Greece	91,137	87,932	96.5
ES	Spain	845,435	94,462	11.2
FR	France	666,394	39,735	6.0
IT	Italy	273,982	254,298	92.8
CY	Cyprus	1,522	1,522	100.0
MT	Malta	1,067	1,067	100.0
PT	Portugal	221,484	359	0.2
SI	Slovenia	815	815	100.0
Candidate countries		542,681	542,681	100.0
BG	Bulgaria	5,818	5,818	100.0
HR	Croatia	30,135	30,135	100.0
RO	Romania	1,831	1,831	100.0
TR	Turkey	504,897	504,897	100.0
World		93,214,236	1,523,682	1.6

Table 3: Catches by GFCM division in 2004 (tonnes)

		Total	GFCM 1	GFCM 2	GFCM 3	GFCM 4	GFCM (unknown)
EU-25		480,191	199,975	200,126	79,030	-	1,059
GR	Greece	87,932	-	10,390	77,542	-	0
ES	Spain	94,462	94,462	-	-	-	0
FR	France	39,735	34,402	4,957	376	-	0
IT	Italy	254,298	70,990	183,308	-	-	0
CY	Cyprus	1,522	-	-	1,112	-	410
MT	Malta	1,067	-	656	-	-	411
PT	Portugal	359	121	-	-	-	238
SI	Slovenia	815	-	815	-	-	0
Candidate countries		542,681	-	29,276	50,830	453,657	8,918
BG	Bulgaria	5,818	-	-	-	5,800	18
HR	Croatia	30,135	-	29,276	-	-	859
RO	Romania	1,831	-	-	-	1,831	-
TR	Turkey	504,897	-	-	50,830	446,026	8,041
World		1,523,682	399,091	352,938	186,342	557,324	27,986

Figure 2: Map of the Mediterranean showing the GFCM Divisions.



Pelagic species dominate Mediterranean catches

Two species, both pelagic and of the Clupeoid (herrings) family, dominate the catches in the Mediterranean: the European anchovy (*Engraulis encrasicolus*) and the European pilchard or sardine (*Sardina pilchardus*) which together accounted for 642 thousand tonnes (42%) of the 1,524 thousand tonnes caught by all countries in 2004 (see Table 4).

These two species were the major species in the catches by EU-25 Member States accounting for 149

thousand tonnes (31%) of the total catch of 480 thousand tonnes.

The situation for the Candidate Countries was very similar though another pelagic Clupeoid the European sprat (*Sprattus sprattus*) was the dominant species caught by Bulgaria and Romania in the Black Sea.

➤ ESSENTIAL INFORMATION – METHODOLOGICAL NOTES

For the purposes of this report the Mediterranean includes the adjacent Black Sea and the Sea of Azov. This combined area is equivalent to the FAO Major Fishing Area 37.

For statistical purposes the Mediterranean and Black Seas are divided by the General Fisheries Commission for the Mediterranean (GFCM) into 4 divisions (GFCM Divisions 1-4) – see Figure 2.

EU Member States submit data on the catches in the Mediterranean and Black Seas under the terms of Council Regulation No. 2597/95 (Official Journal L 270 of 13/11/1995)

Data for the EU Candidate Countries were submitted to the Food and Agriculture Organisation of the United Nations (FAO) on the STATLANT 37A questionnaire. Eurostat gratefully acknowledges FAO's contribution of

these data and for its assistance in a quality control of the data.

2004 is the most recent year for which complete data are available.

The production is reported in the live weight equivalent of the product. For molluscs this includes the weight of the shell.

The EU-25 Member States fishing in the Mediterranean and Black Seas are Cyprus, Greece, Spain, France, Italy, Malta and Portugal.

The EU Candidate Countries fishing in the Mediterranean and Black Seas are Bulgaria, Croatia, Romania and Turkey.

Eurostat also gratefully acknowledges the permission to reproduce the drawings on page 7 of this report.

Table 4 : Main species in Mediterranean catches in 2004 (tonnes live weight)

	Species	Catch	% of total
EU-25	ANE European anchovy (<i>Engraulis encrasicolus</i>)	87,463	18
	PIL European pilchard(=Sardine) (<i>Sardina pilchardus</i>)	61,804	13
GR Greece	MZZ Marine fishes nei (<i>Osteichthyes</i>)	14,713	17
	ANE European anchovy (<i>Engraulis encrasicolus</i>)	13,404	15
ES Spain	PIL European pilchard(=Sardine) (<i>Sardina pilchardus</i>)	27,771	29
	ANE European anchovy (<i>Engraulis encrasicolus</i>)	8,213	9
FR France	PIL European pilchard(=Sardine) (<i>Sardina pilchardus</i>)	12,548	32
	BFT Atlantic bluefin tuna (<i>Thunnus thynnus</i>)	8,338	21
IT Italy	ANE European anchovy (<i>Engraulis encrasicolus</i>)	58,261	23
	SVE Striped venus (<i>Chamelea gallina</i>)	37,438	15
CY Cyprus	PIC Picarels nei (<i>Spicara spp</i>)	313	21
	ALB Albacore (<i>Thunnus alalunga</i>)	250	16
MT Malta	DOL Common dolphinfish (<i>Coryphaena hippurus</i>)	473	44
	BFT Atlantic bluefin tuna (<i>Thunnus thynnus</i>)	228	21
PT Portugal	SWO Swordfish (<i>Xiphias gladius</i>)	146	41
	BSH Blue shark (<i>Prionace glauca</i>)	126	35
SI Slovenia	PIL European pilchard(=Sardine) (<i>Sardina pilchardus</i>)	374	46
	ANE European anchovy (<i>Engraulis encrasicolus</i>)	238	29
Candidate Countries	ANE European anchovy (<i>Engraulis encrasicolus</i>)	345,267	64
	PIL European pilchard(=Sardine) (<i>Sardina pilchardus</i>)	29,240	5
BG Bulgaria	SPR European sprat (<i>Sprattus sprattus</i>)	2,884	50
	RPN Sea snails (<i>Rapana spp</i>)	2,428	42
HR Croatia	PIL European pilchard(=Sardine) (<i>Sardina pilchardus</i>)	16,357	54
	ANE European anchovy (<i>Engraulis encrasicolus</i>)	5,644	17
RO Romania	SPR European sprat (<i>Sprattus sprattus</i>)	1,350	74
	ANE European anchovy (<i>Engraulis encrasicolus</i>)	135	7
TR Turkey	ANE European anchovy (<i>Engraulis encrasicolus</i>)	340,000	67
	BLU Bluefish (<i>Pomatomus saltatrix</i>)	19,901	4
World	ANE European anchovy (<i>Engraulis encrasicolus</i>)	455,062	30
	PIL European pilchard(=Sardine) (<i>Sardina pilchardus</i>)	187,442	12




Figure 3 : ALB Albacore (Thunnus alalunga)

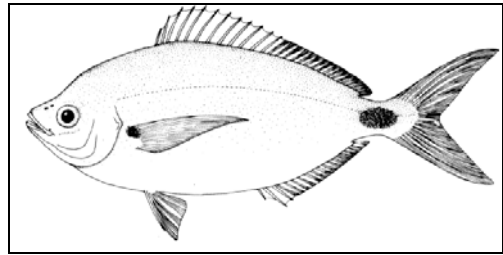


Figure 9: PIC Picarels (Spicara spp)




Figure 4 : ANE European anchovy (Engraulis encrasicolus)



Figure 10: PIL European pilchard (Sardina pilchardus)

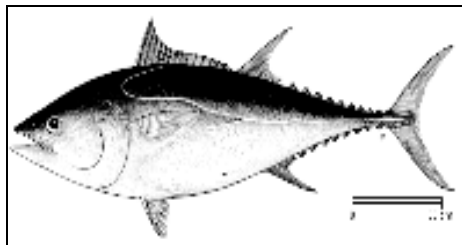


Figure 5 : BLF Atlantic bluefin tuna (Thunnus thynnus)

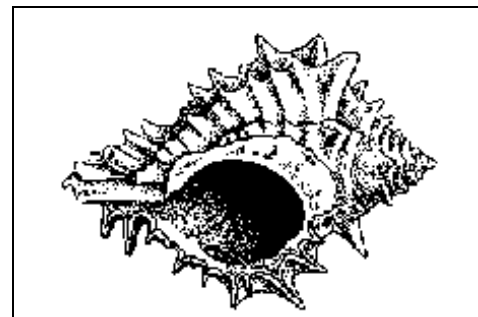


Figure 11 : RPN Sea snails (Rapana spp.)

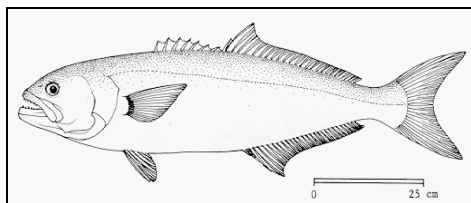


Figure 6: BLU Bluefish (Pomatomus saltatrix)

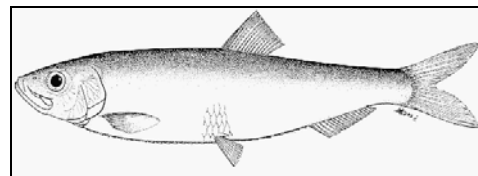


Figure 12 : SPR European sprat (Strattus sprattus)




Figure 7: BSH Blue shark (Prionace glauca)



Figure 13 : SVE Striped venus (Chamelea gallina)

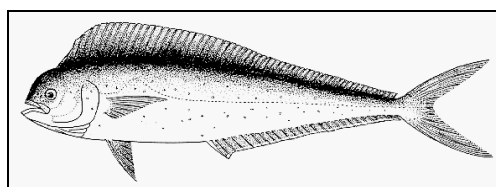


Figure 8: DOL Dolphinfish (Coryphaena hippurus)



Figure 14 : SWO Swordfish (Xiphias gladius)

Further information:

Data: [EUROSTAT Website/Home page/Agriculture and fisheries/Data](#)

 Agriculture, forestry and fisheries

 Agriculture

 Forestry

 Fisheries

 Catches by fishing region

Journalists can contact the media support service:

Bech Building Office A4/125
L - 2920 Luxembourg

Tel. (352) 4301 33408

Fax (352) 4301 35349

E-mail: eurostat-mediasupport@ec.europa.eu

European Statistical Data Support:

Eurostat set up with the members of the 'European statistical system' a network of support centres, which will exist in nearly all Member States as well as in some EFTA countries.

Their mission is to provide help and guidance to Internet users of European statistical data.

Contact details for this support network can be found on our Internet site: <http://ec.europa.eu/eurostat/>

A list of worldwide sales outlets is available at the:

Office for Official Publications of the European Communities.

2, rue Mercier
L - 2985 Luxembourg

URL: <http://publications.europa.eu>

E-mail: info-info-opoce@ec.europa.eu
