

Contents

Pig stock trends in the Member States ..... 1

Breakdown of pig stocks by main categories..... 2

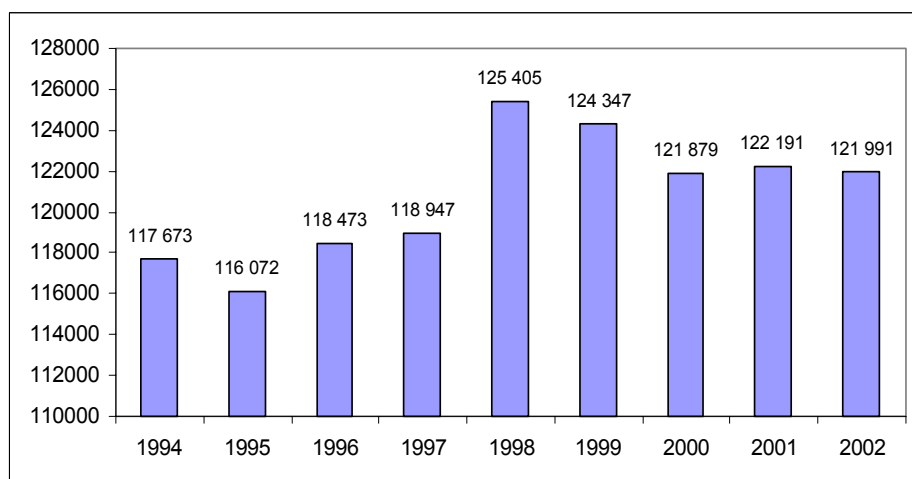
# Pig stock trends in the European Union, 1994-2002

*Francis Weiler, Blanka Chropůvková*

In 2002 the number of pigs in the European Union totalled about 122 million. Records of pig stocks in EU-15 exist from 1994. This publication outlines the major changes in pig stocks and in the breakdown of those stocks by category of animal in the Member States between 1994 and 2002.

After a downturn in the yearly figures for 1995, EU pig numbers tended to increase until 1998. Figure 1 shows that the biggest increase occurred from 1997 to 1998 (+5.4 %). Pig stocks then fell by 2% in 2000 compared with the previous year. The figures subsequently remained fairly stable. In spite of this reduction, Community stocks in 2002 were up by 4.3 million on the 1994 figure.

Figure 1: Pig stocks in EU-15 (1000 head)



Source : Eurostat

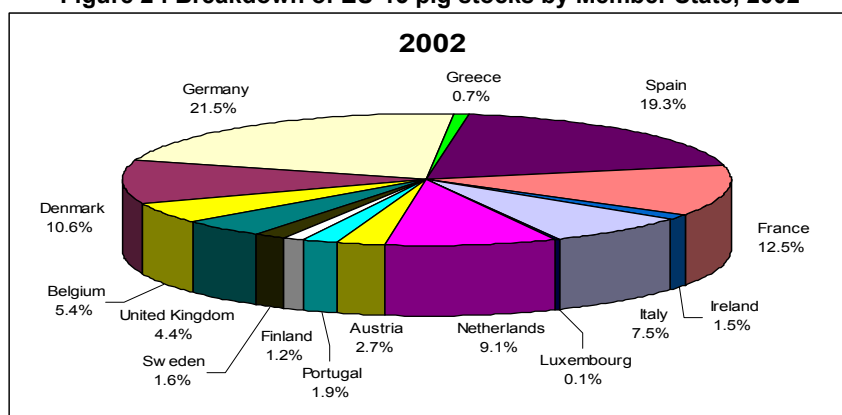
## Pig stock trends in the Member States

*Germany*, with 21.5% of the EU total in 2002, has the most pigs in the EU (Figure 2). After the reduction in number recorded between 1994 and 1995, stocks in *Germany* rose between 1996 and 1998. The biggest increase was in 1998, when pig stocks rose by 6% compared with the previous year. Stocks then fell in 1999-2000, before increasing slightly in 2001 and 2002 (Table 1). By 2002, the total number of animals in *Germany* had increased by 1.6 million compared with 1994.

*Spain* is the Member State which ranks second for the number of pigs. Its share of total EU stocks went up from 15.5% in 1994 to 19.3% in 2002. The biggest rise in stocks in *Spain* occurred in 1997-98, when numbers increased by 10.7%.



Figure 2 : Breakdown of EU-15 pig stocks by Member State, 2002



Pig surveys in the Member States reveal that stocks grew in 1998 in most Member States, the exceptions being *Greece*, *Portugal*, *Sweden* and the *United Kingdom*. Stocks have tended to decline in the UK since 1998, and from 1999 to 2000 they fell by 15.5%. The biggest increase in stocks occurred in the *Netherlands*, where the number of pigs rose by 17.3% between 1997 and 1998. However, this followed a sharp decline of 19.8% in 1997 compared with the previous year.

Table 1

Total pig stocks in the Member States (1000 head) - December surveys									
	1994	1995	1996	1997	1998	1999	2000	2001	2002
Belgium	6984	7153	7117	7352	7551	7322	7266	6775	6600
Denmark	10864	10709	11079	11494	11991	11914	12642	12975	12879
Germany	24698	23737	24283	24795	26294	26001	25767	25958	26251
Greece	951	917	904	938	904	968	936	861	903
Spain	18296	18125	18572	19480	21562	22418	22149	23639	23518
France	14593	14531	14968	15473	15869	15991	15168	15330	15271
Ireland	1498	1542	1665	1717	1801	1763	1731	1763	1782
Italy	8023	8061	8090	8281	8323	8415	8329	8410	9166
Luxembourg	68	73	77	74	81	82	83	76	76
Netherlands	13931	13935	14253	11437	13418	13139	12822	11514	11154
Austria	3729	3706	3664	3680	3810	3433	3348	3440	3305
Portugal	2444	2430	2375	2394	2385	2350	2338	2389	2344
Finland	1295	1394	1413	1444	1541	1493	1456	1454	1423
Sweden	2324	2317	2319	2353	2321	2021	1896	1920	1989
United Kingdom	7975	7442	7695	8036	7554	7037	5948	5687	5330
EU-15	117673	116072	118473	118947	125405	124347	121879	122191	121991

Source : Eurostat

### Breakdown of pig stocks by main categories

In most Member States *pigs for fattening* account for the largest category among total pig stocks. The two countries which do not follow this trend are *Denmark* and the *Netherlands*, where the biggest category in 2002 was *piglets* (Figure 3). These two countries are followed by *Luxembourg*, where the number of *piglets* in total pig stocks averaged 34% between 1994 and 2002 (Figure 4).

Figure 3: Breakdown of the pig livestock, 2002

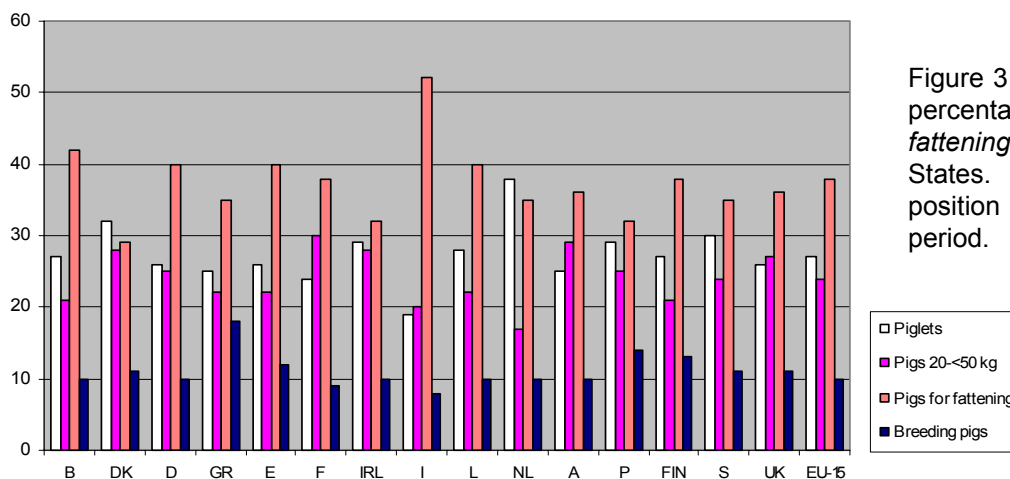
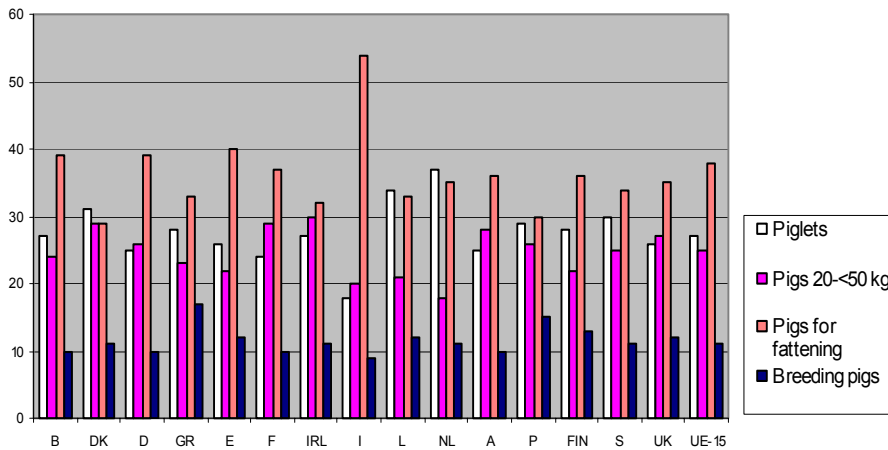


Figure 3 shows that *Italy* has a bigger percentage (52% in 2002) of *pigs for fattening* than the other Member States. *Italy* maintained this leading position throughout the 1994-2002 period.

**Figure 4: Breakdown of the pig livestock, average for 1994-2002**



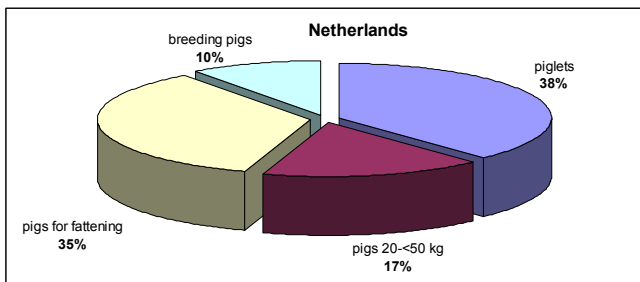
A look at the breakdown of pig stocks by main category in 2002 in comparison with the average figures for 1994-2002 shows that the biggest changes occurred in *Luxembourg*, where the percentage of *piglets* fell to 28% in 2002, compared with the average figure of 34%. *Pigs for fattening* accounted for 40% of total pig stocks in 2002, while the percentage of *breeding pigs* has declined.

In *Belgium* the percentage of *pigs in the 20-50 kg* category went down in 2002 compared with the average. This reduction began in 2000 and was offset by an increase in the number of *pigs for fattening*.

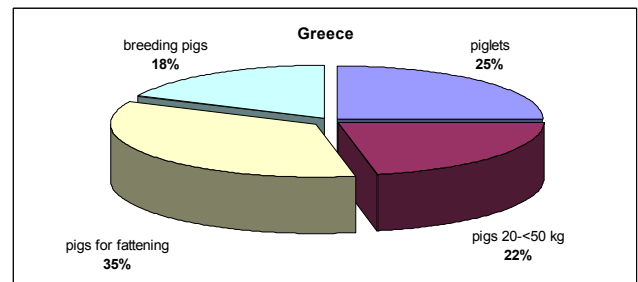
As for other Member States, *piglets* account for the biggest share (38% in 2002) of the total pig population in the *Netherlands* whereas the percentage of *breeding pigs* (10%) is relatively low (Figure 5). The same country also has the lowest percentage of *pigs in the 20-50 kg* category (17%) among all the Member States.

In *Greece* the biggest percentage of the total pig population is represented by *pigs for fattening* (35% in 2002), with *piglets* accounting for only 25% (Figure 6). This is the lowest figure recorded for this category between 1994 - when the figure was 30% - and 2002. The highest figure for *breeding pigs* (21%) was recorded in 2000, when *piglets* accounted for 27% of the total population.

**Figure 5: Breakdown of the pig livestock in the Netherlands, 2002**

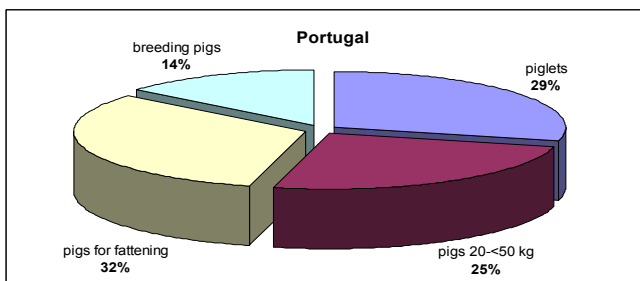


**Figure 6: Breakdown of the pig livestock in Greece, 2002**

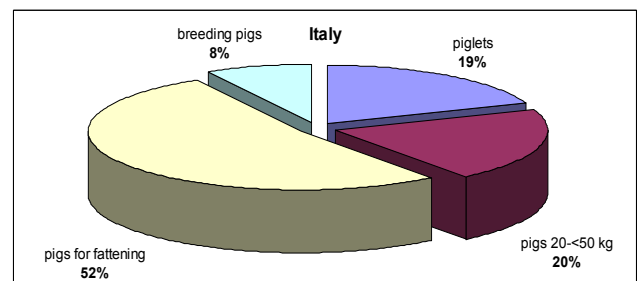


*Portugal* is the Member State which ranks second for the percentage of *breeding pigs* (14% in 2002). *Piglets* account for a higher percentage of total stocks in *Portugal* than in *Greece* (Figure 7). As already mentioned, *pigs for fattening* account for a larger percentage of stocks in *Italy* than in other Member States. Figure 8 shows the breakdown of pig stocks in *Italy*. Table 2 shows a comparison with the other Member States.

**Figure 7: Breakdown of the pig livestock in Portugal, 2002**



**Figure 8: Breakdown of the pig livestock in Italy, 2002**



**Table 2**

Breakdown of pig stocks in the Member States, 2002																
	B	DK	D	GR	E	F	IRL	I	L	NL	A	P	FIN	S	UK	EU-15
Total pig stocks	100	100	100	100	100	100	100	100	100	100	100	100	100	100	100	100
Piglets of live weight under 20 kg	27	32	26	25	26	24	29	19	28	38	25	29	27	30	26	27
Pigs 20-50 kg	21	28	25	22	22	30	28	20	22	17	29	25	21	24	27	24
Pigs for fattening (under 50 kg)	42	29	40	35	40	38	32	52	40	35	36	32	38	35	36	38
Breeding pigs (over 50 kg)	10	11	10	18	12	9	10	8	10	10	10	14	13	11	11	10

# Further information:

## ➤ Databases

NewCronos, Theme 5, Domain: zpa 1

To obtain information or to order publications, databases and special sets of data, please contact the **Data Shop** network:

DANMARK	DEUTSCHLAND	ESPAÑA	FRANCE	ITALIA – Roma
<b>DANMARKS STATISTIK</b> Bibliotek og Information Eurostat Data Shop Sejrogade 11 DK-2100 KØBENHAVN Ø Tlf. (45) 39 17 30 30 Fax (45) 39 17 30 03 E-mail: bib@dst.dk URL: <a href="http://www.dst.dk/bibliotek">http://www.dst.dk/bibliotek</a>	Statistisches Bundesamt Eurostat Data Shop Berlin Otto-Braun-Straße 70-72 (Eingang: Karl-Marx-Allee) D-10178 Berlin Tel. (49) 1888-644 94 27/28 (49) 611 75 94 27 Fax (49) 1888-644 94 30 E-Mail: <a href="mailto:datashop@destatis.de">datashop@destatis.de</a> URL: <a href="http://www.eu-datashop.de/">http://www.eu-datashop.de/</a>	INE Eurostat Data Shop Paseo de la Castellana, 183 Despacho 011B Entrada por Estébanez Calderón E-28046 MADRID Tel. (34) 915 839 167/ 915 839 500 Fax (34) 915 830 357 E-mail: <a href="mailto:datashop.eurostat@ine.es">datashop.eurostat@ine.es</a> URL: <a href="http://www.ine.es/produser/datashop/index.html">http://www.ine.es/produser/datashop/index.html</a> Member of the MIDAS Net	INSEE Info Service Eurostat Data Shop 195, rue de Bercy Tour Gamma A F-75582 PARIS CEDEX 12 Tél. (33) 1 53 17 88 44 Fax (33) 1 53 17 88 22 E-mail: <a href="mailto:datashop@insee.fr">datashop@insee.fr</a> Member of the MIDAS Net	ISTAT Centro di informazione statistica Sede di Roma Eurostat Data Shop Via Cesare Balbo, 11a I-00184 Roma Tel. (39) 06 46 73 32 28 Fax (39) 06 46 73 31 01/ 07 E-mail: <a href="mailto:datashop@istat.it">datashop@istat.it</a> URL: <a href="http://www.istat.it/Prodotti-e/Allegati/Eurostatdatashop.html">http://www.istat.it/Prodotti-e/Allegati/Eurostatdatashop.html</a> Member of the MIDAS Net
ITALIA – Milano	NEDERLAND	PORTUGAL	SUOMI/FINLAND	SVERIGE
ISTAT Ufficio Regionale per la Lombardia Eurostat Data Shop Via Fieno 3 I-20123 MILANO Tel. (39) 02 80 61 32 460 Fax (39) 02 80 61 32 304 E-mail: <a href="mailto:mileuro@tin.it">mileuro@tin.it</a> URL: <a href="http://www.istat.it/Prodotti-e/Allegati/Eurostatdatashop.html">http://www.istat.it/Prodotti-e/Allegati/Eurostatdatashop.html</a> Member of the MIDAS Net	Centraal Bureau voor de Statistiek Eurostat Data Shop - Voorburg Postbus 4000 NL-2270 JM VOORBURG Nederland Tel. (31) 70 337 49 00 Fax (31) 70 337 59 84 E-mail: <a href="mailto:datashop@cbs.nl">datashop@cbs.nl</a> URL: <a href="http://www.cbs.nl/eurodatashop">www.cbs.nl/eurodatashop</a>	Eurostat Data Shop Lisboa INE/Serviço de Difusão Av. António José de Almeida, 2 P-1000-043 LISBOA Tel. (351) 21 842 61 00 Fax (351) 21 842 63 64 E-mail: <a href="mailto:datashop@ine.pt">datashop@ine.pt</a>	Statistics Finland Eurostat Data Shop Helsinki Tilastokirjasto PL 2B FIN-00022 Tilastokeskus Työpajakatu 13 B, 2.Kerros, Helsinki P. (358) 9 17 34 22 21 F. (358) 9 17 34 22 79 Sähköposti: <a href="mailto:datashop@stat.fi">datashop@stat.fi</a> URL: <a href="http://www.tilastokeskus.fi/tk/kk/datashop/">http://www.tilastokeskus.fi/tk/kk/datashop/</a>	Statistics Sweden Information service Eurostat Data Shop Karlavägen 100 - Box 24 300 S-104 51 STOCKHOLM Tfn (46) 8 50 69 48 01 Fax (46) 8 50 69 48 99 E-post: <a href="mailto:infoservice@scb.se">infoservice@scb.se</a> URL: <a href="http://www.scb.se/templates/Standard_22884.asp">http://www.scb.se/templates/Standard_22884.asp</a>
UNITED KINGDOM	NORGE	SCHWEIZ/SUISSE/SVIZZERA	UNITED STATES OF AMERICA	
Eurostat Data Shop Office for National Statistics Room 1.015 Cardiff Road Newport South Wales NP10 8XG United Kingdom Tel. (44) 1633 81 33 69 Fax (44) 1633 81 33 33 E-mail: <a href="mailto:eurostat.datashop@ons.gov.uk">eurostat.datashop@ons.gov.uk</a>	Statistics Norway Library and Information Centre Eurostat Data Shop Kongens gate 6 Boks 8131 Dep. N-0033 OSLO Tel. (47) 21 09 46 42 / 43 Fax (47) 21 09 45 04 E-mail: <a href="mailto:Datashop@ssb.no">Datashop@ssb.no</a> URL: <a href="http://www.ssb.no/bibliotek/datashop/">http://www.ssb.no/bibliotek/datashop/</a>	Statistisches Amt des Kantons Zürich Eurostat Data Shop Bleichenweg 5 CH-8090 Zürich Tel. (41) 1 225 12 12 Fax (41) 1 225 12 99 E-mail: <a href="mailto:datashop@statistik.zh.ch">datashop@statistik.zh.ch</a> URL: <a href="http://www.statistik.zh.ch">http://www.statistik.zh.ch</a>	Harver Analytics Eurostat Data Shop 60 East 42nd Street Suite 3310 NEW YORK, NY 10165 USA Tel. (1) 212 986 93 00 Fax (1) 212 986 69 81 E-mail: <a href="mailto:eurodata@haver.com">eurodata@haver.com</a> URL: <a href="http://www.haver.com/">http://www.haver.com/</a>	

### Media Support Eurostat (for professional journalists only):

Bech Building Office A4/017 • L-2920 Luxembourg • Tel. (352) 4301 33408 • Fax (352) 4301 35349 • e-mail: [eurostat-mediasupport@cec.eu.int](mailto:eurostat-mediasupport@cec.eu.int)

### For information on methodology:

Francis Weiler, Eurostat / E2, L-2920 Luxembourg, Tel. (352) 4301 37218, Fax (352) 4301 37318,

E-mail: [Francis.Weiler@cec.eu.int](mailto:Francis.Weiler@cec.eu.int)

ORIGINAL: English

Please visit our web site at [www.europa.eu.int/comm/eurostat/](http://www.europa.eu.int/comm/eurostat/) for further information!

A list of worldwide sales outlets is available at the **Office for Official Publications of the European Communities**.

2 rue Mercier – L-2985 Luxembourg  
Tel. (352) 2929 42118 Fax (352) 2929 42709  
URL: <http://publications.eu.int>  
E-mail: [info-info-opoce@cec.eu.int](mailto:info-info-opoce@cec.eu.int)

BELGIQUE/BELGIË – DANMARK – DEUTSCHLAND – GREECE/ELLADA – ESPAÑA – FRANCE – IRELAND – ITALIA – LUXEMBOURG – NEDERLAND – ÖSTERREICH  
PORTUGAL – SUOMI/FINLAND – SVERIGE – UNITED KINGDOM – ISLAND – NORGE – SCHWEIZ/SUISSE/SVIZZERA – BALGARIJA – ČESKÁ REPUBLIKA – CYPRUS  
EESTI – HRVATSKA – MAGYARORSZÁG – MALTA – POLSKA – ROMÂNIA – RUSSIA – SLOVAKIA – SLOVENIA – TÜRKIYE – AUSTRALIA – CANADA – EGYPT – INDIA  
ISRAËL – JAPAN – MALAYSIA – PHILIPPINES – SOUTH KOREA – THAILAND – UNITED STATES OF AMERICA

## Order form

I would like to subscribe to *Statistics in focus* (from 1.1.2003 to 31.12.2003):

(for the Data Shop and sales office addresses see above)

All 9 themes (approximately 200 issues)

Paper: EUR 240

Language required:  DE  EN  FR

*Statistics in focus* can be downloaded (pdf file) free of charge from the Eurostat web site. You only need to register. For other solutions, contact your Data Shop.

Please send me a free copy of 'Eurostat mini-guide' (catalogue containing a selection of Eurostat products and services)

Language required:  DE  EN  FR

I would like a free subscription to 'Statistical References', the information letter on Eurostat products and services

Language required:  DE  EN  FR

Mr  Mrs  Ms

(Please use block capitals)

Surname: \_\_\_\_\_ Forename: \_\_\_\_\_

Company: \_\_\_\_\_ Department: \_\_\_\_\_

Function: \_\_\_\_\_

Address: \_\_\_\_\_

Post code: \_\_\_\_\_ Town: \_\_\_\_\_

Country: \_\_\_\_\_

Tel.: \_\_\_\_\_ Fax: \_\_\_\_\_

E-mail: \_\_\_\_\_

Payment on receipt of invoice, preferably by:

Bank transfer

Visa  Eurocard

Card No: \_\_\_\_\_ Expires on: \_\_\_\_/\_\_\_\_/\_\_\_\_

Please confirm your intra-Community VAT number:

If no number is entered, VAT will be automatically applied. Subsequent reimbursement will not be possible.