

Inland deliveries of petroleum products in 1999

Emile SIEBENALLER

Statistics
in focus

ENVIRONMENT AND
ENERGY

THEME 8 – 13/2000

ENERGY

Contents

Provisional data for 1999

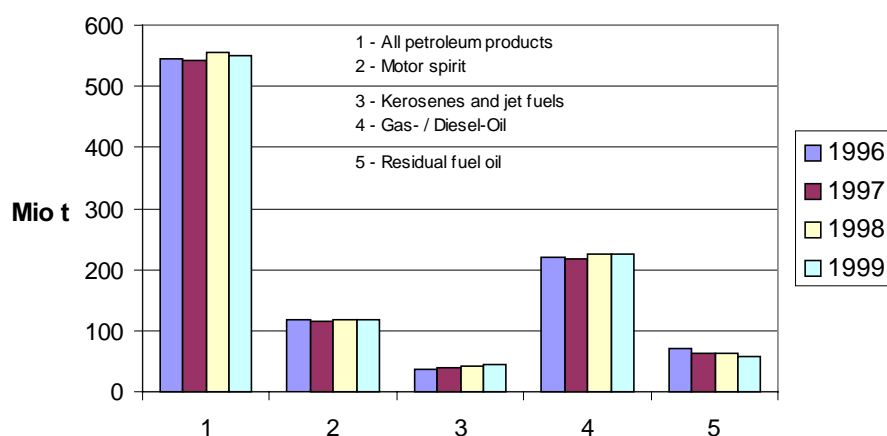


Figure 1: Inland deliveries, EU-15

In 1999, deliveries of petroleum products within the EU totalled 550.2 million t, which was 1.0% down on the previous year (555.9 million t in 1998).

The situation regarding the main products is as follows:

- in contrast to the previous year, deliveries of motor spirit fell by 0.8% to 116.7 million tonnes;
- inland deliveries of kerosene and jet-fuels continued their upward trend, increasing by 6.6% from 42.35 million tonnes in 1998 to 45.15 million tonnes in 1999;
- there was a slight increase in deliveries of gas oil/diesel oil from 224.4 million tonnes in 1998 to 224.6 million tonnes in 1999;
- deliveries of residual fuel oil continued their downward trend, falling from 62.41 million tonnes in 1998 to 58.46 million tonnes in 1999 (–6.3%).



Manuscript completed on: 07.08.2000
ISSN 1562-3106
Catalogue number: KS-NQ-00-013-EN-I
Price in Luxembourg per single copy
(excl. VAT): EUR 6

© European Communities, 2000

Trends in deliveries by Member State

The main trends by product in 1999 are as follows:

- deliveries of motor spirit increased in Ireland (+7.9%), Luxembourg (+4.4%), Greece (+1.9%), the Netherlands (+1.0%) and Finland (+0.8%), while they decreased mainly in Belgium (-4.6%), Austria (-3.8%), Italy (-2.2%), Sweden (-1.4%) and the United Kingdom (-1.3%);

- Belgium and Austria reported that deliveries of kerosene and jet-fuels had declined by 4.8% and 2.5% respectively, while in Finland they almost tripled, and there were also marked increases in Ireland (+22.1%), France (+16.9%) and Luxembourg (+16.6%).

In the other countries, the following increases were recorded:

Italy (+9.6%), Denmark (+6.9%), Greece (+6.9%), Spain (+5.8%), Germany (+5.0%), Portugal (+3.8%), Sweden (+3.3%), the United Kingdom (+2.8%) and the Netherlands (+1.5%);

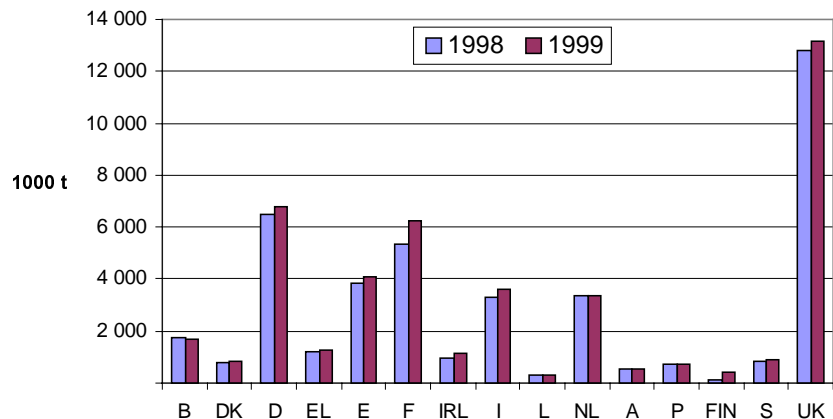


Figure 2: Deliveries of kerosene and jet fuels

- deliveries of gas oil and diesel oil decreased in Germany (-6.0%), the United Kingdom (-5.8%), Belgium (-2.3%), Greece (-1.1%) and Denmark (-0.3%), while they increased by 10.0% in Ireland, 7.7% in Spain, 7.5% in Luxembourg, 6.2% in the Netherlands, 5.7% in Austria, 5.4% in Portugal, 4.3% in France, 2.3% in Italy and Sweden, and 1.2% in Finland;

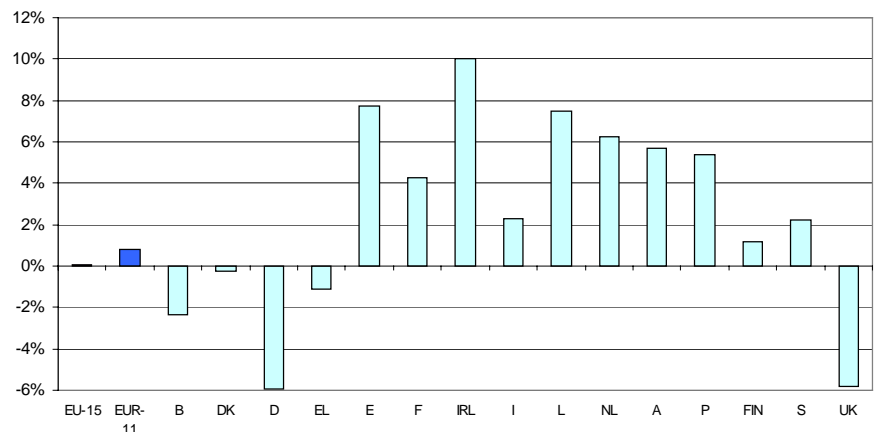



Figure 3: Differences in deliveries of gas- / diesel-oil (%) 1999 compared to 1998

- deliveries of residual fuel oil increased in Ireland (+16.3%), Spain (+16.2%), Sweden (+8.6%) and Finland (+0.5%), while there were sizeable reductions in Austria (-12.6%), Germany (-14.0%), Italy (-15.1%), Denmark (-22.4%) and Luxembourg (-75.0%).

MINERALÖLZERZEUGNISSE Inlandslieferungen JAN-DEZ 1999 - Erste Ergebnisse 1 000 t				PETROLEUM PRODUCTS Inland Deliveries JAN-DEC 1999 - First Results 1 000 t								PRODUITS PÉTROLIERS Livraisons Intérieures JAN-DEC 1999 - Premiers Résultats 1 000 t					
	EU-15	EUR-11	B	DK	D	EL	E	F	IRL	I	L	NL	A	P	FIN	S	UK
ALLE MINERALÖLZERZEUGNISSE				ALL PETROLEUM PRODUCTS								TOUS PRODUITS PÉTROLIERS					
1996	545 082	428 420	21 260	9 837	128 824	14 212	49 401	83 879	5 454	86 394	1 803	21 063	10 799	11 841	7 702	17 719	74 894
1997	542 760	432 446	21 698	9 564	127 924	14 093	51 557	83 954	5 933	85 741	1 878	21 411	11 116	12 570	8 664	13 472	73 185
1998	555 882	443 189	22 095	9 346	127 877	15 035	55 603	87 060	6 735	85 112	1 955	21 988	11 386	14 480	8 898	15 073	73 239
1999	550 158	438 809	21 760	9 352	123 236	14 979	57 926	86 868	7 597	80 710	2 107	23 513	11 430	14 561	9 101	14 915	72 103
1997/96 %	-0,4	0,9	2,1	-2,8	-0,7	-0,8	4,4	0,1	8,8	-0,8	4,2	1,7	2,9	6,2	12,5	-24,0	-2,3
1998/97 %	2,4	2,5	1,8	-2,3	0,0	6,7	7,8	3,7	13,5	-0,7	4,1	2,7	2,4	15,2	2,7	11,9	0,1
1999/98 %	-1,0	-1,0	-1,5	0,1	-3,6	-0,4	4,2	-0,2	12,8	-5,2	7,8	6,9	0,4	0,6	2,3	-1,0	-1,6
darunter: MOTORENBENZIN				among which: MOTOR SPIRIT								dont : ESSENCES MOTEUR					
1996	117 136	85 909	2 741	1 929	29 996	2 940	9 101	14 997	1 097	17 278	520	4 199	2 217	1 931	1 832	4 203	22 155
1997	116 519	85 090	2 537	1 975	29 902	3 039	8 979	14 635	1 173	17 254	542	4 139	2 136	1 919	1 874	4 127	22 288
1998	117 628	86 538	2 512	2 031	30 427	3 156	9 018	14 577	1 306	18 044	541	4 107	2 129	2 040	1 837	4 019	21 884
1999	116 704	85 910	2 396	2 018	30 331	3 215	8 938	14 533	1 409	17 656	565	4 148	2 048	2 034	1 852	3 964	21 597
1997/96 %	-0,5	-1,0	-7,4	2,4	-0,3	3,4	-1,3	-2,4	6,9	-0,1	4,2	-1,4	-3,7	-0,6	2,3	-1,8	0,6
1998/97 %	1,0	1,7	-1,0	2,8	1,8	3,8	0,4	-0,4	11,3	4,6	-0,2	-0,8	-0,3	6,3	-2,0	-2,6	-1,8
1999/98 %	-0,8	-0,7	-4,6	-0,6	-0,3	1,9	-0,9	-0,3	7,9	-2,2	4,4	1,0	-3,8	-0,3	0,8	-1,4	-1,3
PETROLEUM / FLUGTURBINENKRAFTSTOFFE				KEROSENES AND JET FUELS								PÉTROLE LAMPANT ET CARBUREACTEURS					
1996	37 883	23 770	1 278	818	5 931	1 230	3 323	4 895	791	3 207	200	2 852	509	624	160	739	11 326
1997	39 564	24 966	1 521	790	6 244	1 219	3 556	5 037	841	3 185	241	3 098	518	595	130	832	11 757
1998	42 345	26 688	1 755	807	6 469	1 181	3 870	5 337	947	3 305	283	3 336	551	692	143	853	12 816
1999	45 154	28 966	1 670	863	6 794	1 263	4 095	6 240	1 156	3 621	330	3 386	537	718	418	881	13 181
1997/96 %	4,4	5,0	19,0	-3,4	5,3	-0,9	7,0	2,9	6,3	-0,7	20,5	8,6	1,8	-4,6	-18,8	12,6	3,8
1998/97 %	7,0	6,9	15,4	2,2	3,6	-3,1	8,8	6,0	12,6	3,8	17,4	7,7	6,4	16,3	10,0	2,5	9,0
1999/98 %	6,6	8,5	-4,8	6,9	5,0	6,9	5,8	16,9	22,1	9,6	16,6	1,5	-2,5	3,8	192,3	3,3	2,8
DIESELKRAFTST. U. DESTILLAT HEIZÖLE				GAS / DIESEL OIL								GASOIL ET FUEL-OIL FLUIDE					
1996	220 441	182 171	10 699	4 197	64 368	5 736	19 145	42 270	2 208	23 863	965	6 490	4 990	3 322	3 851	5 686	22 651
1997	218 687	181 427	10 983	4 030	62 473	5 297	19 470	42 227	2 307	23 722	1 026	6 426	5 196	3 586	4 011	4 904	23 029
1998	224 409	185 996	11 007	3 969	61 961	6 236	21 496	43 313	2 592	24 622	1 082	6 340	5 436	4 011	4 136	5 059	23 149
1999	224 551	187 444	10 750	3 959	58 268	6 168	23 160	45 165	2 851	25 192	1 163	6 736	5 747	4 227	4 185	5 173	21 807
1997/96 %	-0,8	-0,4	2,7	-4,0	-2,9	-7,7	1,7	-0,1	4,5	-0,6	6,3	-1,0	4,1	7,9	4,2	-13,8	1,7
1998/97 %	2,6	2,5	0,2	-1,5	-0,8	17,7	10,4	2,6	12,4	3,8	5,5	-1,3	4,6	11,9	3,1	3,2	0,5
1999/98 %	0,1	0,8	-2,3	-0,3	-6,0	-1,1	7,7	4,3	10,0	2,3	7,5	6,2	5,7	5,4	1,2	2,3	-5,8
RÜCKSTANDSHEIZÖLE				RESIDUAL FUEL OIL								FUEL-OIL RESIDUEL					
1996	70 353	55 652	1 945	923	6 935	2 985	6 052	4 974	1 257	27 906	82	318	1 710	3 038	1 435	3 939	6 854
1997	62 666	52 673	1 777	640	5 791	3 029	5 827	4 550	1 480	26 456	42	130	1 831	3 156	1 633	1 797	4 527
1998	62 410	52 690	1 953	718	5 804	3 093	6 368	5 056	1 762	24 151	12	91	1 816	4 058	1 619	2 022	3 887
1999	58 458	48 903	1 938	557	4 990	2 997	7 402	4 769	2 049	20 508	3	86	1 588	3 943	1 627	2 195	3 806
1997/96 %	-10,9	-5,4	-8,6	-30,7	-16,5	1,5	-3,7	-8,5	17,7	-5,2	-48,8	-59,1	7,1	3,9	13,8	-54,4	-34,0
1998/97 %	-0,4	0,0	9,9	12,2	0,2	2,1	9,3	11,1	19,1	-8,7	-71,4	-30,0	-0,8	28,6	-0,9	12,5	-14,1
1999/98 %	-6,3	-7,2	-0,8	-22,4	-14,0	-3,1	16,2	-5,7	16,3	-15,1	-75,0	-5,5	-12,6	-2,8	0,5	8,6	-2,1

Further information:

➤ Databases

New Cronos, Domain: Energy

To obtain information or to order publications, databases and special sets of data, please contact the **Data Shop** network:

BELGIQUE/BELGIË	DANMARK	DEUTSCHLAND	ESPAÑA	FRANCE	ITALIA – Roma
Eurostat Data Shop Bruelles/Brussel Planistat Belgique 124 Rue du Commerce Handelsstraat 124 B-1000 BRUXELLES / BRUSSEL Tel. (32-2) 234 67 50 Fax (32-2) 234 67 51 E-Mail: datashop@planistat.be	DANMARKS STATISTIK Bibliotek og Information Eurostat Data Shop Sejrøgade 11 DK-2100 KØBENHAVN Ø Tel. (45-39) 17 30 30 Fax (45-39) 17 30 03 E-Mail: bib@dst.dk	STATISTISCHES BUNDESAMT Eurostat Data Shop Berlin Otto-Braun-Straße 70-72 D-1 0178 BERLIN Tel. (49-30) 23 24 64 27/28 Fax (49-30) 23 24 64 30 E-Mail: datashop@statistik-bund.de	INE Eurostat Data Shop Paseo de la Castellana, 183 Oficina 009 Entrada por Estébanez Calderón E-28046 MADRID Tel. (34-91) 583 91 67 Fax (34-91) 579 71 20 E-Mail: datashop.eurostat@ine.es	INSEE Info Service Eurostat Data Shop 195, rue de Bercy Tour Gamma A F-75582 PARIS CEDEX 12 Tel. (33-1) 53 17 88 44 Fax (33-1) 53 17 88 22 E-Mail: datashop@insee.fr	ISTAT Centro di Informazione Statistica Sede di Roma, Eurostat Data Shop Via Cesare Balbo, 11a I-00184 ROMA Tel. (39-06) 46 73 31 02/06 Fax (39-06) 46 73 31 01/07 E-Mail: dipdiff@istat.it
ITALIA – Milano	LUXEMBOURG	NEDERLAND	NORGE	PORTUGAL	SCHWEIZ/SUISSE/SVIZZERA
ISTAT Ufficio Regionale per la Lombardia Eurostat Data Shop Via Fieno 3 I-20123 MILANO Tel. (39-02) 8061 32460 Fax (39-02) 8061 32304 E-mail: mileuro@tin.it	Eurostat Data Shop Luxembourg BP 453 L-2014 LUXEMBOURG 4, rue A. Weicker L-2721 LUXEMBOURG Tel. (352) 43 35 22 51 Fax (352) 43 35 22 221 E-Mail: dslux@eurostat.datashop.lu	STATISTICS NETHERLANDS Eurostat Data Shop-Voorburg po box 4000 2270 JM VOORBURG Nederland Tel. (31-70) 337 49 00 Fax (31-70) 337 59 84 E-Mail: datashop@cbs.nl	Statistics Norway Library and Information Centre Eurostat Data Shop Kongens gate 6 P. b. 81 31, dep. N-0033 OSLO Tel. (47-22) 86 46 43 Fax (47-22) 86 45 04 E-Mail: datashop@ssb.no	Eurostat Data Shop Lisboa INE/Serviço de Difusão Av. António José de Almeida, 2 P-1000-043 LISBOA Tel. (351-21) 842 61 00 Fax (351-21) 842 63 64 E-Mail: data.shop@ine.pt	Statistisches Amt des Kantons Zürich, Eurostat Data Shop Bleicherweg 5 CH-8090 Zürich Tel. (41-1) 225 12 12 Fax (41-1) 225 12 99 E-Mail: datashop@zh.ch Internetadresse: http://www.zh.ch/statistik
SUOMI/FINLAND	SVERIGE	UNITED KINGDOM	UNITED KINGDOM	UNITED STATES OF AMERICA	
Eurostat Data Shop Helsinki Tilastokirjasto Postiosoite: PL 2B Käyntiosoite: Työpajakatu 13 B, 2 krs FIN-00022 Tilastokeskus Tel. (358-9) 17 34 22 21 Fax (358-9) 17 34 22 79 S-posti: datashop.tilastokeskus@tilastokeskus.fi Internetadresse: http://www.tilastokeskus.fi/tilkk/datashop.html	STATISTICS SWEDEN Information service Eurostat Data Shop Karlavägen 100 - Box 24 300 S-104 51 STOCKHOLM Tel. (46-8) 50 69 48 01 Fax (46-8) 50 69 48 99 E-Mail: info.service@scb.se URL: http://www.scb.se/info/datashop/ http://www.eurostat.datashop.se	Eurostat Data Shop Enquiries & advice and publications Office for National Statistics Customers & Electronic Services Unit 1 Drummond Gate - B1/05 UK-LONDON SW1V 2QQ Tel. (44-171) 533 56 76 Fax (44-1633) 812 762 E-Mail: eurostat.datashop@ons.gov.uk	Eurostat Data Shop Electronic Data Extractions, Enquiries & advice - R.CADE Unit 1L Mounjony Research Centre University of Durham UK - DURHAM DH1 3SW Tel: (44-191) 374 7350 Fax: (44-191) 384 4971 E-Mail: r.cade@dur.ac.uk URL: http://www.r.cade.dur.ac.uk	HAVER ANALYTICS Eurostat Data Shop 60 East 42nd Street Suite 3310 USA-NEW YORK, NY 10165 Tel. (1-212) 986 93 00 Fax (1-212) 986 58 57 E-Mail: eurodata@haver.com	

Media Support Eurostat (for professional journalists only):

Bech Building Office A3/48 - L-2920 Luxembourg • Tel. (352) 4301 33408 • Fax (352) 4301 32649 • e-mail: eurostat-mediasupport@cec.eu.int

For information on methodology: Emile SIEBENALLER,

EUROSTAT/F4, L-2920 Luxembourg, Tel.: (352) 4301 32040, Fax: (352) 4301 32839, E-mail: Emile.Siebenaller@cec.eu.int

ORIGINAL: French

Please visit our web site at www.europa.eu.int/comm/eurostat/ for further information!

A list of worldwide sales outlets is available at the **Office for Official Publications of the European Communities**.

2 rue Mercier - L-2985 Luxembourg
 Tel. (352) 2929 42118 Fax (352) 2929 42709
 Internet Address <http://eur-op.eu.int/fr/generals-ad.htm>
 e-mail: info.info@cec.eu.int

BELGIQUE/BELGIË - DANMARK - DEUTSCHLAND - GREECE/ELLADA - ESPAÑA - FRANCE - IRELAND - ITALIA - LUXEMBOURG - NEDERLAND - ÖSTERREICH
 PORTUGAL - SUOMI/FINLAND - SVERIGE - UNITED KINGDOM - ISLAND - NORGE - SCHWEIZ/SUISSE/SVIZZERA - BALGARIJA - CESHÁ REPUBLIKA - CYPRUS
 EESTI - HRVATSKA - MAGYARORSZÁG - MALTA - POLSKA - ROMÂNIA - RUSSIA - SLOVAKIA - SLOVENIA - TÜRKIYE - AUSTRALIA - CANADA - EGYPT - INDIA
 ISRAËL - JAPAN - MALAYSIA - PHILIPPINES - SOUTH KOREA - THAILAND - UNITED STATES OF AMERICA

Order form

I would like to subscribe to Statistics in focus (from 1.1.2000 to 31.12.2000):
 (for the Data Shop and sales office addresses see above)

Formula 1: All 9 themes (approximately 140 issues)

- Paper: EUR 360
 PDF: EUR 264
 Paper + PDF: EUR 432

Language required: DE EN FR

Formula 2: One or more of the following seven themes:

- Theme 1 'General statistics'
 Paper: EUR 42 PDF: EUR 30 Combined: EUR 54
- Theme 2 'Economy and finance'
 Theme 3 'Population and social conditions'
 Theme 4 'Industry, trade and services'
 Theme 5 'Agriculture and fisheries'
 Theme 6 'External trade'
 Theme 8 'Environment and energy'
 Paper: EUR 84 PDF: EUR 60 Combined: EUR 114

Language required: DE EN FR

Please send me a free copy of 'Eurostat Mini-Guide' (catalogue containing a selection of Eurostat products and services)

Language required: DE EN FR

I would like a free subscription to 'Statistical References', the information letter on Eurostat products and services

Language required: DE EN FR

Mr Mrs Ms

(Please use block capitals)

Surname: _____ Forename: _____

Company: _____ Department: _____

Function: _____

Address: _____

Post code: _____ Town: _____

Country: _____

Tel.: _____ Fax: _____

E-mail: _____

Payment on receipt of invoice, preferably by:

- Bank transfer
 Visa Eurocard

Card No: _____ Expires on: ____/____/____

Please confirm your intra-Community VAT number:

If no number is entered, VAT will be automatically applied. Subsequent reimbursement will not be possible.