

ENLARGING THE EU STATISTICAL NETWORK (PHARE CANDIDATE COUNTRIES)

Multi-beneficiary programme
on Statistical Co-operation
Programme Secretariat Services

Bulgaria

Czech Republic

Estonia

Hungary

Latvia

Lithuania

Poland

Romania

Slovak Republic

Slovenia



EUROPEAN
COMMISSION



THEME 1
General
statistics

Europe Direct is a service to help you find answers to your questions about the European Union

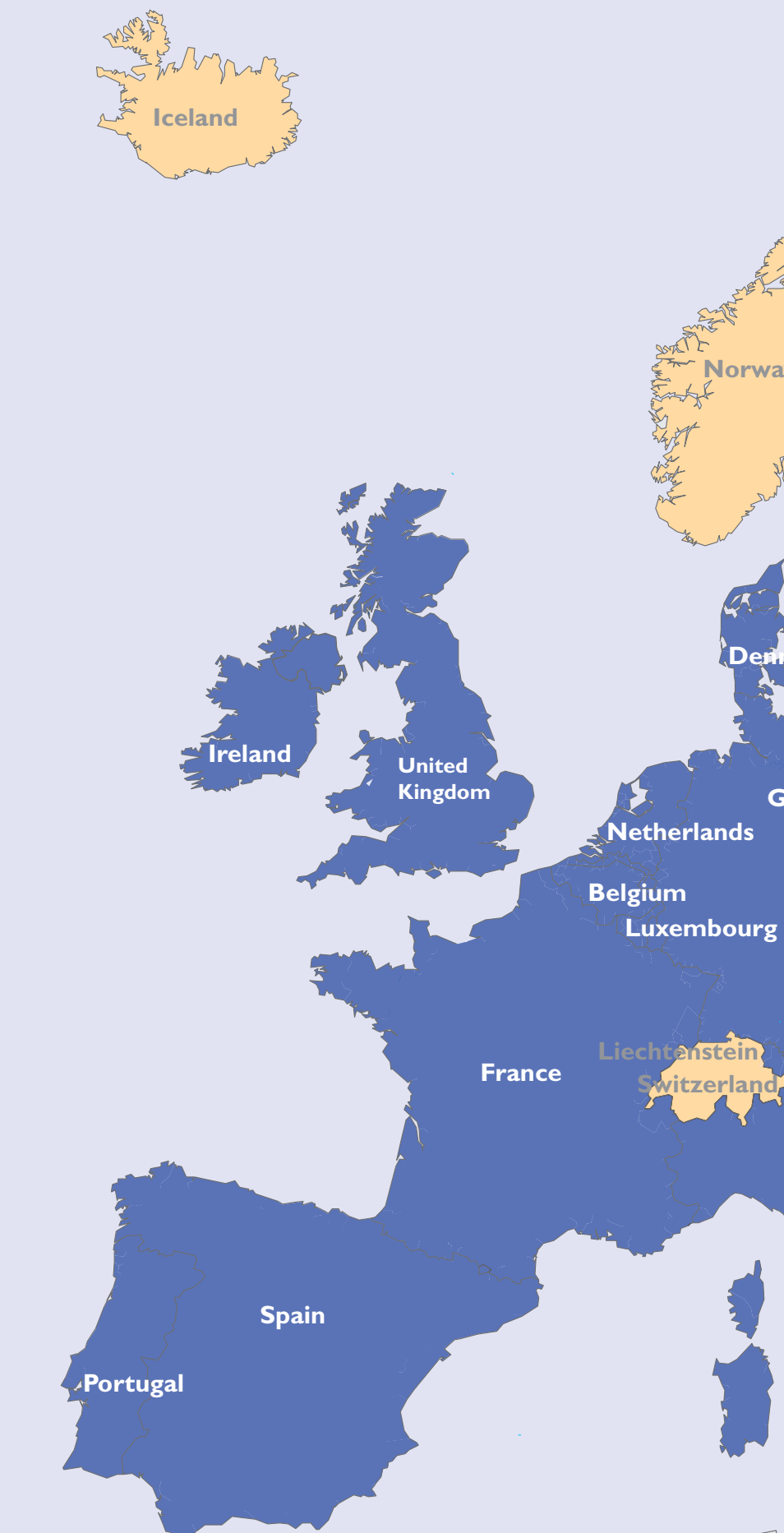
**New freephone number:
00 800 6 7 8 9 10 11**

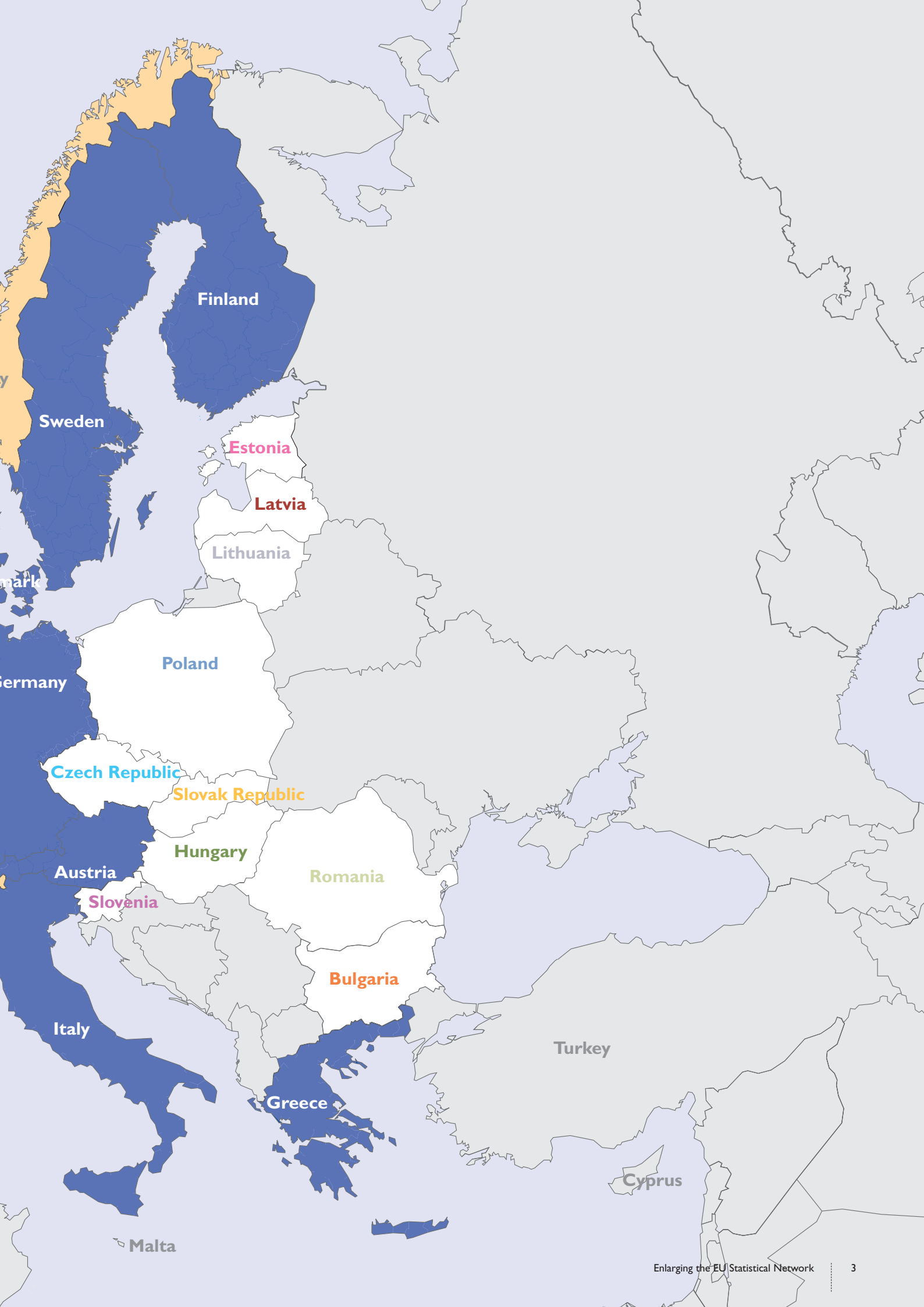
A great deal of additional information on the European Union is available on the Internet.
It can be accessed through the Europa server (<http://europa.eu.int>).

Luxembourg: Office for Official Publications of the European Communities, 2003

ISBN 92-894-6948-X

© European Communities, 2003





Finland

Sweden

Estonia

Latvia

Lithuania

Poland

Czech Republic

Slovak Republic

Hungary

Romania

Austria

Slovenia

Bulgaria

Italy

Greece

Turkey

Cyprus

Malta

In a matter of months, the most extensive enlargement in the history of the European Union will be a fact of life. In recent years, the Candidate Countries have made particular efforts in adopting the *acquis* so as to be well prepared for EU membership. These efforts also concern the national statistical systems of the Candidate Countries. The countries are very much aware that high quality statistics are crucial for each EU policy.

This publication is a source of reference on the organisation and capacity of the national statistical systems and on the methods applied to produce their statistics. The level of harmonisation of the statistical systems with EU requirements is given special emphasis. The first edition of the publication met with interest from a wide circle of users in the Member States, Candidate Countries and the Commission services.

This edition contains updated information to present the current situation in the ten Phare Candidate Countries. The corresponding information for the remaining three Candidate Countries - Cyprus, Malta and Turkey - is available in electronic format on the Eurostat website.

The concept of this publication originates from a joint effort of the Member States' statisticians who contributed with their expertise in assessing the systems, the Candidate Countries who were willing to share the information on their daily work and Eurostat staff who monitored the process. It documents the progress made by the Candidate Countries over the years of intensive co-operation with Eurostat. Good use of the assistance provided was made and today good quality and comparable statistics are available.

The facts presented in the present publication prove that, at the threshold of accession, the Candidate Countries are ready to take up the challenge of being active participants in the European Statistical System and are able to contribute to its further development.

Michel Vanden Abeele
Director General
Eurostat

Acknowledgements

The Programme Secretariat would like to express their sincere thanks to all those who have made this publication possible. It was prepared within the framework of the 2001 multi-beneficiary Phare Programme in Statistical Co-operation under the supervision of Nikolaus Wurm of Eurostat Unit F3 with the contribution of respective country desk-officers in the unit. Project management was ensured by Elisabeth Lamp, Director of Camire S.L. The chapters were written by Kenneth Smith of People Knowledge Limited and the desktop publishing and layout were carried out by Imprimerie Fr. Faber S.A. The map was provided by the GISCO team of Eurostat.

The original content of the publication was drafted on the basis of reports provided by teams of experts from the national statistical systems of the majority of Member States and Norway and updated for the purpose of this issue by the national statistical offices of the Phare Candidate Countries. Efficient and friendly co-operation with international units of the offices was the basis of the final content of this issue.

Jolanta Szczerbinska
François Bigot
The Programme Secretariat

Table of contents

Foreword	5
Acknowledgements	7
The Evolving Process	10
Country chapters:	
Bulgaria	13
Czech Republic	25
Estonia	35
Hungary	43
Latvia	55
Lithuania	65
Poland	77
Romania	87
Slovak Republic	99
Slovenia	109
Annex Tables	119
Contact Addresses	130
Glossary	131

The Evolving Process

The European Union will soon arrive at another dramatic achievement in its relatively short history. On 1 May 2004, ten more countries will become Member States. Cyprus, the Czech Republic, Estonia, Hungary, Latvia, Lithuania, Malta, Poland, the Slovak Republic and Slovenia will add even more scope and diversity. By 2007, it is envisaged that Bulgaria and Romania will be included, too.

These countries will share the fundamental principles of democracy, human rights, the rule of law and the protection of minorities. Functioning in a market economy, they will adopt the common rules, standards and policies that make up the body of the EU law.

As the date for accession approaches, great strides have been made in the capabilities of the future Member States to contribute to the essential body of European statistics, which create a picture of the Union as a whole and enable comparisons to be made.

This publication brings up to date much of the work found in an earlier publication, *Enlarging the EU Statistical Network*, which reviewed the readiness of the then Candidate Countries to meet the requirements of the statistical *acquis communautaire*. However, the coverage here is limited to the ten countries that are beneficiaries of the Phare programme.

Development of statistical systems

The progress made across all the countries reviewed is very impressive. It has been clear that there is a profound determination not just to meet the basic requirements, but also to play a significant role in the future of the European Statistical System. Some countries have radically restructured the very organisation of their statistical services. Others have revised elements in the legal basis to facilitate compliance. For some countries, fine tuning of existing methodologies was adequate, while others needed to introduce completely new systems. Data confidentiality was an issue that in all countries had to receive new legal assurance.

Compliance monitoring has continued, of course, but all the Candidate Countries provide regular information and evidence of the progress being made, sometimes with some pride in their own achievements!

Co-operation

It is interesting to note how the countries have chosen different ways of working to achieve the same ends. They have adapted previous strengths in their national statistical systems to meet the new requirements from the EU. It is also encouraging to see how co-operation with existing Member States has been so fruitful.

Perhaps one of the most striking examples of help that was really needed occurred after the disastrous flooding in the Czech Republic in 2002. This deprived the Czech Statistical Office of its headquarters and a vast part of its technical infrastructure at an important moment in its development. Fortunately, help was rapidly provided not only by Eurostat and the statistical offices of Member States, but also from those of other Candidate Countries.

The value of censuses

For most countries, the single greatest effort that had to be made was in conducting Population and Agricultural Censuses, which would be essential in supplying key data input to the majority of EU policies. Being able to bring together all the resources, human, financial and technical, that were needed was not always obvious. On the other hand, it is clear that the experience of conducting the censuses brought significant benefits to many statistical offices, notably in the areas of organisational structure and technology development.

The focus of the statistical offices of Candidate Countries, and of the country chapters in this book, has been on the material side of compliance. The aim has been to supply the data to Eurostat required within the terms of the *acquis communautaire*, particularly in the areas of regional and macro-economic statistics. Within

the countries covered by the Phare programme, and included here, a study regularly reported on advances in making data available and in its transmission to Eurostat.

But in the end, that is what the European spirit is all about: people working together for the common benefit of all.

Nearly there

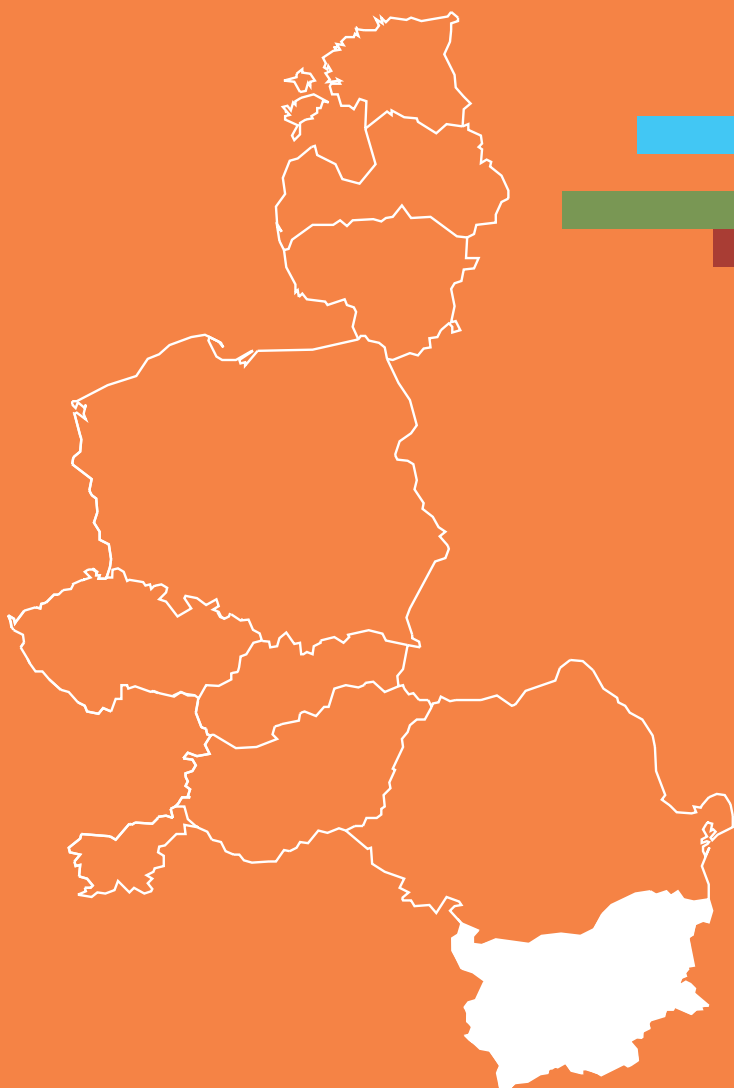
The general picture is mainly positive and the national statistical offices are well prepared for their future role within the EU system. Naturally, there are still some efforts that need to be made and some areas where statistics have not yet reached required levels. More work is required particularly in Romania and Bulgaria, whose anticipated date for accession is not, however, until 2007.

Beyond the area of simply supplying data has been the growing involvement of the Candidate Countries in the European Statistical System itself. There is participation in the majority of the regular meetings. Obviously, training has a very important role and more and more staff of statistical offices have been able to benefit from first hand experience working within the European Statistical System.

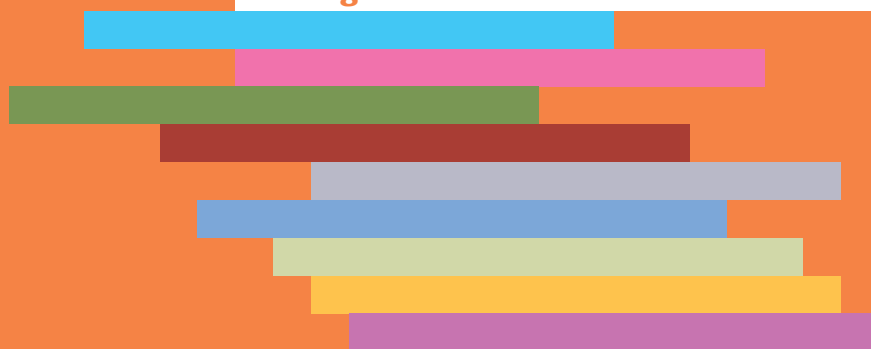
One big challenge that still needs to be overcome in some countries is the introduction of the INTRASTAT system. In some respects, this is as fundamental as the conduct of the censuses. From the moment of accession, all countries will be required to produce trade data and input them into the system for intra-community trade statistics.

The human effort

Perhaps it is appropriate to finish this introduction by signalling the enormous human effort that has been made. In the Candidate Countries, new organisational structures, new methodologies and new exigencies have placed great demands on the individuals working in the statistical offices. Similarly in Eurostat and the Member States, people at all levels have had to provide help, understanding and guidance. This has been an outstanding example of cross-cultural discovery and co-operation.



Bulgaria



National Statistical Institute

2, Panayot Volov Str.
BG-1038 Sofia

Tel: +359 2 9857 771

Fax: +359 2 9857 640

E-mail: info@nsi.bg

Web site: <http://www.nsi.bg>



Bulgaria Bălgarija

Country Profile

Geographic co-ordinates	43 00 N, 25 00 E
Area	110 994 km ²
Climate	Temperate with cold, snowy winters and warm summers
Administrative Divisions	28 districts (<i>oblasti</i>)
Capital City	Sofia (1.1 million inhabitants December 2002)
Population and Growth Rate	7.8 million, - 0.6 % (December 2002)
Nationality	Bulgarian
Ethnic Profile	Bulgarian 84 %, Turk 9 %, Roma 5 %, others 1 %
Religion	Bulgarian Orthodox 83 %, Muslim 12 %, Roman Catholic and others 1 %
Official language	Bulgarian
National Currency	1 lev = 100 stotinky
Exchange Rate against Euro	1€ = 1.9 lev (Quarter III, 2003, New Cronos)
System of Government	Parliamentary Democracy
Executive Power	President & Council of Ministers (elected by National Assembly)
Head of State	President elected for five-year term by popular vote
Head of Government	Prime Minister, elected by the National Assembly
Legislative Power	Unicameral National Assembly (<i>Narodno Sobranie</i>); 240 seats and members are elected by popular vote to serve four-year term
Judicial Power	Supreme Courts & Constitutional Court
National Holiday	Independence Day: 3 March (1878)

Pre-Accession Milestones

1988

Establishment of diplomatic relations between Bulgaria and EU

1990

Bulgaria joins Phare Programme

1993

Bulgaria signs Europe Agreement

1995

Bulgaria's Europe Agreement of Association enters into effect in February

1995

Bulgaria submits an official membership application for EU membership on 14 December

1998

Official negotiations for EU membership were launched in March

1998

Bulgaria starts general multilateral screening process in April

1999

Bulgaria submits a revised version of the National Program for Adoption of the *Acquis* in May

2000

Official opening of accession negotiations in February

2003

26 out of 31 chapters of the *acquis* provisionally closed by October

2007

Target year for EU accession

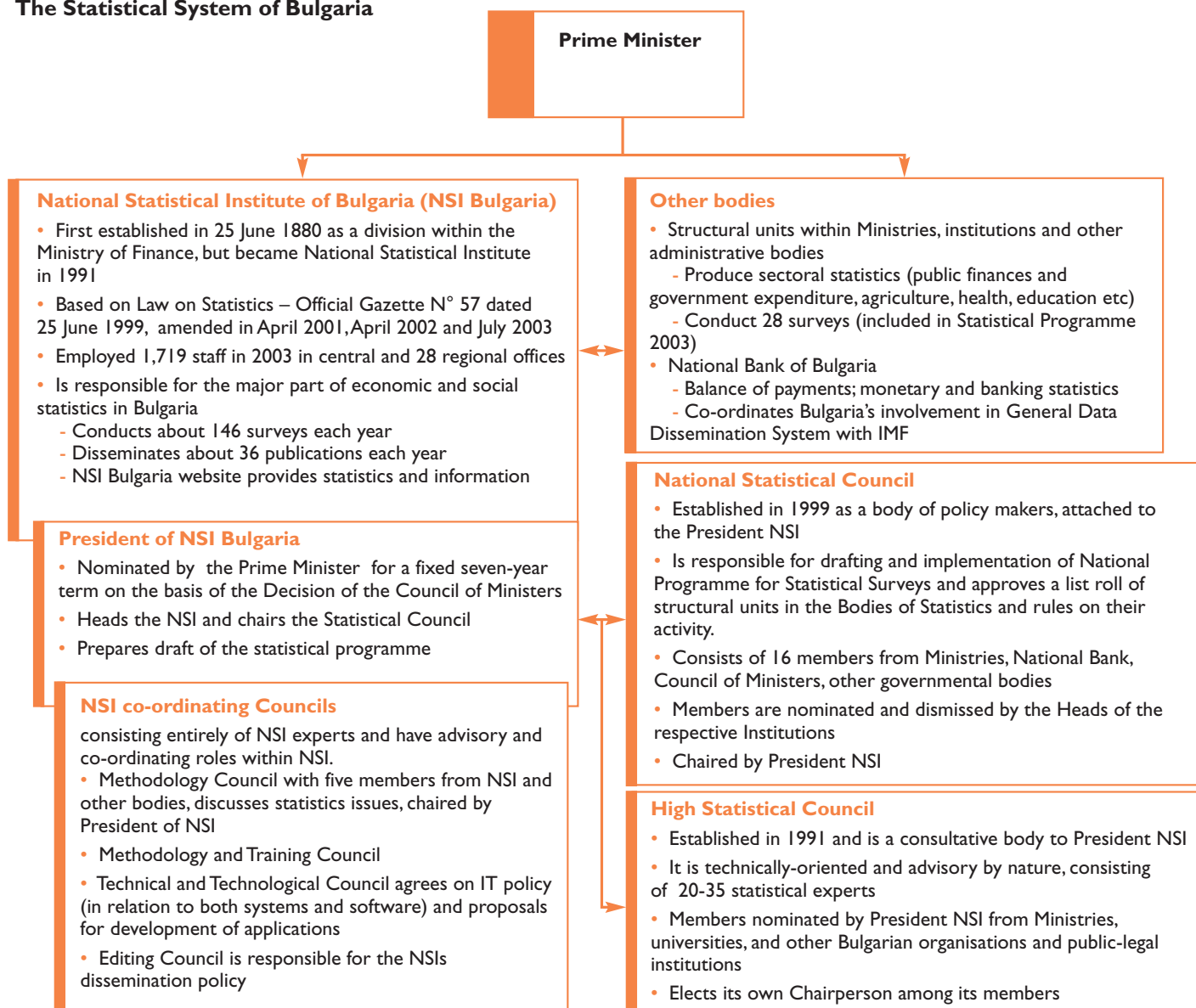
Official Statistics in Bulgaria

Bulgaria has an extensive system of statistics and progress has been achieved in key areas to meet EU recommendations

Overview

- Bulgarian National Statistical Institute (NSI)
- Legal framework harmonised with EU requirements in 2001
- High Statistical Council and National Statistical Council
- President of NSI appointed by Prime Minister
- Over 1,700 staff in central and 28 regional offices
- 146 surveys and 36 publications each year
- Population and Housing Census in 2001, Agricultural Census in 2003

The Statistical System of Bulgaria



The organisation

The National Statistical Institute (NSI) is the principal organisation in the Bulgarian statistical system. It functions under the Law on Statistics 1999, amended 2001, 2002 and 2003 as a state agency, within the public administration. Other main sources of data are the Bulgarian National Bank, Customs, the Ministry of Finance and various other ministries.

The legal basis

The 1999 Law on Statistics was amended in 2001, 2002 and 2003 to bring its provisions in line with EU standards. The law provides a general framework for the duties of the NSI and other "Bodies of Statistics" in Bulgaria, with recent changes specifying who the other bodies are. The identity of the "Bodies" and the rules of their activity are to be determined by the National Statistical Council.

The Law on Statistics includes:

- Duties of the NSI
- National Statistical Council and the national programme of surveys
- Provision of data for surveys and the provision of statistical information
- Data confidentiality
- Maintenance of the unified register for identification of economic and other subjects in Bulgaria, known as the Bulstat register
- Relations between the Bulstat register and other registers and systems
- Administrative and general provisions

With the amendments of the Judiciary Law of 30 July 2002, the activities of the UISAC (Unified Information System for Reaction Against Crime) have been transferred to the Ministry of Justice. The final moving of the UISAC from the NSI to the Ministry of Justice was settled by the Council of Ministers' Decree No 311 of 20 December 2002.

The management of the National Statistical Institute

The President and two Deputy Presidents of the NSI are appointed for a period of seven years by the Prime Minister upon nomination by the Council of Ministers, who also approves the organisational rules of the NSI and the duties of the principal officers.

Under the Law on Statistics, there is a High Statistical Council and a National Statistical Council. The former is technically oriented and advisory by nature. It consists of 35 recognised statistical experts or main users of information, who are nominated by the President of the NSI.

The Law on Statistics states that the National Statistical Council consists of sixteen members. Ten of them are nominated by various ministries, one by the Bulgarian National Bank, one by the Council of Ministers and two by other governmental bodies. The President of the NSI takes the chair.

The roles of the National Statistical Council include:

- Adoption of a long-term strategy for the development of statistical activity
- Discussion and decisions on proposals from the Bodies of Statistics for including surveys of inter-institutional significance in the draft of the national programme
- Drafting the national programme for statistical surveys and presenting its financial provisions to the Minister of Finance
- Eventual approval of a list of units in the government administration to be considered as "Bodies of Statistics"

The President of the NSI has set up a Methodology Council, consisting of five members from the NSI and ten representatives from various universities, government and business institutions. In addition, the NSI has a Methodology and Training Council, a Technical and Technological Council and an Editing Council. These are internal groups of staff of the NSI.

Each year the NSI must prepare a programme of surveys and other activities. The NSI's own plans must first be put to the High Statistical Council. The wider plan, including also work of other Bodies of Statistics, is put to the National Statistical Council. Once approved, it is presented to the Ministry of Finance, together with the budget for each survey. Once budget allocations have been agreed, any adjustments necessary are made and the final programme goes to the Council of Ministers for approval.

Unless a survey is included in the approved programme the "Bodies of Statistics" cannot make use of the powers of mandatory participation provided by the Law on Statistics.

In addition to its other activities, the NSI has the administrative responsibility for maintaining the Bulstat register. The NSI may also carry out surveys, or provide other services for payment, for private customers.

Structure and staffing of the NSI

With its head office in Sofia, the NSI has regional offices in each of the 28 oblasti or administrative divisions. These offices are responsible for data collection and initial processing in the oblasti except for data from central government bodies. They also help in the dissemination of results. The NSI has a training centre near the town of Lovetch.

The directors of the regional offices are appointed by the NSI President. They manage their own staff and budgets allocated to their office from the total NSI budget. Recent cuts in funding have created problems for these offices.

The 1,719 staff of the NSI are 14 % male and 86% female, of whom over two-thirds work in the regional offices. About 60% have higher educational qualifications. In recent years, however, the NSI lost many well-qualified staff, particularly statisticians and IT specialists, to other employers, both in the public and private sectors where remuneration is relatively higher.

The NSI training strategy 2001 to 2006 has the objective of "providing high-qualified, motivated and stable personnel able to conduct statistical activity effectively in compliance with the European Statistical System requirements". The training, internal and external, covers statistics, IT, marketing and information dissemination, the organisation and management of statistical projects and European integration.

Funding

When the programme of surveys is presented to the Ministry of Finance, it is used to bid for funds for the NSI and the other "Bodies of Statistics". This means that funds for other activities (e.g. compilation of national accounts) have to be covered, as well as the overheads related to each project. Consequently, the costs allocated to surveys include substantial amounts for overheads. A budget for the year is allocated accompanied by an upper limit on the average salary for the year. It also indicates how much of the budgeted expenditure is to be financed by incomes to the NSI. This budget is then allocated within the NSI to the central and regional offices. In 2003, the basic budget was around €6.9 million. The NSI President is obliged to submit to the Council of Ministers an annual report on the activities of the NSI and on the implementation of the national programme of statistical surveys.

Co-operation

There are strong links between the NSI and universities and research institutes in Bulgaria. They are represented on the High Statistical Council, the Methodological Council and within other groups. At present, the Law on Statistics does not cover access to individual data purely for the purposes of research, thus the full benefits of data collection cannot be realised. However, it is legally possible as it is provided for under the rules on dissemination of statistical products and services.

It is clear that the NSI has good relations with users in the government sector. However, private sector bodies are not directly represented in the councils responsible for approving the national programme. Improvements suggested by users

from the private sector include faster publication of economic statistics, more regional data (e.g. on business climate), and better access to unpublished results available in the NSI.

Regarding data suppliers, a start has been made on finding out more about the burden involved in completing NSI questionnaires. A survey in 2000 sought the opinions of directors of regional offices on the problem and their suggestions for reducing respondents' burden. A similar survey to respondents (enterprises) is to be conducted in 2003. More information will be sought in the framework of the National Phare Programme 2002 within the data quality project.

Bulgaria has participated in the many multi-national pilot projects in statistics that have been conducted under the Phare Programme. The NSI is also receiving support under the national Phare Programmes.

Information technology and methodology

The NSI has a fixed network linking the regional offices with servers and local area networks in the central office. Data are processed in regional offices before being transferred to central databases. Internal technical divisions are responsible for hardware, networks and communications, however there is a serious shortage of PCs. Links between the offices will improve as the national telephone system is enhanced during the next two or three years.

In 2000, Eurostat's basic methodological documents on quality in statistics were studied as part of a review of quality problems in statistical data collection and processing. The improvements planned to the quality of the register of businesses used for statistical purposes are particularly necessary and important. In contrast with many other such institutes, the NSI in Bulgaria does not have a central unit providing methodological assistance to those conducting sample surveys. To this effect, a new section will be established to provide at least guidance on sample design, selection and on estimation.

The output

Classifications

For some time, NSI policy has been to adopt European classifications and nomenclatures whenever possible. Many conform or are close to conforming already, including NACE Rev.1.1, CPA 2002, PRODCOM, CN, COICOP, COFOG, ISCED 97 and ISCO 88.

Registers

The NSI is required to maintain a unified register for identification of economic and other subjects, called the Bulstat register, with a unique identification known as the Bulstat code. The Bulstat register is purely administrative. All the information is accessible to the public and it is available on the Internet.

The Statistical Business Register (SBR) is based primarily on the Bulstat register. It is updated only once a year. The quality of the Bulstat register is not sufficient as a framework for business surveys. The updating process is too slow and the information on kind of activity units is missing. Hence, the SBR has major weaknesses in the implementation of the requirements relating to the coverage and types of statistical units and lacks some variables such as secondary activities that are required in EU Member States. The improvement of the quality of the SBR is part of the Phare National Programme. Better co-operation between business statisticians and those responsible for the business register is needed. Such co-operation is also important with the tax administration in order to guarantee access to the VAT files. This information can improve the quality of the business register and of business statistics.

The NSI has started development on a unified register for identification of farmers, self-employed individuals and the other natural persons.

The National Population Register is the responsibility of the Ministry of Regional Development and Public Works. Each

individual has a unique personal identification number. The NSI receives information from the population register to prepare demographic statistics. The methodology complies with European requirements.

Demographic and social statistics

A population and housing census, in compliance with the UN, Eurostat and ILO recommendations, was carried out in 2001 and results are being published. A list of the agricultural household plots was established for use in the sample surveys in agriculture, carried out by the NSI and in the agricultural census in 2003.

The NSI is working with ministries to create an information system on international migration.

Education statistics follow the ISCED 97 classification. The NSI is able to provide most of the required data of the joint UNESCO/OECD/Eurostat questionnaire, except for the registers for students and teachers in higher education. The NSI will be participating in the Eurostat Continuing Vocational Training Survey. The National Continuing Vocational Training Survey (CVTS) was carried out in October - November 2003. The survey will be used to test some changes in the Eurostat methodology, described in the draft regulation of the European Parliament and of the Council on the development and production of Community statistics on initial and continuing vocational training in enterprises.

The NSI meets UNESCO requirements for culture statistics and conducts annual surveys on theatres, cinemas, museums, libraries, TV and radio, film production and publishing houses.

The health interview survey of March 2001 was linked to the population census. The sample size was 10,122 inhabitants and response rate 92.8%. The NSI plans to improve and systemise health statistics following changes as a result of the introduction of health insurance for hospital services. Declaration of work injuries is mandatory, development of data

collection on occupational diseases is in progress and there are plans for statistics on home and leisure accidents according to international recommendations. The NSI participates in the Eurostat project on public health statistics, which started in May 2003, with the general aim of supporting ACC/CC with the reorganisation and adaptation of public health statistics in accordance to the specification in force for the Member States.

There is an annual household budget survey of 3,000 households, observed monthly. For different reasons around 40% of the previously selected households are substituted with others which have the same number of members. The share of substitutions is the largest after the first visit to the household, before the start of the survey, at around 35%. The households which are substituted during the survey are around 5%. The expenditures are classified according to the COICOP. A whole year time use survey was conducted within the period October 2001 - October 2002 in full compliance with Eurostat recommendations. In the absence of an official poverty line, household budget survey data are used as a basis for studies on poverty.

At present there is no national database with information on the unemployed or on beneficiaries of social support.

A multi-topic household survey of 3,700 households was conducted in October 2003. The survey covers all monetary (based on income and consumption expenditures), non-monetary (living conditions, employment and unemployment, health and education) and subjective aspects of poverty at household and individual level. The pilot test was carried out in April 2003.

The activities on EU-SILC (Community Statistics on Income and Living Conditions) pilot test continue and the pilot survey of 400 households will be conducted in April 2004.

Housing statistics are based mainly on census data. The work on building up a register of buildings and dwellings on the

basis of data from the 2001 Census has started. A publication "Social Trends" has been prepared containing main social indicators. Further development of Bulgaria's system of social indicators is in progress. It is planned to resolve discrepancies between demographic statistics and the national register of population by using the 2001 population census for selecting samples for household surveys.

A quarterly continuous labour force survey, covering 18,000 households, has been implemented since the beginning of 2003, according to the requirements of Council Regulation 577/1998. Some changes in the survey methodology and questionnaire have been made for achieving full compliance with the EU definition of unemployment. New core education variables, according to Commission Regulation 2104/2002 were included. An ad-hoc module on lifelong learning was carried out in the second quarter of 2003.

The earnings and labour costs statistics are produced mainly with two four-yearly European surveys: structure of earnings survey (SES) and labour costs survey (LCS). The SES for 2002 was undertaken by the NSI in 2003 to provide comparable information, on relationships between the level of earnings, individual characteristics of employees (sex, age, occupation, length of service, highest educational level attained, etc.) and their employer (economic activity and size of the enterprise). Data on labour costs for the year 2000 were produced, partially harmonised with Eurostat's requirements. To obtain comparable labour costs data it is planned to undertake a special Labour Cost Survey in 2005. Quarterly Labour Cost Indices have been calculated regularly since 2001. The implementation of the new LCI regulation (EC) No 450/2003 has been started.

Macro-economic statistics

The NSI is responsible for the full range of national accounts, including financial transactions accounts and balance sheets. Priority has been given to non-financial accounts, but work has

now started on detailing proposals for the development of financial accounts, with the help of the Ministry of Finance and the Bulgarian National Bank.

The introduction of a financial accounts system is imminent, as the administrative capacity has been improved and the analytical tables and experimental accounts for opening and closing balance sheets and changes in the balance sheet of financial assets and liabilities for certain institutional sectors have been prepared. Their production will continue within the framework of national Phare Programme 2000.

Annual accounts are compiled on the basis of ESA 95. Sources include NSI surveys, external trade statistics, data from the Ministry of Finance, tax revenues and data from the Bulgarian National Bank. Independent estimates of GDP are prepared based on expenditure and production approaches, at both current and the previous year's prices. The first annual estimates become available four months after year-end. First final estimates are released a year later and actual final estimates after three years. Various improvements to the accounts have been introduced in the past few years. The NSI designed new questionnaires in order to obtain detailed data from economic units about their transactions with financial and non-financial assets according to the ESA 95 requirements and European classifications of assets. The delimitation of institutional sectors coverage, adopted in the national accounts, government finance and monetary statistics has been harmonised.

Non-financial national accounts are compiled for all institutional sectors, providing information about the complete range of aggregates in the system. The time series are available from 1991. The general government sector is differentiated with the sub-sectors defined in ESA 95: central government, local government and social security funds from 1998.

Quarterly accounts follow the same structure as the annual ones and are only released 80 days (instead of the

recommended 70 days) after the end of the quarter. A new software system has been prepared for compiling the quarterly accounts. The NSI efforts continue towards improvement of the quarterly national accounts timeliness. Estimation at constant prices follows the requirements of the Eurostat Manual. GDP components by production approach and income approach are estimated at the two-digit level of NACE, Rev. I.

The NSI is working continuously on the improvement of the comprehensiveness of annual and quarterly economic accounts by incorporating the results from NSI participation in the Eurostat pilot projects.

Supply and use tables for Bulgaria, developed as an integrated part of the annual national accounts for a country, represent an important quality check on the national accounts figures. Supply and use tables are compiled annually at current prices in accordance with the basic concepts of ESA 95.

The Harmonised Index of Consumer Prices (HICP) has seen several improvements in recent years. A consistent monthly series for the years 1995-2000 is now available. COICOP was introduced in 1999, and with respect to problem areas, there are improved procedures for dealing with missing prices, for introducing adjustments for quality changes and on how to obtain a suitable detailed breakdown of tourism expenditure. The CPI is released around the tenth day of the month.

Business statistics

In the area of business statistics, systematic work is carried out to increase the level of compliance. Efforts are concentrated on: improvement of statistical inquiries and methodology of the indicators, as well as ensuring the missing variables and level of breakdowns of structural business statistics and short-term statistics; expansion of coverage of the indicators on information society, audiovisual services and tourism statistics; improvement of data quality and increasing the level of harmonisation of air and sea transport and energy prices.

Indicators from the Common Module of Regulation 58/97 on structural business statistics (SBS) are fully compliant in respect of units of observation, coverage and definitions of observed variables, level of activity breakdown, as well as deadlines and technical format for data transmission. The major part of definitions of the indicators from the specific annexes of SBSR is in compliance, but there are still some missing variables and levels of breakdowns. The annual statistical questionnaire on SBS for reference year 2002 was entirely changed on the basis of implementation of the new accountancy law. A new statistical questionnaire was designed for data collection in distributive trade on turnover by product. For reference year 2002, the NSI will obtain the missing level of breakdowns on SBS variables by size classes in a pilot project.

In the field of short-term business statistics, there are some missing indicators concerning industry and construction. Special attention is devoted to improving the quality of the short-term indicators by improving the methodology and calculation procedures, by observing other Eurostat requirements and recommendations and by providing some of the missing indicators. Methodology for compilation of the industrial production index was improved to be in line with international standards and with the Eurostat methodological manual. At the end of 2002, the NSI started transmission to Eurostat of historical data as well as all available short-term indicators and short-term business statistics in GESMES/CB format.

A survey in full compliance with the PRODCOM regulation is under development. The harmonisation of iron and steel statistics has not yet started.

An aggregated energy balance has been developed in full compliance with Eurostat's energy statistics methodology. Prices of electricity and natural gas in Bulgaria are state regulated. Compilation of energy price statistics will be started after deregulation.

Structural data of transport enterprises are produced annually. Statistical surveys on road freight, inland waterways and maritime transport are carried out according to the existing EU regulation. Statistics on road accidents also comply with the EU requirements. A statistical survey on rail transport is under preparation to be carried out according to the new regulation. Taking into account the harmonisation of the air transport survey with the new requirements, amendments to the existing ordinance on collection of statistical information about civil aviation in Bulgaria have been prepared and their implementation is planned. The national goods nomenclature for transport is compatible with NST/R.

Statistics on the information society (IS) is under development. A survey on the use of information and communication technology in households was carried out in July 2003. The NSI takes into account the high priority of this statistical area.

The NSI conducts a quarterly survey on tourist accommodation and structural data on hotels, restaurants and travel agencies is produced annually. Coverage of accommodation statistics for small enterprises is not complete and the survey does not include all the variables required by the EU. A monthly border survey for Bulgarian residents and non-residents is being considered.

Monetary, financial, external trade and balance of payments statistics

The Bulgarian National Bank (BNB) is responsible for monetary statistics. Monetary and banking data are collected weekly and monthly. The monetary statistics required by the IMF and the ECB are compiled from the banks' monthly returns. The BNB expects to be able to comply fully with EU requirements by 2006.

Bulgaria regularly prepares and provides data on government deficit and debt in accordance with the requirements of ESA 95 and Commission Regulation 3605/93. The new chart of

accounts for budgetary enterprises, prepared by the Ministry of Finance, takes account of the principles and definitions in ESA 95 and the new IMF manual. The main shortcoming is that data are available only on cash basis, but measures have been taken for collecting data on an accrual basis. At present, all government finance statistics are based on reports by the spending bodies and a financial management information system is being established covering all operations. Following the detailed schedule produced by the Ministry of Finance in 2002 for achieving compliance of government finance statistics with ESA 95 requirements, data on accrual basis will be provided from the beginning of 2005. For trade in goods, data on each transaction is sent by Customs to the Ministry of Finance. An electronic version of the records for each month is then passed to the NSI. Tables with foreign trade data are posted on the NSI Internet site about seven to eight weeks after the end of the month. The NSI is studying the INTRASTAT system. It is important that Customs and the VAT office are also involved.

Balance of payments (BOP) accounts are compiled monthly by the Bulgaria National Bank eight weeks after the end of the month, following the IMF manual. Information on foreign direct investment is available from the foreign investment agency and a survey conducted by the NSI. Outward investment is covered by a BNB survey. The present arrangements do not provide adequately the detailed information on trade in services necessary to comply with EU requirements. This could be improved if the BNB receives details of each bank transaction and a highly developed processing system for the BOP accounts.

Agriculture, forestry and fisheries statistics

The main problems for agriculture statistics are the postponement of the Agricultural Census until 2003 and the lack of a farm register, due to the process of land reform only lately completed.

The Agricultural Census organised by the Ministry of Agriculture and Forestry (MAF) has now been carried out in 2003. In preparation, all sources of information were investigated and processed in detail between June and November 2002 and a preliminary list of agricultural holdings was compiled.

Tests among local committees on the preparation of the census were successfully carried out in 55 zemlishte (settlements), bringing up to date each one's list of agricultural holdings. From March to May 2003, a feasibility test on the census was carried out in 28 of the administrative oblasti. In each area, all agricultural holdings were covered: individuals, sole traders, leaseholders, agricultural co-operatives and other legal entities. Finally, the lists of the agricultural holdings by zemlishte (settlement) were prepared. According to the Law on Agricultural Census the period for data collection from the agricultural units is July-November 2003. By September 2003 about 90% of the farms in the list were surveyed under strict quality control. The data capture process started in August 2003.

The Ministry of Agriculture and Forestry (MAF) conducts annual land use surveys based on area frame sampling and conforming to LUCAS nomenclature. There is data available on farm structure (sample survey 2001), but the requirements for the EUROFARM database cannot be met. The data from the Agricultural Census 2003 will be transferred in EUROFARM format and sent to Eurostat by the end of 2004.

The development of data on viticulture is underway, covering the main topics in the EU vineyard survey. There is also work on annual wine, grape and fruit production statistics. Full compliance is expected after 2003.

MAF calculates crop production by interviewing farmers. Development of harvest forecasts for the most important crops for Bulgaria started in 2002.

A number of surveys on livestock and animal production have been carried out. Full compliance with the EU requirements is expected after the Agricultural Census in 2003.

Economic accounts for agriculture, prepared by the NSI comply as closely as possible with the main principles of the target methodology of Eurostat EAA, Rev. 1.1. At the beginning of 2002, the NSI started a monthly survey on the producer prices in agriculture for a small number of agricultural products according to EU requirements. The list of products will be extended in the next years. In the first half of 2003, the NSI launched pilot surveys on input prices in agriculture (feeding stuffs and fertilizers) and on the income of agricultural household plots for 2002.

A forestry information system, with a large amount of information, has been functioning since 1992. Forestry statistics systems in line with EU requirements are being developed by the National Forestry Department and the NSI.

A new unit dealing with fisheries statistics, created in the Agency on Fisheries and Aquaculture, will study EU legislation.

Other statistics

The Ministry of Environment monitors environmental quality and provides information on hazardous waste. The NSI has responsibility for statistics on emissions, waste, water and expenditure on environmental protection.

Bulgaria has agreed a framework of regional geography with the EU Commission for use in NUTS. The 28 NUTS 3 regions are the existing 'oblasti'. The NSI has hardware and software for the analysis of geographically referenced data and for the production of maps. A regional database still needs to be developed.

Research and Development Statistics are fully compliant with requirements of the Frascati manual. Internationally comparable

data on R&D indicators are compiled and provided to Eurostat annually at national and regional (NUTS 2) level for the four sectors of performance: business, government, higher education and PNP. There is a plan for launching an innovation survey in 2004 in accordance with Eurostat recommendations for CIS 3. The NSI participates in the second exercise on benchmarking of research and technological development.

The information

- NSI publishing policy is developed, discussed and updated for approval of top management by the Editing Council
- 36 publications both in Bulgarian and English in 2003 including Statistical Yearbook
- Dissemination through reports, diskettes, CD-ROM and website www.nsi.bg
- Press releases on a regular basis
- Calendar of press releases published by week with day announced later
- Release of information to all users at the same time
- Data protection and confidentiality rules still need to be clarified
- Improvements planned include further study of user needs, marketing strategy and continued development of website

Conclusion

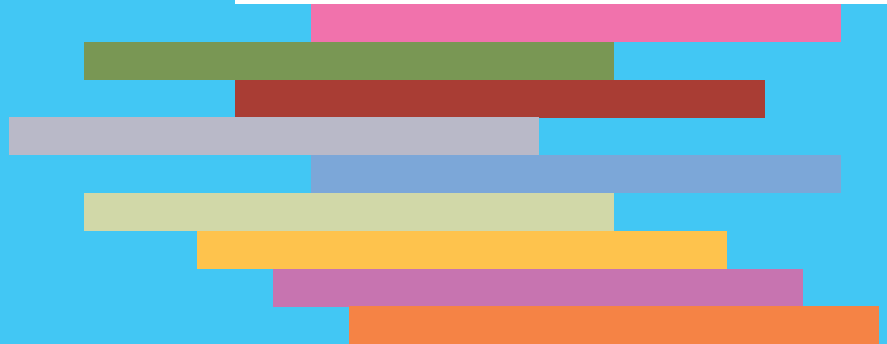
As a result of considerable progress in the harmonisation of statistics with EU standards, Bulgaria is now able to supply many of the statistics required of Member States. This has been achieved partly as result of substantial programmes of assistance, whose continuation remains important. However, much remains to be done.

The NSI has prepared a long-term strategy for the development of Bulgarian official statistics to meet national needs and to ensure full compliance with EU requirements by 2006. There are some major challenges to the NSI: specifically, such as the establishment of a good quality statistical business register and generally, such as the provision of adequate funding. Moreover, in the future the NSI has to follow the new administrative structure of the country and needs to reorganise its services accordingly. The regional structure of NSI should be reorganised in order to provide adequate and reliable statistical data according to NUTS and to facilitate the programming and planning process related to the absorption of EU structural funds.





Czech Republic



Czech Statistical Office

Sokolovská 142
CZ-186 04 Praha 8

Tel: +420 266 107 552

Fax: +420 266 107 515

E-mail: slegrova@gw.czso.cz

Web site: <http://www.czso.cz>



Country Profile

Geographic co-ordinates	49 45 N, 15 30 E
Area	78 866 km ²
Climate	Temperate with cold, snowy winters and mild summer
Administrative Divisions	14 regions
Capital City	Prague (1.2 million inhabitants)
Population and Growth Rate	10.2 million, - 0.03 % (Index 2002/2001 2001 Census results)
Nationality	Czech
Ethnic Profile	Czech 94 %, Slovak 2 %, others
Religion	Roman Catholic 27 %, Atheist 59 %, others
Official language	Czech
National Currency	1 koruna = 100 haleru
Exchange Rate against Euro	1€ = 32.2 koruna (Quarter III, 2003, New Cronos)
System of Government	Parliamentary Democracy
Executive Power	President & Cabinet (Cabinet appointed by President and approved by Chamber of Deputies)
Head of State	President elected for five-year term by both chambers of the Parliament
Head of Government	Prime Minister; appointed by President
Legislative Power	Bicameral Parliament; Senate: 81 seats and serve six-year term; Chamber of Deputies: 200 seats and serve a four-year term; all members are elected by popular vote
Judicial Power	Supreme Courts & Constitutional Court
National Holiday	Czech Founding Day: 28 October (1918)

Pre-Accession Milestones

1988

Establishment of diplomatic relations between Czechoslovakia and EU

1990

Czechoslovakia joins Phare Programme

1993

Czech Republic signs Europe Agreement in October

1995

Czech Republic's Europe Agreement of Association enters into force in February

1996

Czech Republic submits an official membership application for EU membership on 17 January

1998

Official negotiations for EU membership were launched in March

1999

Czech Republic submits revised version of the National Program for Adoption of the *Acquis* in May

2000

Official opening of accession negotiations in February

2003

Signing of the Accession Treaty and referendum ratifying the Treaty

2004

Target year for accession

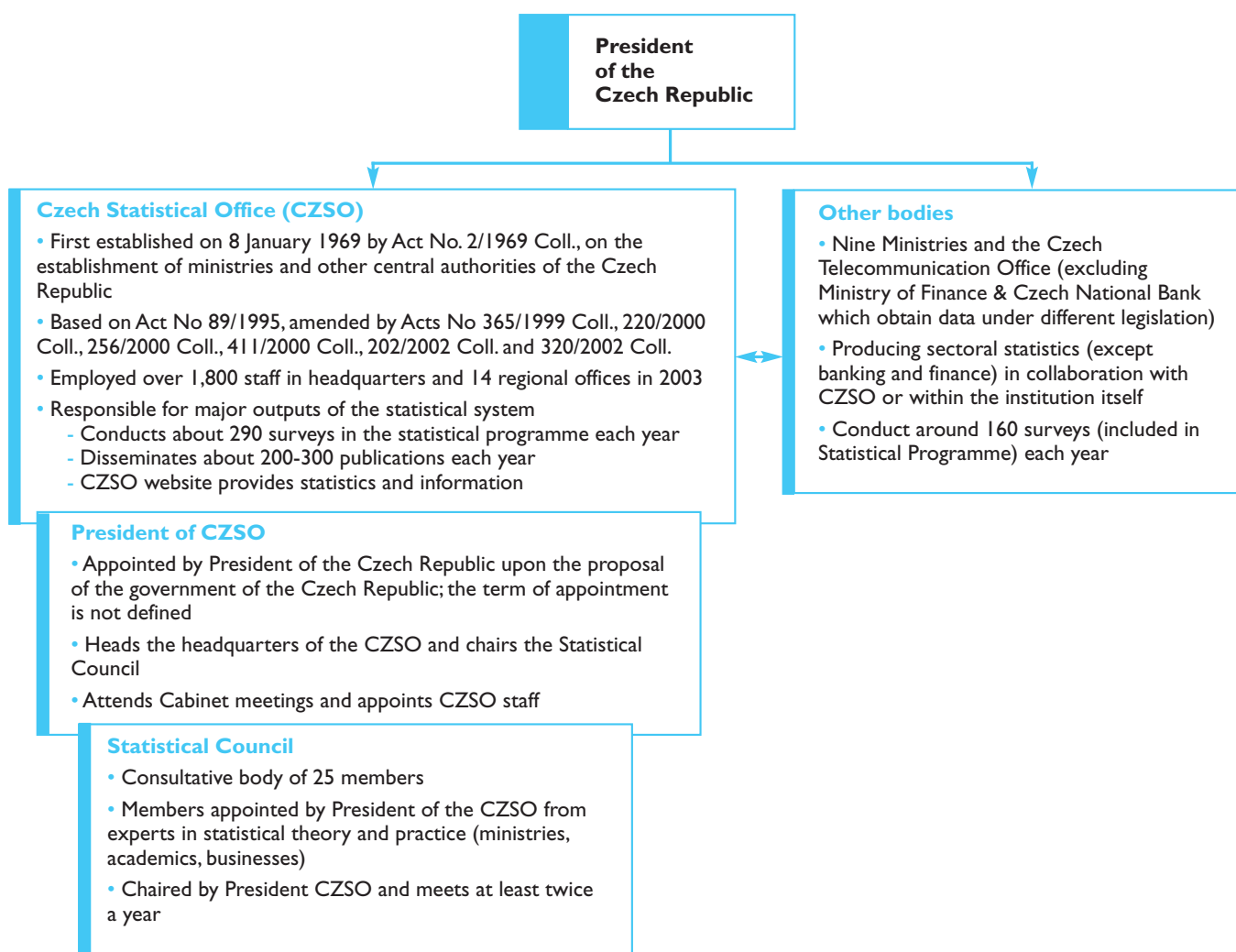
Official Statistics in Czech Republic

Advances over recent years have shown the readiness of the Czech Statistical Service to play a significant role in the European Statistical System

Overview

- Czech Statistical Office (CZSO)
- Legal framework reinforced by amendment in 2001
- Statistical Council chaired by President of CZSO
- President of CZSO appointed by President of the Republic
- Over 1,800 staff in central and 14 regional offices
- About 290 surveys and 200 regular publications each year
- Population and Housing Census in 2001

The State Statistical Service of the Czech Republic



The organisation

The principal body of the State Statistical Service of the Czech Republic is the Czech Statistical Office (CZSO). It is a central authority of the Republic with freedom from political interference, impartiality and the confidentiality of data guaranteed under the law. It is responsible for the methodology of statistical surveys. It collaborates and shares data with the Czech National Bank, the Ministry of Finance and other ministries. It is also required to process election results.

The legal basis

The State Statistical Service Act of 1995 provides the main legal basis for the statistical service and the CZSO.

It covers:

- Guarantees of impartiality
- The Statistical Council
- Limits on the compulsory collection of data
- The use of administrative data sources
- Confidentiality and individual data protection
- Providing statistical information
- Statistical classifications, nomenclatures and registers

An amendment came into effect in 2001 to:

- Strengthen the co-ordinating role of the CZSO
- Widen access to data from tax, customs and social insurance administrations
- Emphasise the protection of individual data
- Permit the provision of individual data to international organisations and Eurostat.

Other legislation concerning statistics covers the Population and Housing Census, banking, foreign exchange and environmental protection.

The management of the CZSO

The President of CZSO is appointed by the President of the Republic on a recommendation by the government and attends cabinet meetings of the government. There are two Vice Presidents for the main sectors: analyses and macro-economic statistics, and general methodology and branch statistics.

One of the principal ways the CZSO co-ordinates the whole statistical service is through the preparation of the annual programme of surveys. This involves considerable meetings with ministries and discussions over methodologies. For 2003 the programme includes 128 surveys carried out by the CZSO and 158 by other bodies. There are also some surveys undertaken by ministries in addition to the programme.

The Statistical Council is chaired by the President of the CZSO who also appoints the members from among experts in statistical theory and practice. They include representatives from ministries, the national bank, academic institutions and business organisations. The Council meets at least twice a year and its main roles are to consider the programme of surveys, proposals for regulations and questions related to the development of the State Statistical Service. However, the proposed annual programme is seen by the Statistical Council at a late stage, making it difficult to change decisions about additional requests for statistics. In the future, the role of the Statistical Council could be enhanced by seeking its views at a much earlier stage, giving the users outside government more influence in shaping the programme.

Structure and staffing of CZSO

The Czech Republic now comprises fourteen regions, each with its own directly elected government. The CZSO has been reorganised to have an office in each region. The work of these offices is focused on dissemination and statistical support to the regional authorities and on fieldwork. In addition, in six regions there are nationwide data processing departments, each with a responsibility for specific topics and reporting directly to the head office.

The CZSO had over 1,800 staff in 2003, excluding a census unit. Of these, 38% are in the central office in Prague, 76% are female, 59% are over the age of 45 and 47% are graduates. Recruitment of staff is focused on lowering the average age and raising the proportion of graduates.

The CZSO continues to give high priority to technical training in the EU statistical system and information technology. Foreign language and management skills are also included. The CZSO has made a start on the use of total quality management using the European Foundation Quality Model and has recently adopted an Ethical Code, which lays down principles on desired standards of behaviour and propriety of the CZSO employees.

Funding

The total annual budget for the CZSO has to be approved by parliament. In 2002, it was approximately €31.5 million. This included still a small provision for a Population and Housing Census and for the realisation of the programme for the adoption of the *acquis communautaire*. Regular reports on the fulfilment of budget and the results produced are required. A very detailed monitoring of projects linked with EU requirements has been launched.

The budget distinguishes between current and capital expenditure. The 2002 budget included approximately €3 million for capital expenditures on the projects. Once the budget is agreed by Parliament, the CZSO has little freedom in the way it is spent. Moving funds between the allocations for capital expenditure, wages and other current expenditure requires special approval. However in recent years it has been possible to use savings from understaffing to improve the pay of remaining staff.

The link between the annual programme and available resources still needs to be developed. At present the allocation of resources by the Ministry of Finance is determined according to the previous year's figures and other elements

beyond the control of the CZSO, such as the statutory limits on average wage levels.

The first annual report, covering main CZSO activities in the year 2000, was published in 2001. The CZSO continues to publish annual reports regularly. The Annual Report 2002 (bilingual - in Czech and English) was published in July 2003.

Co-operation

There are various universities and research institutes in the Czech Republic with close links to the statistical service and several are represented on the Statistical Council. The CZSO has formal agreements with academic institutes and universities.

With regard to data supply, the CZSO also has agreements on mutual collaboration and data supply with most central government agencies, but not with local and regional governments.

Regarding relationships with users, meeting the statistical needs of the EU has obviously been the driving force behind most of the developments in the statistical service. The arrangements for keeping in touch with users within the country relate mainly to specific subjects. The CZSO, however, conducts surveys among users about their general requirements. There are also regular meetings with trade and business associations.

Information technology and methodology

The budget for the Population Census made it possible to upgrade significantly the information technology available to the CZSO. The CZSO now has a UNIX-based system with client-server architecture, a local area network in Prague and a wide area network covering the regional offices. At present approximately 1400 PCs have been connected to the network, so that practically all statisticians who are responsible for data evaluation, data capture or primary data processing have access to the network. RDBMS Oracle is used as the main basic system for creating of statistical applications.

Automated data capture has been introduced in the labour force survey and in price collection for the CPI. Optical scanning was used in the Population Census, and is now used in processing data collected in surveys.

Metadata on the network includes a description of statistical concepts, descriptions of codes/lists and regularly up-dated codes/lists as well as a set of metadata on the website describing various areas of statistical activities.

The CZSO has introduced electronic versions of statistical questionnaires, particularly for economic surveys. They are available from the CZSO website or on diskette and have delivered improved response rates.

Each year the CZSO arranges two one-day meetings with other bodies in the statistical service to discuss methodological issues.

The output

Classifications

The CZSO has adopted all the major EU classifications such as COICOP, COFOG, COPNI, ISCO 88, PRODCOM, CC, GEONOM, NACE and CPA. National versions of these classifications are fully compliant with the corresponding EU classifications. The Czech Republic has agreed with Eurostat on the regional structure for the NUTS classification.

Registers

The business register (BR) is used for statistical as well as administrative and commercial purposes. The CZSO maintains both the public part of the business register for use by the other bodies in the state administration and the part available only for statistical use. The information on legal units comes from the commercial courts, trade registers, Ministry of Interior, Ministry of Culture and professional registers. Each legal unit is identified by a number that is assigned at registration.

The register has some 2.2 million legal units, including registered farmers and units in the government sector. The growth of units is about 90,000 annually. While all the large businesses and samples of the others are contacted in CZSO business surveys, there has been no contact since registration with the majority of the businesses. To improve the quality and reliability of the business register, the use of administrative sources for the BR updates significantly increased. Changes to the Statistical Service Act now make it possible to receive income tax information. Together with information on the self-employed from the social security system, this helped considerably in identifying which businesses have ceased to operate. Several special censuses and surveys have all yielded information that was used to up-date the business register during 2002. The BR distinguishes between active and non-active legal units. From the beginning of 2003, the new version of the BR has been running. The content was enlarged and also enterprise units, local units (LU) and kind-of-activity (KAU) units were added. New units (LU and KAU) were used in the statistical annual survey 2002 for the first time.

In addition to the business register, there are also registers of census districts, farms and accommodation establishments. Legislation in business registration is included under numerous laws, allowing registrations from many different locations. A single law on business register would rationalise the procedure for registering businesses. The CZSO is also working with ministries in developing a system of basic interconnected registers for public administration, including population, business and real estate.

Demographic and social statistics

The Population and Housing Census was conducted in 2001 and results are being released.

Since January 2002, the content of the labour force survey has been fully harmonised with Eurostat standards. Information on unemployment is also available from the Ministry of Labour and

Social Affairs. The latter also carries out surveys on social care and social security benefits including the ad hoc module set by Eurostat and maintains an Information System on Labour Costs. The Ministry obtains data on earnings from the administration of the social insurance scheme.

To provide regional data comparisons, an annual survey by the CZSO collects information on employees and earnings in local units with 20 or more employees.

Education statistics are compiled by the Institute for Information on Education. Data conforms to ISCED 97 and almost all information requested can be provided. All data are available at the NUTS 2 level.

The CZSO is participating in the EU working group on the continuous vocational training survey provided to employees by employers.

The Ministry of Culture and other bodies are able to supply indicators on most of the categories identified in the UNESCO classification of cultural activities. Data relating to audio-visual products is available from surveys carried out by the CZSO and by the Ministry of Culture, and also from other data sources (administrative data, private institutions, agencies).

An extensive range of health statistics primarily from the Institute of Health Information and Statistics are available in line with WHO and other international guidelines.

Information on accidents at work is available but some changes to the legislation under which this is collected are necessary to follow the standards used in European Statistics on Accidents at Work. The CZSO carries out regular annual surveys on incapacity for work due to illness or injury.

The CZSO has had a continuous household budget survey since 1956, but it is based on quota sampling from the micro-

census held every five years and has a small sample size. The CZSO has been experimenting with a survey based on random sampling, with a design suitable to produce regional estimates and questions aligned almost entirely with EU requirements. However, the response was under 40% due to the heavy burden involved in record keeping. A re-design of this survey is being considered.

In connection with the EU regulation concerning Community Statistics on Income and Living Conditions (EU-SILC) the CZSO has started preparatory work to join EU-SILC.

The Ministry of Labour and Social Affairs is developing a system of social protection accounts (ESSPROS), with pilot results for the reference year 2000 and 2001. Currently these accounts only cover the activities of the Ministry, but all relevant activities will eventually be included for accounts to be prepared by 2004.

Macro-economic statistics

Czech annual accounts at current prices follow ESA 95. Data including financial accounts and balance sheets for each sector are available at the three-digit level of NACE. So far, constant price figures are available from quarterly accounts only, at a more aggregated level of activity. The improvements now being made to the business register are crucial to the reliability of the national accounts.

Work is proceeding on supply and use tables with emphasis on achieving balances at current prices, rather than at both current and constant prices.

Quarterly estimates of GDP are released ten weeks after the end of the quarter. The CZSO hopes to introduce flash estimates based on short-term output indicators. These would be released 45-50 days after the end of the quarter.

The Ministry of Environment is currently preparing proposals for indicators of sustainable development. In 1998, the CZSO

started preparing accounts on environmental protection expenditure in close consultation with the Ministry of Environment and Eurostat. Insufficient data sources were indicated during this project. It was realised that advanced data collection was necessary. A new statistical survey on environmental expenditures was prepared and adopted as an input for EPEA (Environmental Protection Expenditure Account).

In the financial accounts, there are some adjustments that still have to be made to the government sector figures from the Ministry of Finance to bring them in line with ESA definitions.

The Consumer Price Index (CPI) is published monthly, six working days after the end of the month using the current COICOP. The weights combine information from the household budget survey and the national accounts. The choice of outlets and the selection of items to be priced have been updated using results from the census of retail trade. The CZSO also introduced a Harmonised Index of Consumer Price (HICP), in parallel with the CPI.

The CZSO participated fully in the Eurostat project to prepare 2002 Purchasing Power Parity (PPP) and has developed integrated sets of monthly producer, export and import prices. The Producer Price Indices (PPI) are published at the three-digit level of NACE/CPA.

The agricultural price indices have been developed by the CZSO as part of the Eurostat pilot project on agricultural statistics.

Business statistics

A review of the surveys used in compiling structural business statistics is underway. The compiling of short-term statistics is organised by sectors of the economy. The PRODCOM classification is used for the compilation of industrial production statistics.

For the distributive trade, a full census of the legal units in retailing was carried out in 1999. Wholesale and retail trade provides the largest share of units on the register. A new structural survey for the year 2002 is in process. The sample is designed to yield estimates at the three-digit level of NACE rev. I.

Road and inland waterways transport statistics from the Ministry of Transport already comply well with EU requirements. There is a regular monthly survey on rail transport with transport of goods between regions (NUTS 3) incorporated. Data required by the Council Regulation on air transport has been provided since 2002.

The Czech Republic is participating in the Eurostat working party on statistics on the information society. In 2002, two pilot surveys on information and communication technology usage in Czech enterprises and in Czech households/by individuals, based on the Eurostat methodology and module questionnaires, were successfully conducted at the CZSO. Since 2003, these surveys run on an annual basis and are fully comparable with those of Member States.

Information on tourist accommodation is available and the CZSO has introduced a monthly survey on utilisation. Monthly information is also available on border arrivals and departures. Information about tourism by Czech residents is available from 2002.

Service industries are included in structural business surveys. The new system of structural surveys has started (in respect of 2002). Short-term statistics have been published regularly.

In general, business statistics suffer from the deficiencies in the business register, complex questionnaires resulting in heavy burden on respondents, lack of response from small businesses and difficulties in assessing the accuracy of the data.

Monetary, financial, external trade and balance of payments statistics

The Czech National Bank (CNB) is responsible for monetary and balance of payments statistics and the recommendations of ESA 95 have already been adopted. Government finance statistics from the Ministry of Finance do not yet conform fully. Monthly statistics for external trade compiled by the CZSO on the basis of customs documents are published 16 working days after the end of the month. They conform fully to international guidelines. Plans are underway for the introduction of INTRASTAT. The CNB prepares quarterly balance of payments accounts following the IMF manual. The bank also has a programme in progress for the further development of statistics.

Agriculture and forestry statistics

An Agricultural Census was carried out by the CZSO in 2000 with considerable help from the Ministry of Agriculture. The results are now in a suitable database and provide the first general overview of the structure and condition of the country's agricultural sector. Data on household incomes are published in the framework of EAA (Economic Accounts for Agriculture). The CZSO has been involved in several Phare pilot projects organised by Eurostat to help Candidate Countries establish and implement different statistics covering agriculture.

The CZSO reports almost full compliance in the area of crop production statistics. Regarding animal production, the Ministry is responsible for statistics on poultry and milk production while the CZSO is responsible for other animal products and balance sheets. These statistics are now in line with EU standards.

Forestry statistics are fully compliant with the OECD/Eurostat/FAO questionnaire.

Other statistics

Between them, the Ministry of Environment and the CZSO are able to supply most of the required environment statistics and indicators.

Much regional and geographic information is available at NUTS levels 2 and 3. Some data down to level 4 is being added to the KROK regional database, samples of which, at NUTS levels 2 and 3, are accessible on the CZSO website. The CZSO has published regional accounts for the years 1996-2001. These include GDP at NUTS 3 level. Regional estimates of household accounts have been produced on an experimental basis as methodology is still being developed. The main problem about regional estimates of household consumption expenditure consists in the inadequate size of the sample in the household budget survey at present.

The Czech Republic has developed its statistics on R&D and innovation following the methodology of the EU and the Frascati and Oslo manuals. It is represented at all Eurostat R&D working party meetings. The survey on innovation was carried out in the Czech Republic for the first time in 2002 for the reference year 2001 and similar surveys are planned every two years. The reference year of the next one is 2003.

The information

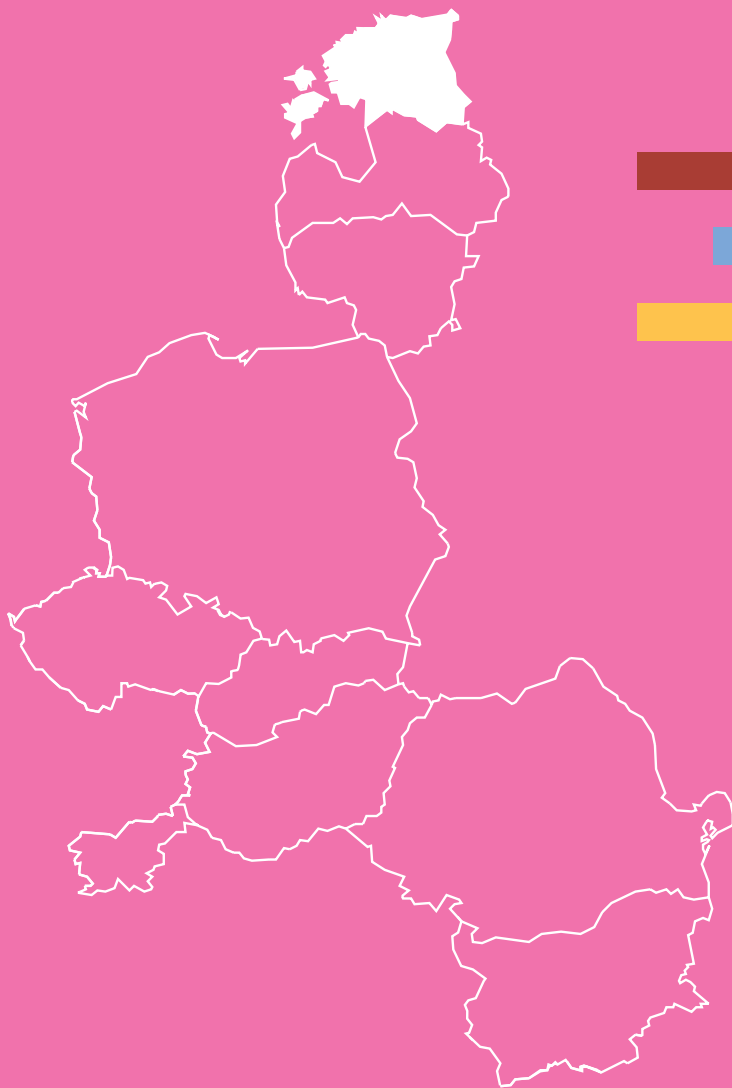
- A catalogue of publications can be found on the website www.czso.cz
- Full range of information available in Czech, most in English, some in French and German
- About 200 regular publications each year
- Most publications in hard copy and all of them in electronic formats, the latter formats available in full versions on the CZSO websites
- Press releases according to a fixed calendar
- Press briefings for major data releases
- Sensitive data published at 09.00 a.m. on the date previously announced
- CZSO Publications Shop and information centres in regional offices
- Data protection and confidentiality rules in State Statistical Service Act

Conclusion

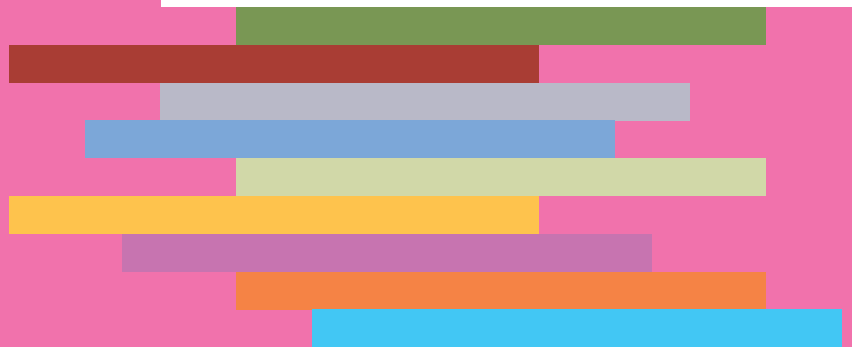
With the considerable development of its statistical services in recent years, the Czech Republic will comply with almost all the statistical *acquis* of the European Union by the end of 2003. Following the recent changes to the State Statistical Service Act, the institutional arrangements also compare well with EU standards.

At the same time, opportunities exist to reduce the burden of reporting business data, improving the business register and perhaps giving the Statistical Council a larger role in contributing to the annual programme of surveys.





Estonia





Estonia Eesti

Country Profile

Geographic co-ordinates	58 00 N, 25 00 E
Area	45 227 km ²
Climate	Temperate with cold, cloudy, humid winters and cool summers
Administrative Divisions	15 counties (<i>maakond</i>), 39 cities (<i>linn</i>) and 202 rural municipalities (<i>vald</i>)
Capital City	Tallinn (0.4 million inhabitants)
Population and Growth Rate	1.4 million, - 0.55 % (January 2003)
Nationality	Estonian
Ethnic Profile	Estonian 68 %, Russian 26 %, Ukrainian, others
Religion	Evangelic Lutheran 15 %, Orthodox 14 %, others
Official language	Estonian
National Currency	1 kroon = 100 cents
Exchange Rate against Euro	1€ = 15.65 kroon (fixed exchange rate)
System of Government	Parliamentary Democracy
Executive Power	President & Government
Head of State	President elected for five-year term by two-thirds majority of Parliament, otherwise elected by electoral assembly
Head of Government	Prime Minister, nominated by President and appointed by Parliament
Legislative Power	Unicameral Parliament or <i>Riigikogu</i> ; 101 seats; members are elected by popular vote and serve a four-year term
Judicial Power	National Court (chairman appointed by Parliament for life)
National Holiday	Independence Day: 24 February (1918)

Pre-Accession Milestones

1991

Establishment of official relations between Estonia and EU after its independence

1995

Estonia signs Europe Agreement

1995

Estonia submits an official membership application for EU on 28 November

1998

Estonia's Europe Agreement of Association enters into force

1998

Official negotiations for EU membership were launched in March

2003

Estonia signs the Accession Treaty with the European Union on 16 April

2003

Referendum on Estonia's accession to the European Union conducted on 14 September

2004

Target year for EU accession

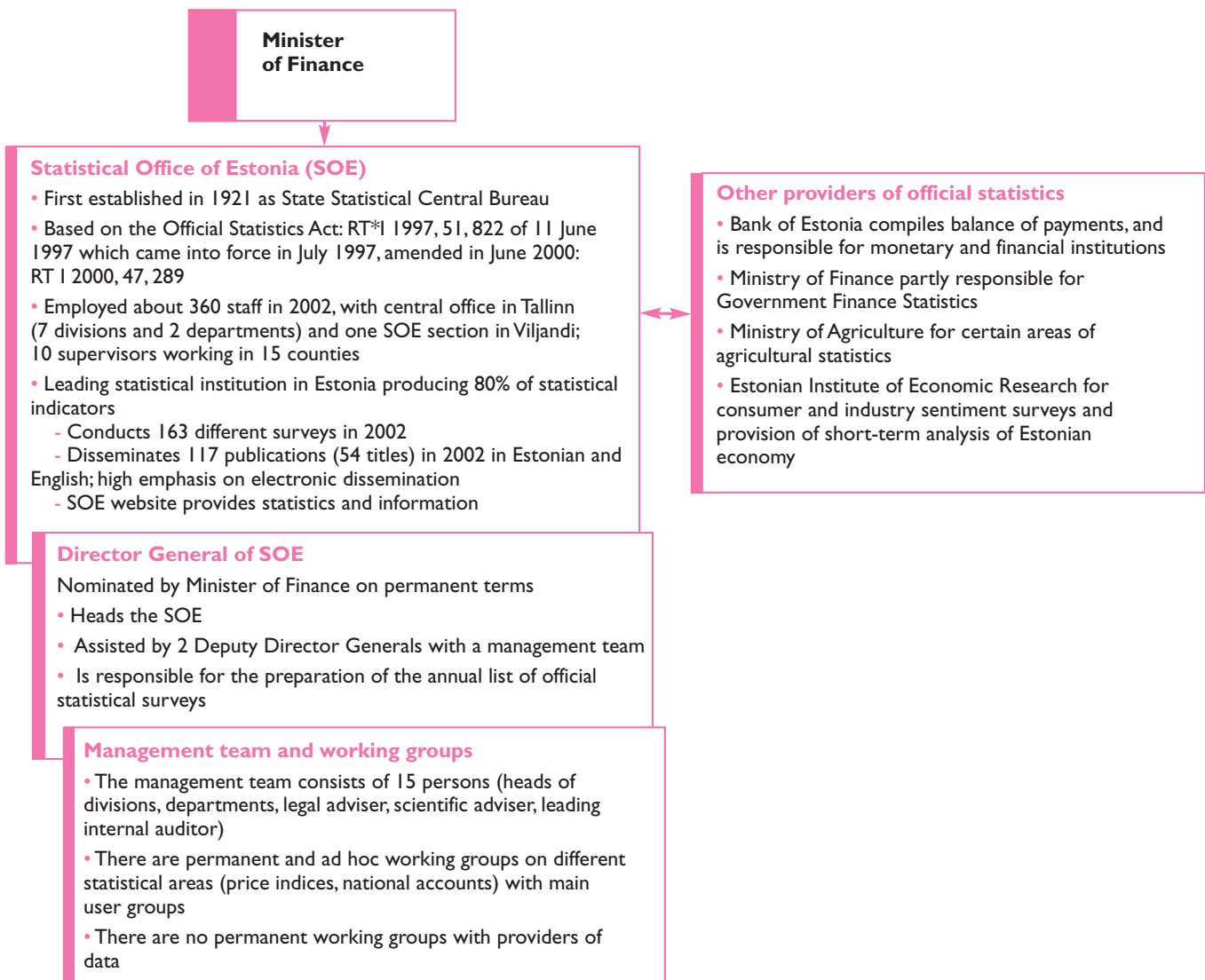
Official Statistics in Estonia

Through restructuring, training and greater EU compliance, the Estonian statistics system is moving ahead positively

Overview

- **Statistical Office of Estonia (SOE)**
- **Legal framework harmonised with EU requirements and updated in 2000**
- **No Statistical Council but permanent and ad hoc working groups with users**
- **Director General of SOE appointed by Minister of Finance**
- **361 staff as at 31 December 2002**
- **163 surveys and 117 publications (54 titles) in 2002**
- **Population and Housing Census in 2000, Agricultural Census in 2001**

The Statistical System of Estonia



The organisation

The Statistical Office of Estonia (SOE) is the main provider of statistics, with the Bank of Estonia contributing balance of payments, monetary and financial information. Additional data comes from other government ministries. Consumer and industry opinion surveys are carried out by the Estonian Institute of Economic Research.

The SOE functions under the Official Statistics Act of 1997, amended in 2000.

The legal basis

The Official Statistics Act of 1997 was mainly in compliance with EU regulations at that time and stressed the importance of impartiality, reliability, relevance, cost-effectiveness, confidentiality and transparency. To reach full compliance a revised act came into force in June 2000.

Among the provisions are:

- Definition of official statistics
- The conduct of official statistical surveys
- The scope of the statistical bodies
- Strengthening the co-ordination role of the SOE
- The duties of agencies conducting official surveys
- The requirement to inform respondents about the purposes of data collection
- The obligations and liabilities of respondents
- Data protection, transmission and dissemination

At present the SOE has put forward and submitted to the Ministry of Finance proposals for amending the Official Statistics Act to specify differently interpreted issues more clearly.

Other laws relating to the production of official statistics cover censuses, population register, wages data, classifications and data protection. The statistical legislation is well in line with the EU statistics regulation. The SOE has now the right to commu-

unicate directly with all government agencies and to use data from administrative sources, whenever possible. However, the interpretation of the act and technical reasons are still hindering the fulfilment of this.

The management of the Statistical Office of Estonia

The SOE is headed by the Director General, nominated by the Minister of Finance for an undefined period of time. He is assisted by two Deputy Directors General. One is in charge of planning, international affairs and EU-integration. The other one assists the Director General in administration and IT. The management team of the SOE consists of 15 people (all heads of divisions and departments, legal adviser, scientific adviser, leading internal auditor).

The mission of the Statistical Office is to provide society with objective and relevant official economic, population, social and environmental statistics.

The SOE is responsible for the preparation of the annual programme of surveys. In planning this, the proposals and amendments of ministries, state agencies, county governments, research establishments and other institutions as well as international requirements are taken into consideration. The annual list of official statistical surveys is approved by the government. In 2002, there were 163 surveys.

A strategic plan 2001-2005 includes the following goals:

- Provide society with an overview of the situation and trends in the country through official statistics
- Enhance the managing and co-ordinating role of the SOE
- Compliance with *acquis communautaire* and other international agreements
- Minimise the burden on respondents
- Use of modern information technology
- Efficient organisational structure

At present the strategic plan 2001-2005 has been updated and

a strategic plan 2003-2007 and an action plan with performance indicators have been drafted.

The management of the SOE has improved internal efficiency by restructuring the organisation into more functional units. A new organisational structure of the SOE took effect on 1 January 2003.

There is no standing Statistical Council that could have an advisory role in setting up priorities for statistical production. The importance of such a council has been discussed, but no definite decisions have been made. There are, however, both permanent and ad hoc working groups on different topics with main user groups, although not with providers of data.

Structure and staffing of the SOE

The organisation is divided into 34 subject-matter units, which form together seven line divisions and two horizontal departments. Every unit is in charge of one or more statistical domains.

There is one section outside Tallinn. This is in charge of regional statistics. The Household Continuous Surveys Statistics Section and the Socio-economic Statistics and Analysis Section have been set up. Labour force statistics are part of the work of the newly formed Household Continuous Surveys Statistics Section within the Population and Social Statistics Division. Additionally there are ten supervisors co-ordinating the work of the interviewers in all 15 counties.

Of the 361 staff, 83% are female, 55% are aged over 45 years, and 80 % have university education. In 2002, staff turnover was -9%. There are 58 interviewers who work on an hourly basis.

In-house staff training has included courses on legislation, management issues, languages, IT, internal auditing and accountability, with 122 people attending such programmes in 2002. There has also been participation in TES and other foreign training courses, plus long-term traineeships in Eurostat. Two

staff members of the SOE have been working at Eurostat as seconded national experts since September and November 2002, respectively.

Funding

The SOE budget for 2002 was approximately €3.95 million. The years 2000 and 2001 had unusually high budgets to cover census activities. Approximately 56% of costs are for personnel. However, there are financial concerns related to the development of new systems such as INTRASTAT.

Co-operation

The SOE obtains scientific advice from Tallinn Technical University and Tartu University.

Information technology and methodology

The SOE's IT budget is co-ordinated with other institutions in the Ministry of Finance, which has a special IT committee.

The SOE is developing public databases for a user-oriented statistical information system to aid electronic data dissemination. It is a client-server system run on an Oracle-based database server, containing a metadata system and a macro database.

To improve overall response rates and quality, as well as improving productivity in processing, the SOE is working on electronic submission of primary statistical data. The Information Technology Department was set up on 1 January 2003 comprising four subject matter sections to improve the organisation and co-ordination of IT at the SOE. The major issues for 2003 include IT security policy, development of public databases, electronic collection of primary data, development of INTRASTAT and tailor-made software.

There is also permanent co-operation on methodological issues with Tartu University.

The output

Classifications

All of the most important international classifications and nomenclatures, such as NACE Rev.I, CPA, PRODCOM, COFOG, COICOP, ISCED, ISCO, and CN are already in use in Estonia. In addition, there are some local classifications of which the most frequently used is the classification of national administrative units and settlements for indicating territorial locations.

The most important work in 2002 was the updating of NACE Rev.I into a national version. The new versions of classifications NACE Rev.I.1 and CPA 2002 were translated and implemented in January 2003. The new version of COFOG (Classification of the Functions of Government) was introduced in 2002.

Business Register

A new Oracle-based business register for statistical purposes was introduced in 2002 and includes:

- Enterprises and sole proprietors
- Non-profit institutions and foundations
- Central government and local government institutions and their subordinate establishments
- Sole proprietors with very low turnover

The business register includes the following statistical units: legal unit, institutional unit, enterprise, local unit, kind-of-activity unit, local kind-of-activity unit (LKAU). The register is in full compliance with the EU regulation.

Demographic and social statistics

The SOE continued to publish the results of the 2000 Population Census. The publishing of the 2000 Census results in the public database was completed. Two publications appeared in 2002 and three publications in 2003. Since 2003 the publications are only available electronically.

The labour force survey (LFS) corresponds fully with EU

regulations. An integrated system of general living conditions statistics will include the household budget survey, the labour force survey, the time use survey, the adult education survey and a social survey (similar to ECHP and EU-SILC). A pilot survey was conducted in June 2002. The survey will be conducted in 2004.

Macro-economic statistics

In 2002, the SOE published national accounts for 2000, which in general conform to ESA 95. In June 2003, national accounts for 2001 were published. Work on achieving full compliance with ESA 95 is continuing.

Financial accounts for the year 2000 were compiled. They were also balanced and are in harmony with the balance of the capital account in the national accounts and with the balance of payments. During 2002, a systematic compilation process was established. In June 2003 financial accounts for 2001 were published.

The first input-output tables for 1997 were published in November 2002.

Price statistics

Monthly data on the Harmonised Index of Consumer Prices (HICP) are transmitted to Eurostat. For the total industrial output price index, separately calculated output prices for domestic and for export markets have been introduced from January 2002, with the weights changed annually and a chain index used. In 2002, the construction price index was re-based from 1997 to 2000.

Export price data are collected directly from major exporters. The calculations were done using value of export according to NACE Rev.I and additional enterprises and items were added. The same was done with regard to the import price index.

Business statistics

Introduced in 2001, the comprehensive annual enterprise report EKOMAR is used to collect data from companies. It is a system of 31 different questionnaires adapted to enterprises by economic activity and number of employees. All companies must supply information on general data, fixed assets, balance sheet total, export-import, LKAUs. Other modules vary according to the company. EKOMAR is available on the Internet and data may be submitted electronically.

For industrial production statistics the data for 2000 collected by a questionnaire based on the PRODCOM list were transmitted to Eurostat. At present the SOE conducts two different surveys on road freight transport: one based on the vehicle register and the other on a road transport survey among enterprises. The data of national and international transport is broken down by NUTS. In rail transport statistics the monthly surveyed variables are carriage of goods in tonnes and freight turnover in tonne/kilometres. The data on carriage of goods is fully in compliance with the respective *acquis*.

In maritime transport statistics to comply with current EC regulations, additional data are required on type of cargo, port of loading and port of unloading, number of mobile units with cargo and without cargo and the size of vessels. All the necessary variables on air transport statistics such as number of passengers, freight and mail by air are available and are transmitted to Eurostat in the required format.

Monthly data on the number of accidents, the number of killed and injured persons and the number of accidents caused by drunken drivers, in total and by county, are received from the Traffic Security Department of the Estonian National Road Administration.

Tourism accommodation statistics are collected from hotels, camping sites and other short-stay accommodation units. In addition, data are also collected from enterprises with

accommodation services as a secondary activity. A tourism demand survey is included in the LFS according to EU regulations.

Monetary, financial, external trade and balance of payments statistics

Improvement of public debt and deficit statistics is continuing.

Preparations for implementing INTRASTAT once Estonia joins the EU are in progress. The respective activities are financed from the state budget and the national Phare Programme 2002. The Finnish Board of Customs is assisting the SOE in the preparatory phase of implementation since July 2003 under the twinning agreement signed in May 2003. Approximately 10,000 enterprises were sent an introductory letter on INTRASTAT, a questionnaire to inquire about data availability, a questionnaire form and instructions to complete it. In 2003, 400 enterprises were surveyed, 100 quarterly. The data for the first quarter have been received. Comparison is made with the Customs Board's data.

Agricultural, forestry and fisheries statistics

Publication of the results of the Agricultural Census 2001 continues. In 2002, two publications and in 2003, one publication appeared. A further publication appeared in July 2003. Since 2003 the publications have only been available electronically. The statistical farm register is regularly updated.

Economic accounts for agriculture on the basis of Eurostat methodology (EAA 97) are compiled in co-operation with the Ministry of Agriculture and data are transmitted to Eurostat regularly. Economic data of agricultural households are estimated and, together with adjusted macro-economic data of agricultural holdings, are used for compilation of GDP (ESA 95).

Fishery statistics are compiled from data sets of sea inspections and the Ministry of Environment. The Estonian environmental



inspectorate gathers monthly data on catches by fishing regions and species. Information is collected from the vessels fishing in the Baltic Sea and in the Northwest Atlantic area regulated by the North Atlantic Fishery Organisation.

Other statistics

Environmental statistics are derived from the surveys in the annual programme. The methodology used to estimate regional GDP is generally in line with Eurostat guidelines. To compile science and technology statistics, the government, higher education and private non-profit sectors have been covered by an annual R&D survey using internationally comparable definitions and methodology. The business enterprise sector is covered using the same sample as in the financial survey of enterprises.

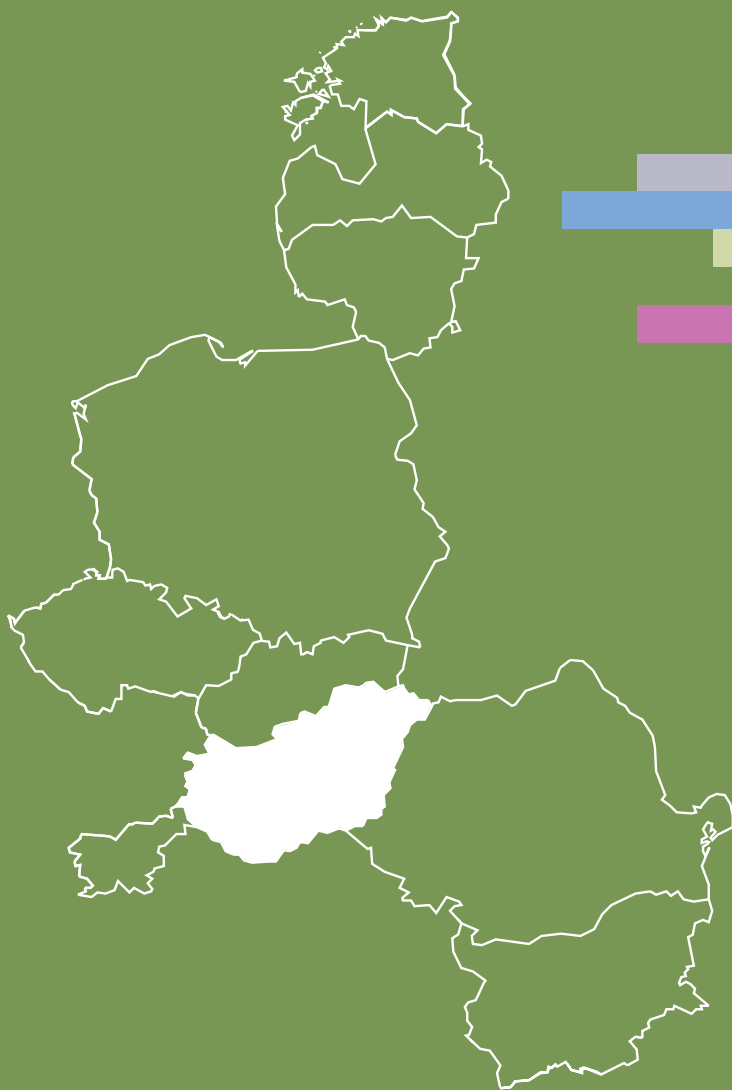
The information

- Annual publication catalogue and calendar in advance and update of calendar every week on the website www.stat.ee
- 117 publications (54 titles) in 2002 in Estonian with most of them also in English
- Statistical Yearbook of Estonia available in paper and CD-ROM versions
- Publications priced according to market demand
- Simultaneous release of statistical information at pre-announced dates via printed and electronic media
- Focus on key clients (news media, governmental institutions, enterprises, foreign embassies) plus special products for target users
- Attention to corporate image of the products and the office
- Measurement of performance (news clippings, sales, etc.)
- Continuous development of the Internet and other electronic products

Conclusion

The Estonian statistical system in general meets the EU requirements. It has a sound legal and internal structure. The financial basis of the SOE is good, but additional investment will need to be made for INTRASTAT.

The speed of implementation of new surveys and major revisions plus the flexibility and responsiveness of the staff set a good example. This could be matched with deeper analysis and more thorough methodologies. The culture of continuous improvement and the client-service attitude towards dissemination of information are extremely positive.



Hungary



Hungarian Central Statistical

Office
Keleti Károly 5-7
PO box 51
HU-1525 Budapest

Tel: +361 345 6019
Fax: +361 345 6374
E-mail: info@office.ksh.hu
Web site: <http://www.ksh.hu>



Hungary Magyarország

Country Profile

Geographic co-ordinates	47 00 N, 20 00 E
Area	93 030 km ²
Climate	Temperate with cold, snowy winters and hot summers
Administrative Divisions	19 counties, 22 towns of county rank, 1 capital city
Capital City	Budapest (1.7 million inhabitants)
Population and Growth Rate	10.1 million, - 0.4 % (January 2003)
Nationality	Hungarian
Ethnic Profile	Hungarian 90 %, others
Religion	Roman Catholic 52 %, Reformed 16 %, Lutherans 3 %, others
Official language	Hungarian
National Currency	Forint
Exchange Rate against Euro	1€ = 260 forint (Quarter III, 2003, New Cronos)
System of Government	Parliamentary Democracy
Executive Power	The government headed by the Prime Minister
Head of State	President elected for five-year term by National Assembly
Head of Government	Prime Minister, elected by National Assembly on recommendation of the President
Legislative Power	Unicameral National Assembly (<i>Országgyűlés</i>); 386 seats; members are elected by direct elections under a system of proportional and direct representation to serve a four-year term
Judicial Power	Supreme Court of the Republic of Hungary
National Holiday	Hungarian War of Independence: 15 March (1848) Feast of St Stephen of Hungary, founder of the state: 20 August (1918)

Pre-Accession Milestones

1988

Establishment of diplomatic relations between Hungary and EU

1990

Hungary joins Phare Programme

1991

Hungary signs Europe Agreement

1994

Hungary's Europe Agreement of Association enters into force

1994

Hungary submits an official membership application for EU membership on 31 March

1998

Official negotiations for EU membership were launched in March

1999

Hungary submits the first National Programme for Adoption of the *Acquis* in August

2003

12 May: Referendum in Hungary about EU accession

16 May: Signature of the EU accession Treaty

2004

Target year for EU accession

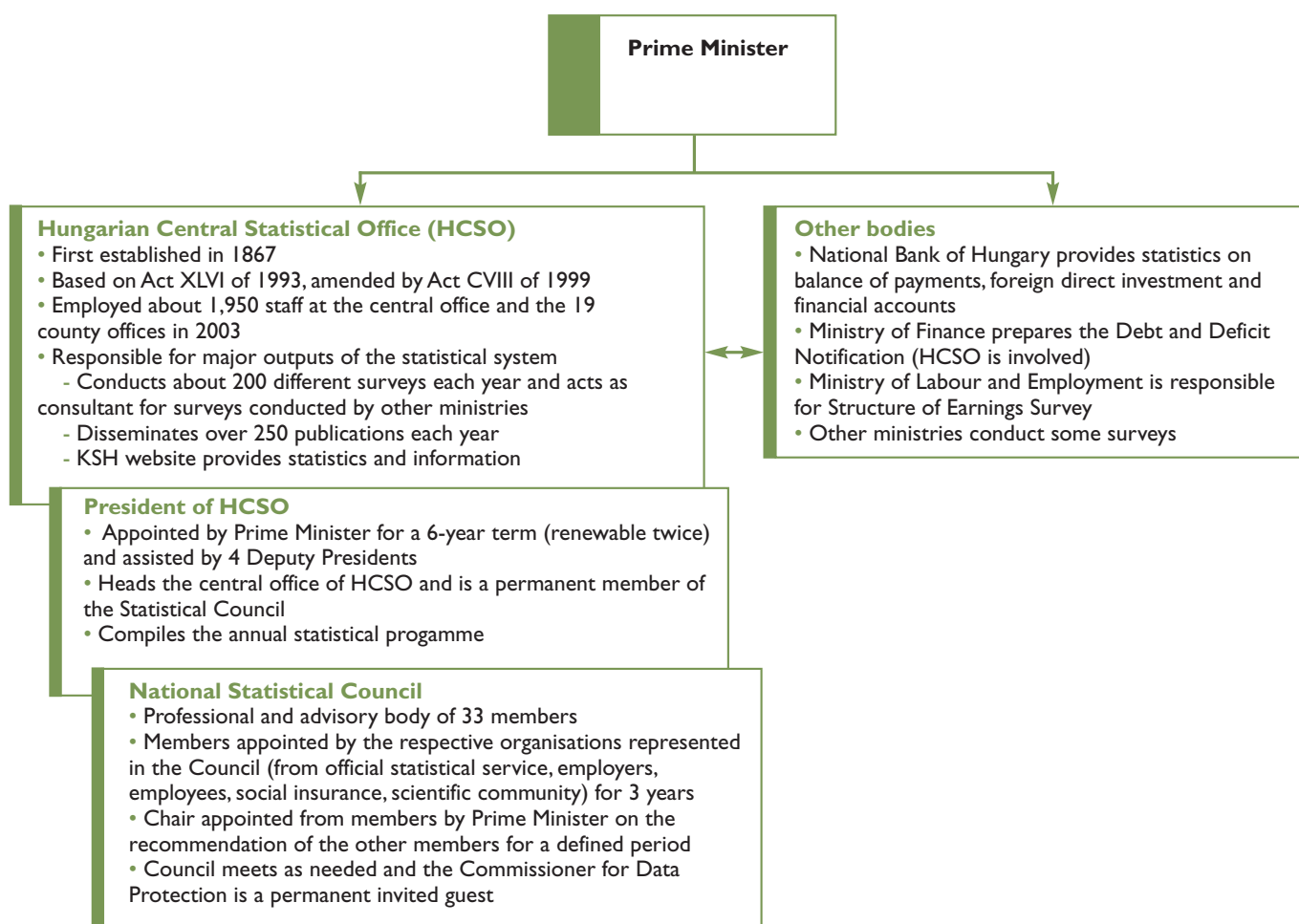
Official Statistics in Hungary

Official statistics from Hungary continue to be aligned more and more with EU requirements

Overview

- Hungarian Central Statistical Office (HCSO)
- Legal framework of 1993 revised in 1999
- Statistical Council needing stronger strategic role
- President of the HCSO appointed by Prime Minister for a six-year term
- About 1,950 staff and 19 county directorates
- About 200 surveys and 250 publications a year
- Agricultural Census in 2000, Population Census and vineyard and fruit tree survey in 2001

The Statistical System of Hungary



The organisation

The Hungarian Central Statistical Office (HCSO) undertakes the majority of the statistical activity. The National Bank of Hungary (NBH) provides statistics on balance of payments, foreign direct investment and financial accounts. The Ministry of Finance is responsible for preparing the debt and deficit notification and the Ministry of Labour and Employment carries out the Structure of Earnings Survey.

The responsibilities of the HCSO include:

- Planning of surveys and statistical processes
- Harmonisation and professional direction of statistics
- An annual statistical programme
- Developing statistical methods, concepts, classifications
- Supplying statistics to users
- Maintaining a library and professional archive
- Maintaining statistical registers

The legal basis

The Hungarian Act on Statistics was enacted in 1993 and amended in 1999. It establishes the legal base for the work of the HCSO as well as the statistical work of ministries and the national bank. There are separate acts for data protection, the Population Census and the Agricultural Census.

Provisions in the Act include:

- Appointment of the President and Deputy Presidents of HCSO
- Data collection on a compulsory and voluntary basis
- Registration of businesses and other economic entities
- Power to audit respondents' information
- An annual statistical programme
- Data confidentiality and data transfer for statistical purposes
- Conformity to international statistical requirements

The management of HCSO

The President and four Deputy Presidents are appointed and may be dismissed by the Prime Minister. Appointments are for six years, renewable twice.

The National Statistical Council operates as a professional advisory body to the President of the HCSO. Members are drawn from the official statistical service (the main statistical producers), social insurance, employer and employee organisations and local governments. Five independent scientists are also included and the Data Protection Commissioner is invited to attend all meetings. The Chair is appointed from the membership by the Prime Minister on the recommendation of the members.

The whole statistical programme is covered in a single submission that is made by the President of HCSO to the government, after consultation with the National Statistical Council.

In October 2000, a five-year development strategy included the following objectives:

- Adapt to the European Statistical System, with an urgency to develop the system of national accounts, introduce INTRASTAT, reorganise agricultural statistics and produce international migration statistics
- Address in a more systematic way domestic needs for statistics
- Improve methodologies in national accounts, social, environment and regional statistics
- Establish a consistent data warehouse system including meta-data for internal users
- Improve the dissemination system by monitoring user needs, increase electronic dissemination and develop more analysis and international comparisons
- Focus on accuracy and reliability
- Improve the register of business units
- Reinforce the co-ordination of statistics produced outside the HCSO

- Be an active partner in relation to international co-operation and assistance

Some of the ways the management has identified as conducive to attaining these objectives were:

- Develop staff career programmes, job rotation and training
- Ensure a more balanced distribution of resources to different tasks and operations
- Improve programming and project management
- Develop the IT systems
- Improve overall financial management
- Assume a role in statistical training at post-secondary level
- Create a code of ethics for statistics

In 2001, the strengths and weaknesses of the HCSO were reflected in a peer performance review. Based on these results, the HCSO has established several task forces that are now actively addressing the more critical issues and several major steps have been taken to support the strategic plan.

Structure and staffing of the HCSO

The HCSO has about 1,950 staff, half located at the head office and the other half in 19 county offices. Of the total staff, 72% are female, 54% have university degrees and 52% are aged over 45 years.

The responsibilities of the four Deputy Presidents cover economic statistics, social statistics, co-ordination and administrative services, and finance and IT.

There are 19 county directorates that are responsible for managing the field operations, data collection, data capture and some primary processing for their area. These offices are separate from other public administrative offices in the counties. They report directly to the President of the HCSO who is also responsible for administering the budget allocated by the Parliament and for the staff employed.

The primary focus of staff training is the civil service qualification examination, which is a requirement throughout public service but with no particular relevance to the statistical skills required by the HCSO. An enhanced training budget would allow a clearer emphasis on the operational needs of the HCSO. In 2002, the HCSO launched a 'Year of Quality' with a quality management programme covering questionnaire design, field operations and monitoring other elements of quality.

Funding

The HCSO has an annual budget of approximately €45.7 million, with additional expenditure relating to censuses. There are very strong public expenditure controls in Hungary. The budget is imposed under a number of separate budget headings and sub-headings. Expenditure in each must be accounted separately and staff numbers are also controlled, which leaves the President with less flexibility in management. There is no system for allocating costs to specific programmes although a system for time usage and budget accounting was being tried in some of the county offices and the introduction of a system for time usage and programme budgeting accounting is in progress.

Co-operation

Members of the Statistical Council are drawn from various institutions outside the HCSO in order to promote the representation of the interests of society and data providers. The HCSO also has agreements with various partners which require co-ordination of work programmes across the HCSO and other parts of the system.

Information technology and methodology

The IT strategy is based on a homogeneous hardware and software structure in the head office and in the county directorates. Main commercial software components are used and there are also a centralised meta-database and database (production, data warehouse, dissemination). Advanced technologies are used for data collection (OCR, Internet based reporting) and publications are in electronic format (website,

CD). A new in-house developed data warehouse, opened in 2002, provides Internet access to a dissemination database.

A methodology unit reports to the President and has overall responsibility for survey design, weighting and time series methods. Other aspects of methodology are the responsibility of the specific HCSO department or section undertaking the survey. Data collection, capture and initial processing are carried out in the 19 county offices. Functions such as mail questionnaire despatch, computer based edit and imputation of raw data and all the statistical analysis and tabulation are undertaken by the IT Department. In each case, this work is under the control of the department or section undertaking the survey.

The output

Classifications

Most Hungarian classifications already comply with EU standards. EU classification requirements are already met in relation to NACE, CPA and COICOP. Hungarian versions of NACE, CPA and PRODCOM have been in use for some time (since 1996, 1998 and 1999, respectively).

The Hungarian product classification is updated every year according to the changes of the PRODCOM list.

The Hungarian customs tariffs are fully harmonised and more detailed because of the specific national statistics requirements. The HCSO co-ordinates the development of a 6-digit classification for the tax office harmonised with NACE and CPA. The Hungarian version of the Classification of types of Constructions (CC) is also harmonised.

COICOP-HBS has been used since 2000. Revision and adaptation of COICOP 2005 will be resolved during the next reference year.

Business register

The Hungarian business register works according to the relevant EU regulations and will conform fully by the end of 2003.

The 3-level Hungarian business register, containing more than 1.2 million registered and 900,000 active units, is constantly reviewed. The sources for register updating are the Registry Court, the registration offices of local governments, the Tax Office and the Ministry of Finance. The number of staff working on the business register at the HCSO needs further improvement to ensure data quality.

The main task of the Register Co-ordination Committee consisting of the representatives of users is to make the register work more efficient.

Priorities are given to the uploading of the third (enterprise) level of the register with complex enterprises and the work in connection with the new Phare grant project on business demography.

It is intended to continue the improvement of data quality, especially the statistical main activity verification.

Demographic and social statistics

Population estimates are available at all relevant NUTS levels and a new Population Census was conducted in 2001. The total population counted in this census is consistent with demographic projections based on the previous census.

Overall level of the compliance with EU requirements in migration statistics is high. From the beginning of 2002, a new data collection system was introduced for naturalised foreign citizens.

After a methodological study of the population estimate, the data of international migration were built into the population total.

The labour force survey is fully harmonised, no indicators are missing and all basic information is provided.

Seasonally adjusted data on traditional wages and salaries for A6 breakdown will be available from 2003. The labour cost index is computed, according to the new Council Regulation, in 70 days after the reference period.

The main fields of the education statistics meet the Eurostat requirements. The national education IT system has already been revised according to the OECD and EU recommendations. The new system was introduced in 2000. Supervision and simplification of the new education statistics system will continue. The harmonised methodology of measuring lifelong learning will be prepared.

For causes of death and public health statistics, the main Eurostat requirements are being met. Presently the possibilities in automated coding of causes of death are under study. In 2002, new data entry and editing programmes were introduced.

Statistics on health and safety at work partly meet the Eurostat requirements in terms of definitions and methodology. Additional work is required on duration and severity of illnesses due to work accidents, occupational diseases and in commuting accidents.

A team established for the Hungarian System of Health Accounts (HSHA) has adapted the international concepts, classifications and methods for the health accounts of international organisations (WHO, OECD, Eurostat). The HSHA data for 1998-2000 were published.

Preparation work to establish an EU-conforming social protection database was launched in 2000, in co-ordination with the HCSO, by a working group of experts from the interested ministries. By June 2003, data on social protection expenditure and receipts for 1999-2001 had been compiled

according to the ESSPROS methodology and transmitted to Eurostat for validation. The compilation of the ESSPROS module on labour market policies has started.

An integrated statistical system for indicators of social exclusion and poverty was created according to the Eurostat methodological requirements. The adoption of the programme of Statistics on Income and Living Conditions (EU-SILC) has been carried out since 2002. In the transition period (between 2002-2005) monetary and non-monetary poverty and deprivation indicators will be calculated using the household budget survey (HBS) data. In the acceding countries, the calculation of imputed rent and using the COICOP-HBS 2005 will be obligatory. From 2003, the survey will be the main source of the data on income distribution, poverty and social exclusion.

Macro-economic statistics

National accounts (NA) produced by the HCSO are in line with EU requirements. Certain minor improvement is still needed in the field of the rest of the world accounts in future years.

The responsibility for estimates of foreign trade was transferred from the Ministry of Economic Affairs to the HCSO in May 2002, giving access to the customs documents and allowing much improved quality assurance procedures based on individual returns. There is close co-operation with the National Bank of Hungary to ensure the consistency between sector estimates and statistics based on financial flows.

The Hungarian NA system is able to produce coherent annual, regional and quarterly GDP data according to the ESA 95 regulation. Preliminary estimates of quarterly GDP are published 60 days after the end of the quarter and more detailed data are produced at 90 days.

Hungary takes part in the ECP work and is able to produce the required data. Hungary can also produce the necessary data for PPP calculation and for the ECP comparison.

The National Bank of Hungary (NBH) has the main responsibility for compiling financial accounts. NBH started to publish financial accounts on annual and quarterly basis in 2003. Time series start from 1997. A full set of accounts is compiled.

Regional household accounts have been created and regional gross fixed capital formation has been compiled in the framework of an adaptation of EU regulations.

The Supply and Use Tables (SUT) and Symmetric Input-Output Tables (SIOT) have been compiled in compliance with the ESA 95 requirements since 1998. The modified Dutch extrapolation and balancing software is used for the simultaneous compilation of annual SUT at current and constant prices. The experimental compilation of the provisional annual SUT for 2000, at current and constant prices, was finished in June 2003. As a starting point for this simultaneous method, the SUT for 1999 had to be constructed. These tables for 1999, together with the improved SUT for 1998 were published on CD-ROM at the end of 2002. The compilation of SIOT for 2000 is in progress and will be published at the end of 2003.

The revision of the Description of National Accounts according to the norms of the EU GNP Committee (in English) has been finished.

Further modifications, in the methodology, of national accounts have been introduced in 2002 in order to improve compliance with ESA.

Harmonised time series of quarterly GDP calculations for 1995-2002 were prepared and published by 1 April 2003.

Seasonally adjusted GDP time series according to methodology recommended by Eurostat have been finished and regularly published since June 2002.

The Hungarian Consumer Price Index is compliant with the EU requirements and the HCSO is monitoring further requirements as the regulations are extended. The compilation of HICP is under way and data are regularly sent to Eurostat.

Estimating expenditure by Hungarian residents abroad and by non-residents in Hungary requires a new survey-based data collection. Further experimental work is planned with existing data and there are detailed plans for two surveys: foreign spending in Hungary and Hungarian spending abroad.

Business statistics

An integrated questionnaire for the collection of structural business statistics (SBS) within the industrial sector was developed for 2001. A new system for data processing and control was introduced. Participation in a pilot project launched by Eurostat for the Phare countries to develop SBS started in 2001 and by the end of 2002 the main requirements were met. HCSO took part in the second phase of the SBS Phare pilot project. Within the framework of this project, data for 1999-2000 were transmitted in the requested format. Further development of SME (small and medium enterprises) statistics is needed. To compile regional data the first data survey at local unit level has been made for the reference year 2001. Data collection on enterprises with 1-4 employees in the construction industry was carried out. Asking for multi-annual variables in branch modules has started.

Short-term statistics (STS) are produced on enterprise (legal unit) level, except for retail trade turnover, which is collected on LKAU (local kind-of-activity unit) level. Volume indices of industrial production, sales and producer price indices, as well as the retail trade turnover variable were supplied to Eurostat in 2000 and 2001. A regular survey concerning an output price index for construction, adopting regulations and recommendations of the EU, was introduced in 2000. Methods for the calculation of a cost index of dwelling construction have been developed adopting

regulations and EU recommendations. In December 2001, data covering 22 variables related to industry, construction, retail trade and other services were sent to Eurostat. The degree of compliance with the STS regulation is already high and there are plans to further improve the situation. Data supply in GESMES format via the Stadium system is being tested now.

In 2001 a PRODCOM database was set up and in April 2002 the first data were submitted to Eurostat, for the reference year 1998. In the framework of the Phare pilot project, annual data 2001 were transmitted in the required GESMES format in February 2003.

Statistics on iron and steel are partly in compliance, awaiting some more precise specifications currently under development.

Energy statistics are in a high state of compliance with EU and IEA requirements. Supply and demand statistics and energy balances are produced in accordance with IEA recommended methodology and there are long time series available.

To implement the requirements for the distributive trades, the HCSO plans to enlarge the data collection on sales space for retail stores and introduce new data collection asking for information on types of consumers and number of fixed market stands and/or stalls.

As a result of the harmonisation process, a significant improvement in data has been achieved for each mode of transport. The statistics of transport of goods by road and on road traffic accidents are fully harmonised and by the time of accession almost full harmonisation will be achieved in other fields, too. The data collection system of rail transport has been modified according to the new regulation so that from 2003, Hungary is able to meet the requirements of the EU for data transmission to Eurostat. Data transmission was started in 2002 on air transport and in 2003 on inland waterways transport. A new

survey system on the carriage of dangerous goods by road has been introduced in 2003.

The information society has been surveyed through questionnaires for some years and new ones will be started in the near future. HCSO continues to integrate the Eurostat data requests in connection with the advanced state of the information society into its surveys co-ordinating its work with the other data collecting authorities. HCSO intends to take part in the Eurostat survey that aims to survey the ICT usage in households and in business. HCSO continues to develop the existing questionnaires considering the data requests in the Europe Action Plan 2005.

Tourism statistics are mainly harmonised and total compliance should be achieved by the end of 2003. The supply side of tourism statistics is well covered and projects are in progress on mapping tourism demand and on non-profit accommodation establishments. Data will be published from 2004 on.

Monetary, financial, external trade and balance of payments statistics

The National Bank of Hungary provides statistics on balance of payments, foreign direct investment and financial accounts.

A co-operation agreement between the HCSO and NBH was signed and implemented aiming at creating harmonised data for foreign trade statistics, balance of payments, reconciliation of financial and non-financial accounts data and for the EDP Notification Report.

The new comprehensive set of financial accounts according to ESA 95 was published on 1 April 2003. The new version of financial accounts meets the basic requirements of Eurostat in terms of sectors, financial instruments, accounting rules and timeliness.

In 2003, the COICOP classification was introduced for quarterly calculations of household consumption.

The production of statistics on external trade in goods was transferred to HCSO in 2002, giving direct access to the customs notification data, as well as full responsibility for the production and dissemination of external trade statistics. This change accelerated the development of statistics based on customs records (EXTRASTAT system), inserting the customs statistics data to the balance of payments from 2003. Further improvement and strengthening of the control system is still on the agenda.

Extensive consultations with both Eurostat and some EU Member States have been carried out on external trade statistics in general and on INTRASTAT in particular.

A series of measures were taken to pave the way for the smooth introduction of the INTRASTAT system in Hungary. The new forms have been finalised by mid-2003, the data providers' and operators' manuals will be produced by January 2004. Implementation of the system is envisaged by February 2004, leaving two months for a test run. At the same time all other tasks (information campaign, staff recruitment, training etc.) will be completed.

Another important task is to set up a full-scope statistical survey system on international trade in services, conforming to international requirements. A survey (census) was finished at the end of April 2003. Development of the quarterly survey will be done in close co-operation with the National Bank of Hungary based on the experiences of the census.

Some data on trade in services and foreign direct investment were already sent to Eurostat, but these areas will be developed considerably under the agreement between HCSO and NBH.

Agricultural statistics

Statistical data supply is a joint responsibility of the HCSO and the Ministry of Agriculture and Rural Development (MARD).

HCSO has successfully conducted the Agricultural Census in 2000 and the Fruit tree and vineyard basic surveys in 2001.

In 2002, the HCSO has carried out the LUCAS Phare pilot project both at EU and national levels, while in 2003, the LUCAS survey is carried out at the EU level.

The Ministry of Agriculture and Rural Development runs manifold activities in the field of crop monitoring, remote sensing and control of subsidies. This is under the responsibility of the Hungarian Remote Sensing Centre within the MARD. The development of agricultural statistics at the HCSO was supported by a Phare programme including a twinning agreement.

From 2003, agricultural statistics provide data according to all EU requirements, however in case of milk and slaughtering statistics, some methodological improvements and fine-tuning will be done by 31 March 2004.

The first experimental estimates on Regional Economic Accounts of Agriculture were carried out in 2003. The quarterly input price indices in agricultural price statistics were published in May 2003 for the first time. In the first quarter of 2003, the new data collection was made in connection with the income of the agricultural households sector (IAHS) statistics. The first estimates of the IAHS survey are expected in 2003.

Other statistics

Environmental statistics are compiled by the HCSO with the Ministry of Environment and Water and other ministries. Specific data-collection in the field of environmental statistics is included as compulsory in the annual programme. Hungary is a full member of the European Environmental Agency. The Hungarian environmental statistics are mostly harmonised.

Statistical requirements specified in the new regulation on waste statistics will be carried out by the HCSO and the Ministry of Environment and Water.

The central environment statistics database (ENVSTAT) was established and the database was integrated in the special data warehouse of the HCSO.

On the initiative of Eurostat, and to ensure comparability, HCSO is in the process of establishing three regions on NUTS level 1 for regional data. There are seven NUTS 2 units and twenty NUTS 3 units, the latter corresponding to the county level. The NUTS 2 level is established on the basis of EU requirements and has so far no administrative function within the country.

The framework for sub-national statistics is based on 3,135 NUTS 5 units. The capital city, Budapest, consists of 23 districts. This is linked to a mapping tool. These have associated classification codes to allow aggregation for various purposes. Data from a range of administrative sources is available to support the aggregations.


The multi-annual programme of statistics on R&D can supply most of the data required by the Eurostat questionnaires. There are some differences in the recording of R&D expenditures and some lack of detailed R&D data from the central budget. Further harmonisation of the regional methods, permanent adaptation of the manuals, continued participation in the R&D statistics working parties, contribution to the revision of the Frascati manual and a comprehensive use of new questionnaires are planned in 2003.

The survey on innovation activities was carried out in 2002 according to Eurostat requirements and the international methodology regulation (Oslo Manual) with the application of the Community Innovation Survey (CIS). The first national results were published in 2003.

Methodological co-ordination and development entered a new phase, as the first step of the new unified seasonal adjustment methods and process were introduced. The adjustment with the Demetra software package and the TRAMO/SEATS method is co-ordinated and supported by the Statistical Sampling and Methodological Section.

The information

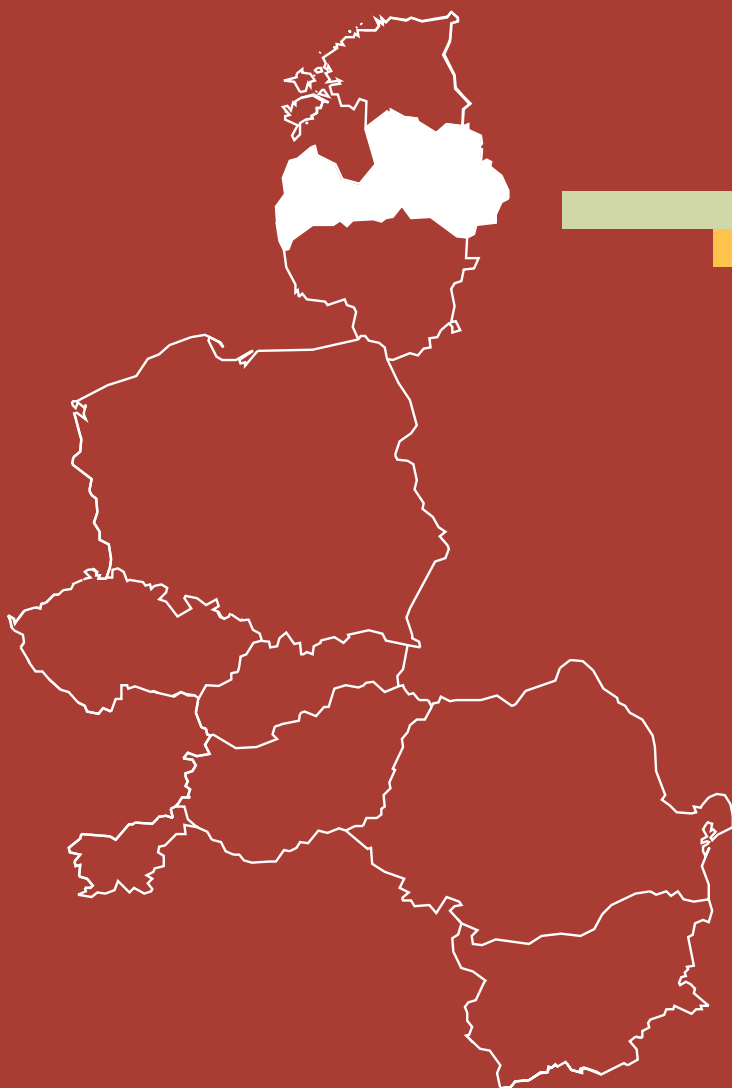
- Extensive use of website www.ksh.hu
- Dissemination database accessible on line
- Approximately 250 publications each year
- Press releases on a regular basis
- Calendar of releases published in advance
- Release of information to all users at the same time
- Subject to protection of confidentiality, anonymous individual records made available for academic research and secondary analysis
- Considerable amount of regional data available on CD-ROM or downloadable against payment



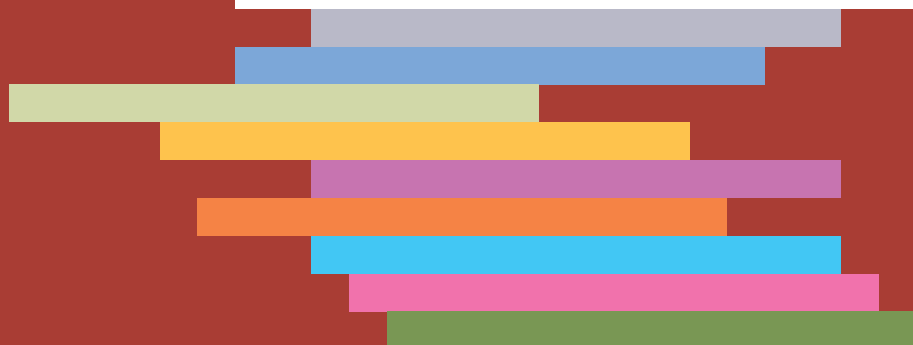
Conclusion

The Hungarian statistical system is largely compliant with EU requirements. The statistical law in Hungary is modern and adequate.

The basic culture within the HCSO is strongly professional and the staff of the HCSO has a good appreciation of what is expected of them. The levels of technical and conceptual expertise are more than adequate to deal with future needs.



Latvia



**Central Statistical Bureau of
Latvia**

Lacplesa Street 1
LV-1301 Riga

Tel: +371 73 66 850
Fax: +371 78 30 137

E-mail: csb@csb.lv
Web site: <http://www.csb.lv>



Latvia Latvija

Country Profile

Geographic co-ordinates	58 05 N, 28 14 E
Area	64 589 km ²
Climate	Maritime; wet, moderate winters
Administrative Divisions	26 districts (<i>rajons</i>) and 7 cities
Capital City	Riga with 0.7 million inhabitants
Population and Growth Rate	2.3 million, - 0.61 % (2002)
Nationality	Latvian
Ethnic Profile	Latvian 58 %, Russian 29 %, Byelorussian 4 %, others
Religion	Lutheran 29 %, Roman Catholic 19 %, Russian Orthodox 15 %
Official language	Latvian
National Currency	1 lats = 100 santims
Exchange Rate against Euro	1€ = 0.6 lats (Quarter III, 2003, New Cronos)
System of Government	Parliamentary Republic
Executive Power	Cabinet of Ministers headed by Prime Minister
Head of State	President elected for four-year term by Parliament
Head of Government	Prime Minister, appointed by President
Legislative Power	Unicameral Parliament (<i>Saeima</i>); 100 seats and members are elected by popular vote to serve four-year term
Judicial Power	Courts (Judges are confirmed by Parliament)
National Holiday	Proclamation of the Republic of Latvia: 18 November (1918)

Pre-Accession Milestones

1992

Establishment of diplomatic relations between Latvia and EU

1992

Latvia joins Phare Programme

1995

Latvia signs Europe Agreement of Association

1995

Official application of Latvia for EU membership on 27 October

1996

Latvia establishes the European Integration Council

1996

Latvia adopts first version of the National Program for Adoption of the *Acquis*

1998

Europe Agreement enters into force

2000

Latvia begins accession negotiations with EU in February

2003

Referendum on accession to EU conducted on 20 September

2004

Target date for EU accession

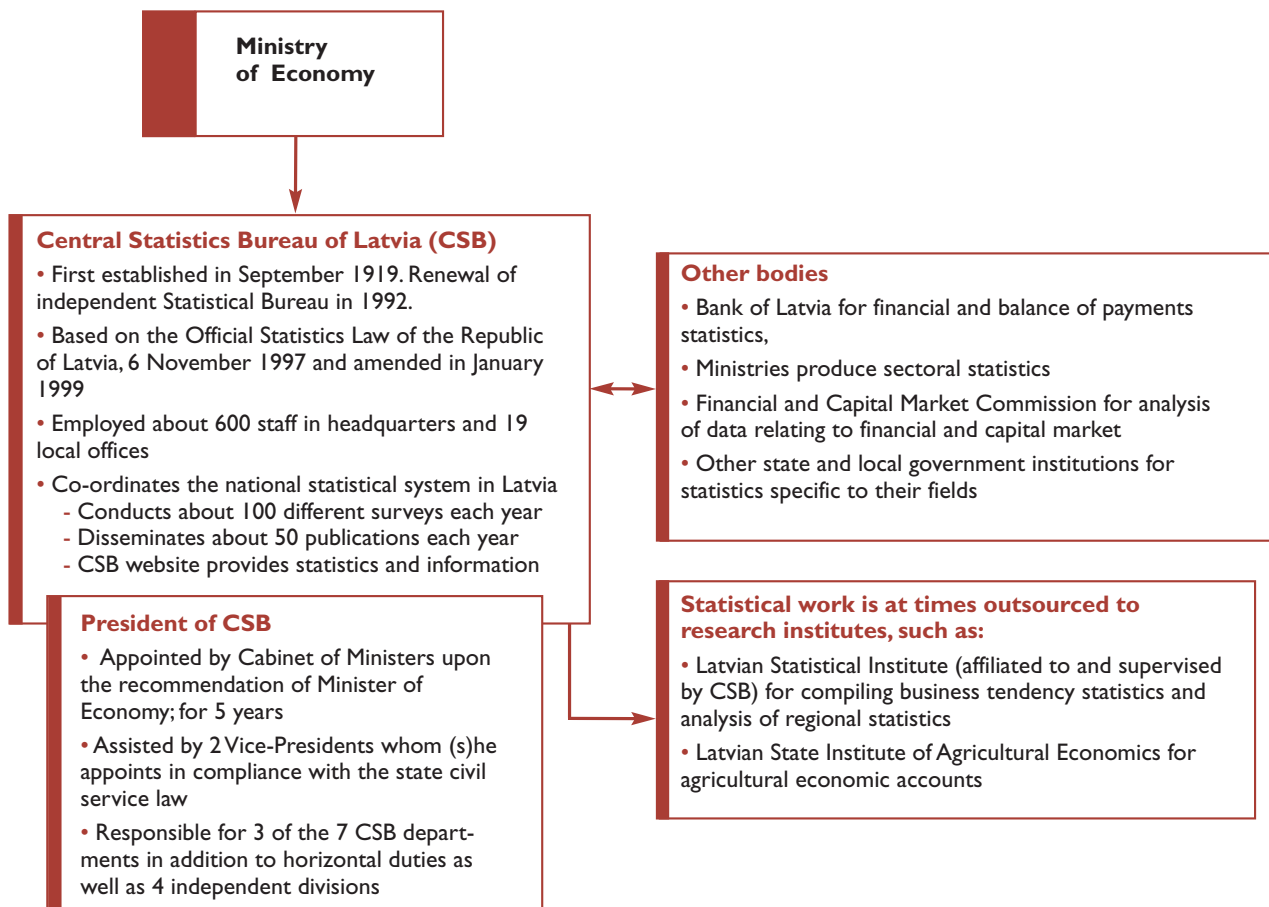
Official Statistics in Latvia

The upgrade of the Latvian statistical system has resulted in strong advances towards EU compliance

Overview

- Central Statistical Bureau of Latvia (CSB)
- Legal framework amended in 1999
- No Statistical Council, but advisory working groups
- President of the CSB appointed by the Cabinet on advice of Minister of Economy
- About 600 staff and 19 local offices
- About 100 surveys and 50 publications a year
- Population and Housing Census in 2000 and Agricultural Census in 2001

The National Statistical System of Latvia



The organisation

The Central Statistical Bureau of Latvia (CSB) is a state administrative institution under the supervision of the Ministry of Economy. The CSB is responsible for the execution and the methodology of all surveys conducted in the country. It co-operates with the Bank of Latvia, government ministries and other state and local government institutions in the production of official statistics.

The legal basis

The Official Statistics Law of the Republic of Latvia was adopted on 6 November 1997 and amended on 28 January 1999. It defines:

- Tasks and responsibilities of statistical bodies
- Types and means of data collection
- Procedures for submitting state statistical information
- Regulations for the users of state statistical information with regard to confidentiality
- Liability for violating the law

The law does not include any provisions concerning a National Statistical Council nor does it mention specific statistical areas. EU regulations are implemented by a decree issued annually to approve the statistical programme.

Other laws concerning statistics cover the population and housing census, the Financial and Capital Market Commission and the protection of personal data. Some discrepancies related to data access exist between the Official Statistics Law and the Law on Taxes and Fees. They will be eliminated by the amendments to the Law on Taxes and Fees which are planned to be adopted by Saeima (Parliament) until the end of 2003.

The management of the Central Statistical Bureau

A special regulation approved by the Minister of Economy, stipulates the functions, structure and roles of the officials

employed by the CSB. The President is an officer of the state civil service with a fixed term, and is confirmed by the Cabinet on the recommendation of the Minister of Economy. The President appoints and dismisses his deputies.

Under the law the CSB:

- Informs data users on the issues covered by the statistical programme
- Develops the annual programme within the limits of funding and disseminates information according to this programme
- Establishes a uniform system of mandatory classification and coding of economic data aligned with international standards
- Co-ordinates all national data flows and ensures the consistency of indicators in state registers and other information systems
- Co-ordinates the activities of ministries, other state institutions and local governments in the area of statistics
- Performs additional statistical tasks outside the state statistical information programme following agreements with third parties

There is no Statistical Council that would normally include representation by experts and user-groups, although a customer satisfaction survey was carried out in 2001 and in 2002. In the absence of a State Statistical Council, there are working groups that currently advise the CSB in some statistical domains on an ad-hoc basis. This involves them regularly and defines the working groups for all statistical domains. The consultative group for business statistics, supported by the Council of Economy is being established.

The CSB has its own Statistical Strategic Plan that is a revolving three-year programme determining the major directions of development of official statistics. Independent of this is the annual State Programme of Statistical Information under the responsibility of the CSB. This contains all statistical surveys conducted in Latvia by the CSB and other bodies and is approved by the Cabinet.

Structure and staffing of the Central Statistical Bureau

The network comprises the CSB headquarters and 19 local offices. In 2002 it employed 591 employees, including part time staff, 73% of which are in the headquarters in Riga. The local offices collect and summarise survey data for transmission to the CSB headquarters. They have considerable capacity to maximise response rates contributing to the quality of data. The CSB management is currently preparing a major reorganisation of the whole network that will lead to the closure of most local offices.

In the first half of 2003 the CSB has already closed seven of these offices in the Northern region of Vidzeme. The local offices will be replaced by a network of information officers, who will be based in the premises of local government authorities.

Of the staff, 84% are female, 49% are over 45 years and 66 % have a university education. At the CSB headquarters alone, 72% of the staff are university graduates.

The Latvian Statistical Institute (LSI) is an affiliated research centre supervised by the Ministry of Economy. At the beginning of 2003, a co-operation agreement between the CSB and the LSI was signed. It is financed by grants from the Latvian Council of Science (comprising researchers from the Academy of Sciences, various universities and private research institutes), the Ministry of Education and Science and the European Commission. The LSI contributes to the analysis of regional statistics and conducts business tendency surveys. It also uses econometric methods in the investigation of consumption expenditure of Latvian residents.

Training of the CSB staff generally takes place at the Latvian School of Public Administration according to the needs of government offices. Their courses cover management, law, economics, communication and foreign languages. Computer and information systems training have mainly been organised by IT professionals from the CSB. Many employees have also attended an introduction to European Union studies.

Funding

Activities of the Central Statistical Bureau are mainly financed by central government. The budget is approved annually by the Cabinet. The Treasury administers the budget of the CSB. The CSB cannot build up reserves from efficiency gains as any excess funds have to be transferred to the government budget at the end of the year. Compared to 2002 the budget of the Central Statistical Bureau (CSB) in 2003 has increased by 3% and amounts to €3.5 million (including Phare funds and co-financing).

Co-operation

The statistical law lays the basic foundation for the co-operation between the CSB and the data producers, providers and users. It states the responsibility, rights, and duties of all those involved in the production of statistical information. Co-operation also exists with universities.

Both bilateral and multilateral co-operation has contributed to the rapid adoption of new methodology to meet the statistical *acquis communautaire* and other international standards. The CSB is responsible for meeting the needs of Eurostat. A gradual decentralisation means that most of the experts and the senior statisticians have the responsibility to manage international co-operation activities concerning their own statistical domains. The Phare multi-country statistical co-operation Programme facilitates participation in Eurostat meetings, working groups, TES courses and study visits etc. The CSB has also benefited from extensive co-operation with Sweden, Finland and Denmark.

Information technology and methodology

The core of the current system is a client-server approach supported by computer workstations, local area network and wide area networks and database servers. Communication with national and international computer networks is ensured by a connection of the CSB servers to the governmental data transmission network (VITA). It provides online connections

with the local statistical offices as well as Internet and e-mail services. The software used on the network level is based on Novel NetWare and Windows NT.

A modernisation project aims at the implementation of data warehouse technologies. It was started in response to a need for a harmonisation and standardisation of all statistical indicators to help to meet and perform Eurostat requirements in the field of statistical data preparation and provision.

The project on system development finished in August 2002 and the Integrated Statistical Data Management System has been developed. The implementation is now in progress. The software used for the system is Microsoft SQL server 2000. Up to now 40 surveys have been processed in this system. The system improvement is continued in another project, which includes several system functionality upgrades: an electronic data collection module, a software module for missed data imputation and a software module for mass data entry will be developed.

To help the CSB staff exchange and store all the information required for their everyday work, an intranet solution based on Lotus Notes is under development.

The Statistical Methodology and Organisation Division comes under the responsibility of the CSB President. It serves as a national methodological hub for all official statistical activities and prepares and co-ordinates in a centralised way the methods of statistical surveys organised by the CSB and other government institutions.

The output

Classifications

Latvia has a very high level of compliance with Eurostat and other international organisations in classifications. NACE

Rev.1.1 was introduced on 1 January 2003 and applied to reclassifying units of the statistical business register and to processing statistical data on businesses. PRODCOM statistics fully comply and since 1999 aggregated quarterly PRODCOM figures have been published in the CSB monthly bulletin, with annual figures in the Statistical Yearbook.

Latvia has introduced a regional breakdown for statistical purposes, which has been accepted by Eurostat, dividing the territory into five statistical regions on NUTS 3 level.

Registers

All the legal units registered in the State Enterprise Register (SER) under the Ministry of Justice irrespective of their main business activity (all divisions of NACE classification) are included in the CSB Business Register. Currently the CSB receives monthly information about changes of names, addresses, form of ownership, new creations, liquidations, and restructuring of enterprises from the State Enterprise Register. The amendments to the Law on Taxes and Fees approved by the Cabinet on 1 July 2003 will give full access for CSB to the State Revenue Service database in the near future.

For updating the register, a special register survey covers every enterprise, not included in regular statistical surveys, once in 18 months. The special register survey gives information about the status of activity, kind-of-activity, number of employees, turnover, capital, real ownership and entrepreneurial code. A list of LKAUs provides information about the location, kind-of-activity, the number of employees and any changes to previous listings. The register survey also gives information about real addresses, which in many cases are not the same as the legal addresses. The response rate of the survey is high and local offices play a vital role in the collection of the questionnaires.

The Residents' Register (RER) in Latvia is under the supervision of the Ministry of Interior. Since 2000, the CSB has been

obtaining more and more of the data necessary for the compilation of demographic and other statistics from this register.

Demographic and social statistics

The latest Population and Housing Census was carried out in April 2000. The main publication of this census, with data collection in Latvian and in English, came out in April 2002. It is titled "Results of the 2000 Population and Housing Census in Latvia" and contains an analytical part, charts, maps and statistical tables. All public libraries were provided with this data collection free of charge. The CD-ROM containing more detailed data and additional features for data users was published at the same time.

In February 2002, all 578 municipalities of Latvia received a standardised set of more than 40 tables each with the census data of their municipality.

Key figures of the 2000 Census are available on the CSB home page on the Internet.

The CSB of Latvia produced and presented to Eurostat more than 40 summary statistical tables with the 2000 Population and Housing Census data according to the agreed time schedule.

The comprehensive system of vital statistics and migration statistics has been developed in co-operation with municipalities and Residents' Register Office. The Health Statistics and Medical Technology Agency of the Ministry of Health compile health statistics. There is information on medical staff and health care institutions, on the causes of death and by separate groups of diseases. In 2003, the CSB have carried out full-scale sample health interview survey.

A continuous labour force survey in Latvia was introduced in 2002 in full compliance with the requirements of the EU. A quality report was prepared on the 2001 LFS results.

Methodology and a questionnaire for a structure of earnings survey were prepared according to the Eurostat requirements. A survey with the reference period 2002 was started in 2003.

Structural indicators on tax rates of law wage earners were calculated on the basis of all available data sources.

Education statistics correspond to the EU requirements. Full compliance will be ensured after the complete introduction of the ISCED 97 version.

A new annual household budget survey (HBS) with a net sample size of 4,000 households was launched in May 2001. The response rate in 2002 was 65% without substitution. Structural indicators on social cohesion and Laeken monitoring poverty indices were calculated on the bases of the HBS data. For the first time, structural indicators were included in the Spring Report 2003. Data were placed in the NewCronos database.

Data sources on social protection are the State Social Insurance Agency and the Social Assistance Fund of the Ministry of Welfare. The CSB receives detailed quarterly and annual accounts on pension, state social benefits and social assistance.

Macro-economic statistics

Macro-economic statistics are compiled by the CSB according to ESA 95. Every year the complete system of national accounts is compiled. All data are presented in accordance with the Eurostat table formats.

Currently quarterly calculations of GDP by the production and expenditure approaches are conducted, data are analysed and possible discrepancies eliminated. Quarterly data are revised after the presentation of annual results.

Supply and use table data corresponds to the national accounts data. Calculations are conducted following ESA 95 requirements.

Active work on monitoring own resources was started in 2001. The work on the preparation of the description for the checklist of administrative conditions related to the European Communities own resources has been started.

Value added tax (VAT) calculations for national accounts and input-output calculations are based on treasury and state revenue service data and are conducted following ESA 95 requirements.

In the area of price statistics, the CSB provides information on a regular basis on Harmonised Index of Consumer Prices (HICP) and Purchasing Power Parities (PPP). All main HICP reliability and compliance requirements have been met. The work of the CSB is concentrated on the production of harmonised data taking into account the Eurostat recommendations.

Business statistics

Most of the required indicators for structural business statistics are available. In the course of the pilot project, the CSB has taken measures for further improvement of the questionnaires to collect data on variables that are missing.

All required statistical indicators on the implementation and development of short-term statistics (STS) of enterprises are available. It is only necessary to make some methodological improvements, for instance, to introduce LKAU in STS labour statistics, which is planned in 2004.

In the area of energy and raw materials statistics the CSB annually and monthly transmits to Eurostat and the International Energy Agency coal, oil, natural gas, heat and electricity and renewables questionnaires. All data are available and collected according to international methodology. The regular data transmission according to PRODCOM classification was started in 2003.

Latvia provides data on more than 84 % of indicators related to transport in accordance with Eurostat, UN, ECTM and other international recommendations. Statistics on passenger transport are compiled by the CSB in accordance with the existing structure of the database on rail, bus, urban electrical transport, and sea and air passenger transport. In addition, a border survey is used as a source of information on international mobility. Data on road cargo transport are fully compliant with the EU requirements.

Work continues on introducing the requirements of the new regulations on rail transport. Most of the required data are available.

A survey on ICT usage in enterprises according to Eurostat methodology was conducted in 2003, but not all indicators requested by Eurostat were included.

In 2003, a full compliance with the EU requirements was achieved in tourism statistics due to measures improving the data quality.

Monetary, financial, external trade and balance of payments statistics

The Bank of Latvia regularly submits monthly data on money supply, exchange rates, short-term and long-term interest rates and international reserves to Eurostat.

The government provides information on the published government budget deficit and national accounts deficit, as well as links between the budget deficit and the state debt. The information received has been improved and corrected in line with ESA 95.

For external trade statistics, the CSB has implemented international classifications and statistical methodology in accordance with the requirements of the *acquis communautaire*. Nevertheless, a new data collection system (INTRASTAT) will

be necessary for monitoring trade between the Member States in conditions where there are no physical borders and taxes for goods circulating within the EU. A twinning project with Statistics Denmark on the INTRASTAT implementation, financed by national Phare Programme, started in September 2003. The INTRASTAT system needs to be operational by May 2004.

The Bank of Latvia has put in place the balance of payments compilation system, which ensures compliance with the Eurostat requirements for balance of payments and foreign direct investment statistics.

Agricultural, forestry and fishery statistics

The Agricultural Census 2001 final data were published in March 2003. A CD-Rom is available. A Farm Structure Survey was carried out in June 2003 in accordance with EU Regulation EEC 571/88. About 50,000 rural farms were surveyed out of 140,700 economically active farms.

After the Agricultural Census 2001 the structure of the Statistical Farm Register was improved and information for each farm was supplemented with economic indicators. In January 2003 the update of Statistical Farm Register was started with information on household members from parish lists.

Structural sample surveys of 15,000 peasant farms, household plots and private subsidiary farms are conducted twice a year. State farms and statutory companies are verified each year by exhaustive surveys. In addition, some financial indicators on expenses and incomes are collected.

To improve statistics on forest resources, the Forest Law envisages that the forest owner must conduct a forest inventory every ten years. On 15 April 2003, Regulations of State Forest Register Information Turnover No.169 were adopted where the state is granted additional authority in conducting forest inventory with an objective to obtain statistical information on

the condition of forest resources. Forest statistical definitions comply with the international methodology.

Fishery statistics are compiled taking into consideration international recommendations. The National Board of Fisheries is responsible for meeting the EU requirements.

Other statistics

Environmental statistics are produced in co-operation with the Ministry of Regional Development and Environmental Protection. The Latvian Environmental Agency collects data on air pollution, water, and hazardous and municipal waste. The CSB is collecting and compiling statistical data on investments and current expenditures for the protection of natural resources and on the operations of national parks and nature reserves.

In general, statistical information on a regional level meets the demands of the EU. Latvian regional statistics are compiled in line with NUTS. For statistical purposes the CSB has implemented a NUTS 3 territorial definition that has been accepted by Eurostat. The Latvian Government adopted the planning regions on 25 March 2003 by Regulation No.133. As the planning regions have different boundaries in comparison with the statistical regions, Eurostat's approval for changing the boundaries of statistical regions is required.

Science and technology statistics partly comply with EU requirements. There is complete information on R&D in the public sector and in higher education. Since 2001 a survey has been conducted about R&D activities in the business sector. A sample innovation survey was introduced in 2002 in both manufacturing and service sectors.

The information

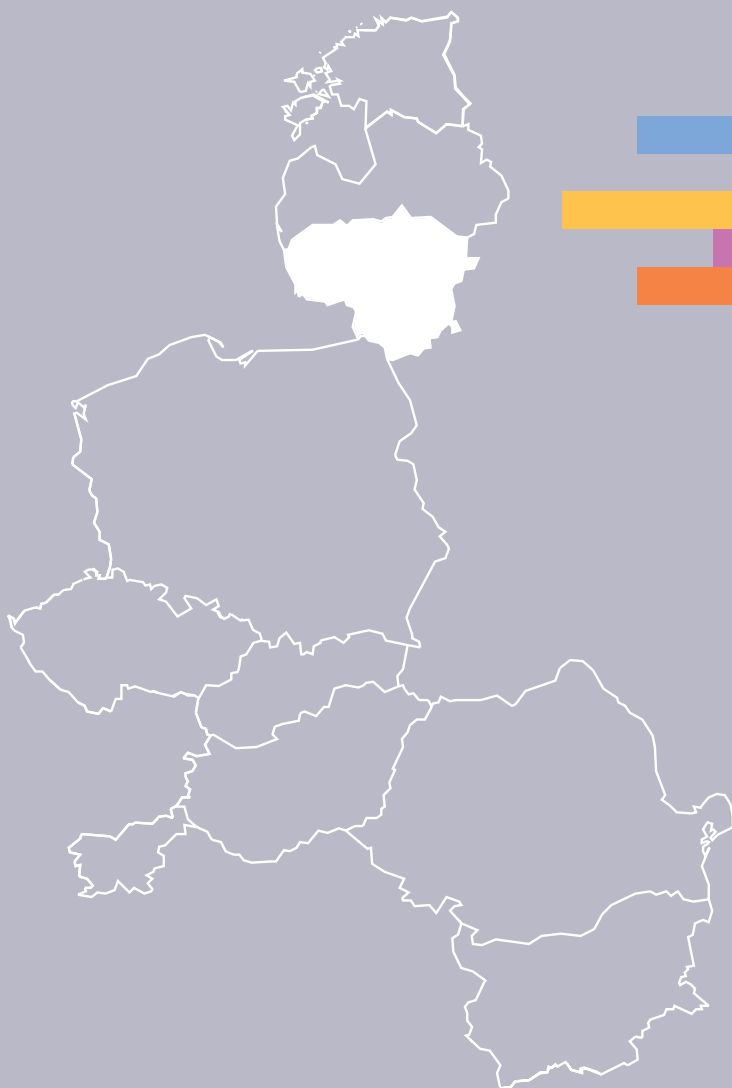
- 53 publications (excluding classifications) published in 2002; information about all CSB publications and classifications published in the catalogue of publications
- Information, Publishing and Printing department responsible for dissemination of statistical data, Internet databases and website www.csb.lv
- Public statistical databases available for users; PX family software used for electronic data dissemination
- Statistical Yearbook, Results of Population Census, Results of Agricultural Census available also on CD
- Press releases available on the website; publishing schedule prepared one year ahead
- Information released to all users at the same time
- Subject to protection of confidentiality, anonymous individual records made available for secondary analysis
- The Information Centre offers to visitors all CSB publications; also available an electronic catalogue of publications and micro-data files of social surveys
- A customer satisfaction survey conducted in 2001 and 2002, public image survey in 2002

Conclusion

The national statistical system has undergone major developments in the last few years. The main driving force behind this progress is the dedication of Latvia to become a member of the European Union and to implement the *acquis communautaire*. Through the successful use of twinning projects, high compliance has already been achieved in most areas.

The Central Statistical Bureau is preparing a far-sighted strategy to rely less on a large network of local offices and more on the latest techniques for the collection of data.





Lithuania



Statistics Lithuania

29 Gedimino Ave.

LT-2746 Vilnius

Tel: +370 5 2 36 48 22

Fax: +370 5 2 36 48 45

E-mail: statistika@std.lt

Web site: <http://www.std.lt>



Lithuania Lietuva

Country Profile

Geographic co-ordinates	56 00 N, 24 00 E
Area	65 300 km ²
Climate	Between maritime and continental; wet, moderate winters and summers
Administrative Divisions	10 counties, 60 municipalities
Capital City	Vilnius (0.5 million inhabitants)
Population and Growth Rate	3.5 million, - 0.38 % (2002 estimate)
Nationality	Lithuanian
Ethnic Profile	Lithuanian 83.5 %, Russian 6.3 %, Polish 6.7 %, Byelorussian 1.2 %, others 2.3 %
Religion	Roman Catholic 79%, Evangelic Lutheran 0.6%, Orthodox 4.1%, Old Believer 0.8%
Official language	Lithuanian (<i>lietuviu</i>)
National Currency	1 litas = 100 centas
Exchange Rate against Euro	1€ = 3.5 litas (Quarter III, 2003, New Cronos)
System of Government	Parliamentary Democracy
Executive Power	President & Government of the Republic of Lithuania
Head of State	President elected for five-year term by popular vote
Head of Government	Prime Minister, appointed by President on Parliament's approval
Legislative Power	Unicameral Parliament or <i>Seimas</i> ; 141 seats and 71 members elected by popular vote, 70 by proportional representation for a four-year term.
Judicial Power	Courts of General Jurisdiction & Administrative Courts
National Holiday	Independence Day: 16 February (1918)

Pre-Accession Milestones

1991

Establishment of diplomatic relations between Lithuania and EU in August

1995

Lithuania signs Europe Agreement in June

1995

Lithuania submits an official membership application for EU membership on 8 December

1996

Lithuania's Europe Agreement of Association enters into force

1998

1st Accession Partnership for Lithuania was decided in March and updated in December 1999

2000

Official opening of accession negotiations in February

2003

Referendum on accession to EU conducted on 11 May

2004

Target year for EU accession

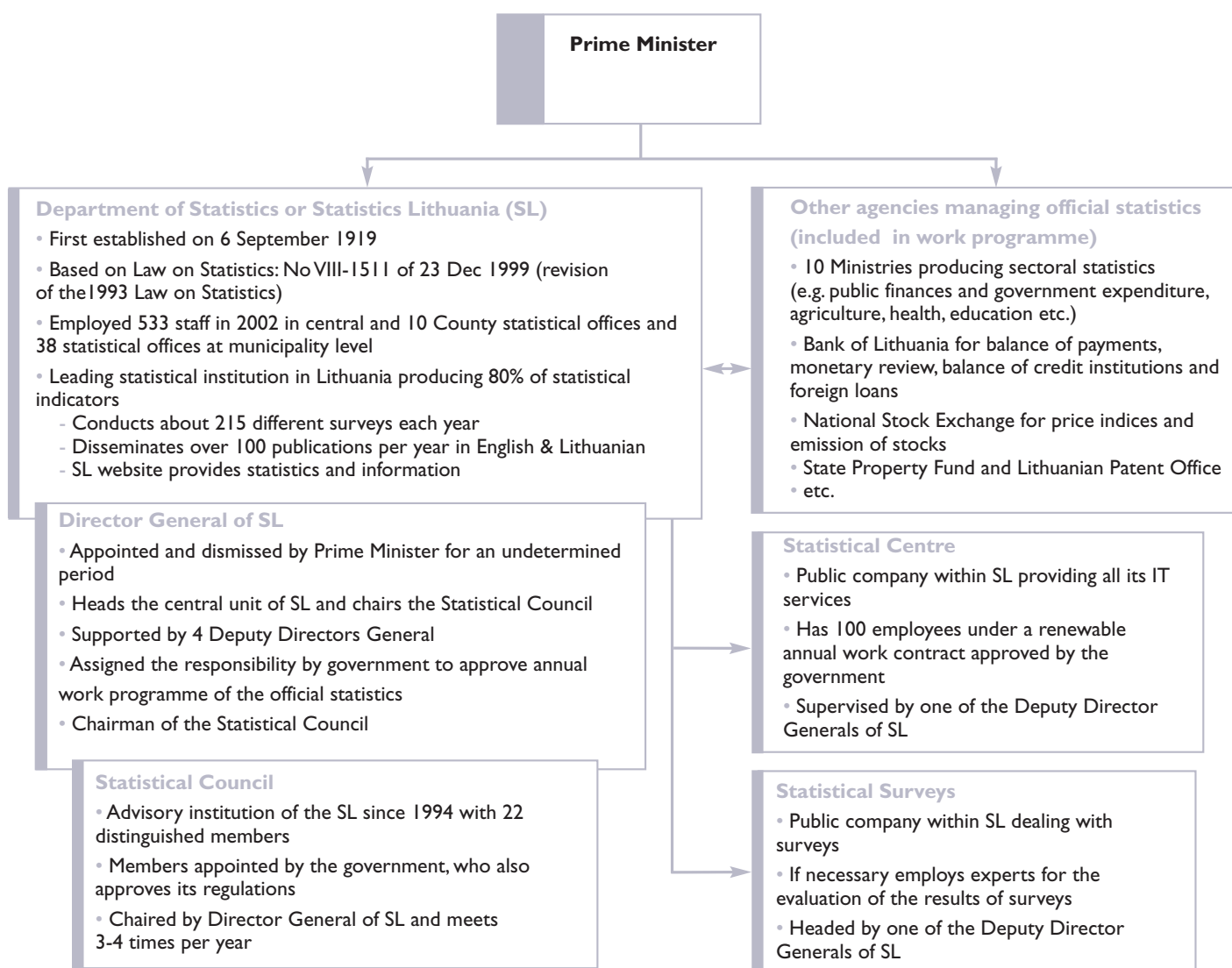
Official Statistics in Lithuania

The Lithuanian statistical system has developed significantly towards meeting more of the EU requirements

Overview

- Department of Statistics to the Government of the Republic of Lithuania or Statistics Lithuania (SL)
- Legal framework harmonised with EU requirements in 1999
- Eclectic mixture of members in Statistical Council
- Director General of Department appointed by Prime Minister
- 533 staff and extensive regional offices
- 215 surveys and over 100 publications a year
- Population and Housing Census in April 2001, Agricultural Census in June 2003

The Statistical System of Lithuania



The organisation

The Department of Statistics, also known as Statistics Lithuania (SL), is the central statistical office and an institution of executive power of the Republic of Lithuania, financed from the national budget. It functions under the Law on Statistics 1999, which defines the organisation of national statistics as providing "objectivity and professional independence from political and other interest groups." SL produces more than 80% of the statistical indicators and co-ordinates data from other sources, mainly government ministries.

The legal basis

The 1999 Law on Statistics was a revision of the 1993 law to harmonise the legal structure with the European Union requirements. Other legal texts include the Civil Code, Code of Administrative Offences, laws on legal protection of personal data and the Population and Housing Census, plus resolutions and rules covering the European system of national accounts, INTRASTAT, the Agricultural Census, confidentiality rules and the authorisation of SL.

The Law on Statistics includes:

- General principles, including confidentiality, transparency, independence and concern for the response burden
- Tasks of institutions and agencies managing official statistics
- Provisions for administrative documents and registers to be sources of official statistics
- Protection and use of official statistics (information must be widely available, not just to government and organisations, but to society at large)
- The Statistical Council
- An annual work programme of official statistics
- Protection of confidentiality of the individual respondent

The management of Statistics Lithuania

The Director General of SL is appointed and may be dismissed by the Prime Minister. The current holder of the post was

appointed in 2001. There are also four Deputy Directors General.

SL is responsible for preparing each year the work programme of official statistics, including work carried out by other institutions. This necessitates close collaboration. A first draft is discussed within the Senior Management Committee of SL and after that the programme is submitted to the Statistical Council. The final programme has to be approved by the government or an institution authorised by it. The government has assigned to the Director General the responsibility for approving the programme.

The Director General of SL is thus also in the position of being the chairman of the Statistical Council and responsible for approving the annual work programme. This is convenient at the moment as it provides the efficiency and the flexibility needed during the preparation of accession to EU membership.

The composition and regulations of the Statistical Council are approved by the government. The Council should consist of "representatives of state and local self-government institutions, agencies managing statistics, education institutions, public organisations, enterprises, other respondents and the mass media." This eclectic mixture is represented among the current 22 members.

According to the Law on Statistics, the Statistical Council considers:

- Methodological principles of censuses
- Statistical registers and main surveys
- The annual work programme of official statistics
- Basic results of surveys
- Issues related to data protection
- Dissemination of statistical information
- Conclusions and proposals to SL

The Council meets three to four times a year. Reports are made on these meetings and some documents are usually made public. It may invite non-members, such as specialists on a subject, to participate in a meeting. The Council has established several working groups. The current Director General of SL has discussed some changes, for example to enhance its role in the dialogue between producers and users of official statistics and to have more frequent meetings.

There are a large number of advisory groups working for SL, providing specialist advice and feedback across most of the statistical areas.

Structure and staffing of Statistics Lithuania

Taking into account that Lithuania is a relatively small country with a population of 3.5 million, it is unusual that half of the staff are in the regional offices. Reorganisation of the structure is addressed in a strategic paper.

In 2002, SL had a central office in Vilnius, ten offices at county level and 38 at municipal level. At that time, preparatory work for the regional reform started. The aim was to reduce the number of regional statistical offices to increase the work effectiveness. The plan is to redistribute functions between the central and regional offices and ensure transmission of timely and good quality statistics to the headquarters. The reorganisation provisions were approved by the order of the Director General of SL of 30 August 2002. In January 2003 the regional reorganisation pilot project was started. The objective of the pilot project was to merge together two county statistical offices including small offices at municipal level. Based on the results the other regional offices will be reformed. Under the reform there will be five regional statistical offices at county level. As far as municipal level is concerned, there will be one or two representatives of SL, mainly responsible for maintaining links with users, respondents and data collection.

The reorganisation of the system of interviewer based surveys is foreseen. There is an idea to organise a modern centralised interviewer service in SL. This would co-ordinate workload and quality of households and population surveys in the whole country.

Of the total staff, about 55% work in the central office and 45% in the regional offices. This network covers survey data collection including mailing and receiving business survey questionnaires, data capture and business registration. The regional statistical offices work in close co-operation with local or regional organisations. Some of the county offices also have considerable statistical activities of their own at the regional level.

Of the SL central office staff, 85% are female, 86% have a university degree and five have doctorates. In the regional offices, 95% are female, with 50% degree holders. The average age is 45. There is very high staff stability with a large number of employees having worked within the same field throughout their entire career. The management regards this mainly as an advantage implying enhanced professionalism.

An unusual feature is the creation of two public companies of which SL is the sole owner. These create more flexibility in staffing issues.

The first one is called Statistical Centre. This company employs about 100 people and is the main provider of IT, data processing and printing services to SL. Since 2003, Statistical Centre is commissioned according to the provisions of the law on public purchases. The staff of this company are paid out of its revenues.

The second one, Statistical Surveys, is a smaller company dealing with surveys and employing experts, some of whom are part time from universities. Each company has a director reporting to one of the Deputy Directors General of SL.

These companies have created valuable flexibility with the rapid increase in IT use and for hiring experts for making in-depth

statistical analysis work. The employment conditions of the staff are less regulated and allow easier response to market rates.

Intensive staff training programmes include courses in statistical methods, designing and programming of information systems, PC software, ECDL (European Computers Drivers License), various courses in the Public Administration Institute and preparative training for the Agricultural Census and other statistical surveys.

Funding

An average annual budget of about €6.4 million has been allocated to SL over the past three years. In 2003, an additional expenditure of approximately €6.0 million has been allocated for the Agricultural Census from the State budget and €135,000 from national Phare 2000 funds for promotion of the Agricultural Census.

There is strong control over public expenditure in Lithuania. The budget is imposed under a number of separate budget headings. It is also allocated to central and regional expenditure. Staff numbers are also controlled. Hence the Director General has less scope to manage the office as flexibly as might be the case in many EU Member States.

If a budget proves to be inadequate for the whole of a proposed annual statistical programme then users are involved in a process of review and reduction. Additional work may be undertaken if funded by other sources.

Co-operation

SL has close co-operation with a number of relevant university institutions and is aiming to formalise this with long-term agreements. It also has considerable co-operation with the NSIs of Sweden, Finland and Denmark and projects with neighbouring countries. A large technical co-operation programme within different fields is carried out with Phare finance. From 2002, the specialists of SL have been participating in TACIS projects as

experts on business, foreign trade and education statistics for Kazakhstan, Kyrgystan, Uzbekistan and Moldova. The specialists of SL have been involved as consultants in missions to Albania on economic statistics together with Swedish experts.

Information technology and methodology

The Statistical Centre provides IT services to SL and also handles printing with offset and digital equipment. A wide area network exists between the central and main county offices, which also have local area networks. The other offices have dial-up connections into a wide area network. Development projects for the modernisation of the statistical information system include data warehousing, OLAP technology, OCR (already used in processing the Population Census and earnings structure survey data), data collection through electronic questionnaires and using administrative data sources, an electronic data dissemination system for internal and external users and GIS technology. In 2002, the rules for the electronic questionnaires were prepared and announced on the Internet. Three electronic questionnaires were introduced and tested by 100 respondents. In 2003, six more questionnaires were introduced. Statistical reports can be provided to respondents by e-mail.

The Methodological Commission is responsible for the methodological issues in SL and discusses, analyses, evaluates the methodologies applied and co-ordinates the methodological work. The representatives from other institutions are invited to participate at the meetings of this Commission.

The methodological principles of censuses, statistical registers and main surveys are considered by the Statistical Council.

The output

Classifications

Most Lithuanian classifications and nomenclatures are already consistent with EU and UN standards. The national versions of

NACE, CN, CPA, PRODCOM, ISCO 88 and ISCED have been implemented. The national versions of NACE and CPA/PRODCOM are revised according to the 2002 revisions of the EU activities and goods classifications. They have been used since January 2003.

Registers

At present, the SL only manages the Statistical Business Register. The Legal Register was handed over to the Ministry of Justice from 1 July 2002.

The statistical register includes about 250,000 records on enterprises of which about 170,000 of these are on enterprises that are legally active and about 68,000 on enterprises that are relevant from a statistical point of view. The main source for the Statistical Business Register is the Legal Register, which has one limitation: only the main enterprises are registered and they are not obliged to register their subsidiaries unless the latter have specifically been declared. As a result, it is difficult to take into account local units or kind-of-activity units and a statistical survey is the only way of obtaining information on these entities.

Through a project financed by the Danish Government on development of the database for the Statistical Business Register, a new version has been available since April 2003, in parallel with the current model. This distinguishes between the main statistical units, legal unit, enterprise unit and local unit. From January 2004, the new model will be the only one available.

SL uses the data from the Population Register, maintained by the Ministry of Internal Affairs, for demographic statistics and analysis, design of survey samples (household budget survey, labour force survey), migration statistics and to update the Business Register and Farm Register.

The metadata base containing the description of statistical indicators and surveys consists of three parts. The first part covers 5,500 indicators. The second includes approximately

7,000 time-series. The third is under development, with the aim of storing meta-information on surveys and questionnaires. Although for internal use only, it is planned to make it accessible on the Internet and it may be extended by linking it to data sets.

The statistical analytical system is a database storing more than 10,000 time-series. It was created by the company Statistical Surveys and SL co-ordinates its development. It is regularly updated and used internally. Public institutions and analysts in banking and finance may have access to it. Other external users are currently under consideration.

Other databases for reference include the foreign trade database and the classification database. A regional database is also under construction, the objective being to feed the REGIO database of Eurostat.

Demographic and social statistics

The Population and Housing Census was successfully carried out in April 2001. The key final results have been released. In 2002 and 2003, there were six publications by themes with the main census results. In addition, ten publications (for every county of Lithuania) gave data on rural settlements. Up to October 2003, twelve press releases were prepared. A pocket-sized version in English and Lithuanian was published for the general public. A joint Baltic states Population Census publication is under preparation. The results will also be used to provide a new basis for samples. Priority users of the surveys are the government, the parliament and other public authorities. However, SL plans to sell custom-tailored data extractions and will also develop GIS applications to analyse, present and disseminate the census results on a commercial basis.

Since 2002, the labour force surveys have been carried out continuously in compliance with EU requirements. This became possible with financial support from the national Phare Programme 2000.

A labour cost survey was carried out in 2001 according to the EU requirements. Major issues lacking compliance with the *acquis* are as follows:

- Statistical unit: the reporting unit was the enterprise. The local unit will be used for the 2004 survey.
- Scope of the survey: the situation for temporary employment agencies which are not typical for Lithuania will be re-looked at for the LCS 2004.
- Variables and definitions: some, being considered irrelevant, are missing in the Lithuanian LCS although provided for by the list of variables foreseen by Regulation 1726/1999. Other optional items used for national purposes have been included. Company cars for private use will be included in the LCS 2004.

According to the current plan for the LCS 2004, the methodology should be adopted before March 2005 at the latest, data collection should end in May 2005, data processing will continue until end-2005, results will be sent to Eurostat in June 2006 and the quality report will be sent in October 2006.

Regarding the structure of earnings survey, a test was carried out in 2001 and a pilot survey in 2002. The actual survey started in 2003 and the data will be available in July 2004. Labour costs indices are calculated quarterly and sent to Eurostat. There are several earnings surveys carried out for national purposes and also partly to meet the requirements of the ILO Convention on Labour statistics: quarterly and annual earnings surveys, a distribution of employees by wage classes (for October each year), earnings by occupations (for October every five years). The data on strikes have been collected since 2000. Most of data from these surveys are provided to Eurostat as well.

Macro-economic statistics

SL is responsible for national accounts (NA). With the introduction of ESA 95, non-financial annual accounts have been compiled and published, at current and constant prices, and a number of revisions have been made to improve compliance

with the *acquis communautaire*. The financial accounts were also compiled and published. A lot of effort has been made to reduce the weaknesses and to improve compliance with the methodology.

The detailed description of the methods used in the estimates of NA indicators at constant prices is finished using the Phare multi-country Programme 2000. The revision of the structure of GDP expenditure for PPP calculations was made for the period 1995-2001 in February 2003. Revised quarterly data of non-financial accounts for the period of 1995-2001 have been published and sent to Eurostat in March 2003 with 31 time series.

The base year 1995 has been changed to the base year 2000 for the calculation of NA aggregates at constant prices and the new time series have been published in March 2003. A preliminary report on exhaustiveness has been provided to Eurostat in February 2003 and an interim report in July 2003. Using the national Phare Programme 2000, a pilot survey on the non-observed economy has been carried out to make new estimates and the actual survey was finished in July 2003.

Quarterly national accounts are also compiled and published. Quarterly data of GDP and growth rate are published 90 days after the reference quarter. The data are available at current prices according to production, income and expenditure approach and GDP by kind-of-activity and expenditure approach at constant prices. Flash estimates of quarterly GDP and its growth rate are published 30 days after the reference quarter. Seasonally adjusted data have been already introduced.

Compilation of input-output tables and supply-use tables for the year 2001 has started.

The work on improvement of methods continues. The main problems identified are the estimation of consumption of fixed capital and the change in the method of data reporting in

central and local government from cash to accrual basis. The work to resolve these problems is in progress. Regarding dwelling services, SL follows Eurostat recommendations. To further improve the quality of national accounts data, a strategic plan on ESA 95 for the period 2002-2004 has been prepared with the assistance of the Bank of Lithuania, the Ministry of Finance and others. The pilot projects under the assistance of Eurostat contributed immensely.

The price indices system consists of the National Consumer Price Index (CPI) interim Harmonised Consumer Price Index (HICP), Producer Price Index (PPI), Construction Cost Index (CCI) as well as Unit Value Indices of exported and imported goods. Other developments include price indices for imports. The pilot survey on price data collection from importers has been carried out. Purchasing Power Parity (PPP) is considered in the framework of the European Comparison Programme.

High level of compliance with the requirements of regulations for HICP has been reached. The major methodological standards of the respective regulations as well as guidelines have been introduced into the interim HICP, which complies with the EU requirements concerning geographical and population coverage. Progress has been achieved in introducing minimum standards for the treatment of products in the health, education and social protection sectors, as well as on the calculation of a sub-index for financial services. Close co-operation with ministries and other institutions concerned with these sectors has been established.

The introduction of the minimum standards for the treatment of service charges proportional to transaction values, for the timing of entering purchaser prices into the HICP and the guidelines for the treatment of data processing equipment should be further developed. The problem concerning the methods used for the assessment of quality change in goods and services still exists.

For national CPI and HICP, the regional statistical offices collect prices in nineteen territorial units. Each year a meeting is organised by the central office to compare practices and give instructions. Regarding the European Comparison Programme and calculation of PPP, Lithuania is included in the Northern Group, which covers ten countries under the leadership of Statistics Finland.

Business statistics

The structural business statistics produced by SL are mostly compliant with the SBS Regulation. The main sources are annual statistical questionnaires and administrative data of the tax authorities: balance sheets and the profit and loss account of companies, and income declarations of sole proprietorships. The observation unit is the enterprise, which is equal to a legal unit. It is planned to have the SBS data on KAU and LKAU from the 2002 reporting year.

The compliance with EU regulations on short-term statistics (STS) is already fairly good. The new base year 2000 was introduced and information prepared for the transmission to Eurostat. Seasonal adjustment was implemented by TRAMO-SEATS. STS time series in GESMES/CB format was worked out and the main indicators have been transmitted to Eurostat. The calculation of production index by the Laspeyres formula is in process.

The PRODCOM list has been already implemented in the production survey. A survey of industrial production is included in a project on further harmonisation. 2000, 2001 and 2002 data have been transmitted to Eurostat in GESMES format.

Domestic trade, construction, services, energy, transport and communications, and tourism indicators are calculated according to the Eurostat recommendations. These surveys are also used to update the business register, although further improvements are necessary.

Since 1995, SL has carried out the qualitative business tendency survey (BTS). Starting from April 2001, BTS covers industry, retail trade, construction and services sectors according to the joint harmonised EU programme on business and consumer surveys.

Tourism statistics based on incoming persons by type of vehicles and citizenship is compiled monthly. Information is collected from state border guard services. Accommodation statistics are compiled in compliance with the EU recommendation, however problems exist with private lodgings and rural tourism. An annual survey on tourism cottages in Lithuania for 2002 was carried out. A pilot survey on outbound tourism was carried out in 2002 with the financial support from the national Phare 2000 funds. Starting from 2003, a pilot domestic tourism survey in households is being conducted in line with the labour force survey. It is planned to develop the tourism demand area and continue outbound and domestic surveys in 2004.

Monetary, financial, external trade and balance of payments statistics

Most monetary statistics are compiled on the basis of data received from the Ministry of Finance, the Bank of Lithuania and the State Taxes Inspectorate. The EDP notification has been prepared and transmitted to DG ECFIN in collaboration with the Ministry of Finance. The data on government debt and deficit have been improved since 2001 due to estimates on accruals. Financial accounts have been compiled (ESA 95 methodology) and published when improvements had been made.

For INTRASTAT, the initial plan was to collect data as part of the monthly VAT declaration. This automatic VAT declaration processing involves scanning paper forms at territorial tax offices, loading to an Oracle database after correction of scanning errors and transmission to the central database. It would cover approximately 10,000 INTRASTAT declarations per month.

However, the assessment of the pilot survey implemented in March 2003 with 400 companies and a 96% response rate

made clear that a switch to another administration was needed. The quality of the data collected was not sufficient, not enough experience on classification issues was available and not enough assistance was given to respondents during the survey.

As the Customs Department will have sufficient resources available after the opening of the internal market and has a long-standing experience with classifications, it was decided to collaborate with them in future on INTRASTAT. A new resolution was signed in August 2003.

Both Customs and SL are now working on an agreed work-plan and timetable to collect monthly data via the INTRASTAT declaration and to transmit the data directly to the five regional customs offices either electronically or on paper. Those offices will transmit the data to the central server of the Lithuanian Customs Administration (Statistical Analysis Division) each month. The staff of this division will also key in the manual documents introduced monthly by some of the companies. Both sets of data will be checked on coverage of all companies in the register and verified on quality before sending to SL.

SL has also started work on an INTRASTAT register and EXTRASTAT is in compliance with the EU requirements.

The Bank of Lithuania (BoL) is responsible for the balance of payments statistics and special surveys are conducted. Quarterly information basically complies with the EU requirements. In 2002, the BoL implemented direct monthly reporting of balances. Supporting EU information will be used for better compliance and higher quality. SL provides the BoL with data on goods, services, foreign direct investment, transport, tourism etc. for the balance of payments.

Agricultural statistics

Agriculture statistics are mostly in compliance with the EU requirements. SL collects information from the total and sample surveys, administrative files from the Ministry of

Agriculture and other governmental institutions, such as the State Land Registry Centre. The Register of Livestock is used for drawing up the network of farm-respondents for the sample survey on animal production in farmers and household plots. The Farm Accounting Data Network (FADN) under the responsibility of the Institute of Agrarian Economics is the basis for the calculation of value added from agriculture.

A Farm Register has existed since 1997 with 500 agricultural companies and enterprises and about 53,000 owner-farms with over one hectare of agricultural land area.

In the supply balance sheets for animal products there still remain some methodological questions to be solved. The results of the Agricultural Census will make it possible to improve data on employment in agriculture. In the Economic Accounts for Agriculture, the use of OPAL software system helped to improve significantly the data quality by automatic consistency checks.

The Pilot Agricultural Census took place in June 2002. About 4,500 farms from three municipalities were interviewed. It helped to test the questionnaires and to improve the methodological instructions. The census was carried out in June 2003 and the final results are expected to be published by 2004. All questions needed for the farm structure survey (FSS) are included in the questionnaire and fully correspond with the Eurostat requirements. The *acquis communautaire* in agriculture statistics will be implemented after the Agricultural Census.

The census results will contribute to the improvement of information and methods in agriculture statistics, as well as to establishing the Statistical Farm Register. All land users were surveyed without any threshold. However, the threshold for providing data to Eurostat on private farms is now 1 ha of farming land which implies that around 270,000 private farms should enter the Farm Register.

Other statistics

Environmental statistics are compiled in co-operation with the Ministry of Environment. Waste management statistics are based on the EU regulation. Statistics on water use and discharges to water have been delivered but not entirely in compliance with the EU standards. For environmental accounts development work on methodology is still needed. Environment expenditure statistics are in compliance with the EU requirements.

Regional figures are available for employment, social, agricultural production, demography and business statistics. SL has also made calculations of annual regional GDP at current prices by ten counties corresponding to NUTS 3 level, and gross value added by the main broad economic categories. This has been carried out following the EU requirements. The inclusion of LKAUs in the business register is a prerequisite for further advances.

There is now a government resolution on territorial classification for statistical needs that is in compliance with the NUTS classification. The application of the equivalents of the EU territorial levels was adopted by the Government in May 2001. A centralised regional database has been created for authorised external users in the future. SL will also develop GIS concepts in statistics, both for the census and elsewhere.

The information

The General Statistics Division is responsible for the preparation and dissemination of the key statistical publications, contacts with the public administration and submission of information to international organisations.

The Statistical Information Bureau is responsible for relations with mass media, researchers, business and the public, the library and maintenance of website www.std.lt

The Statistical Centre company is responsible for sales and subscription of publications.

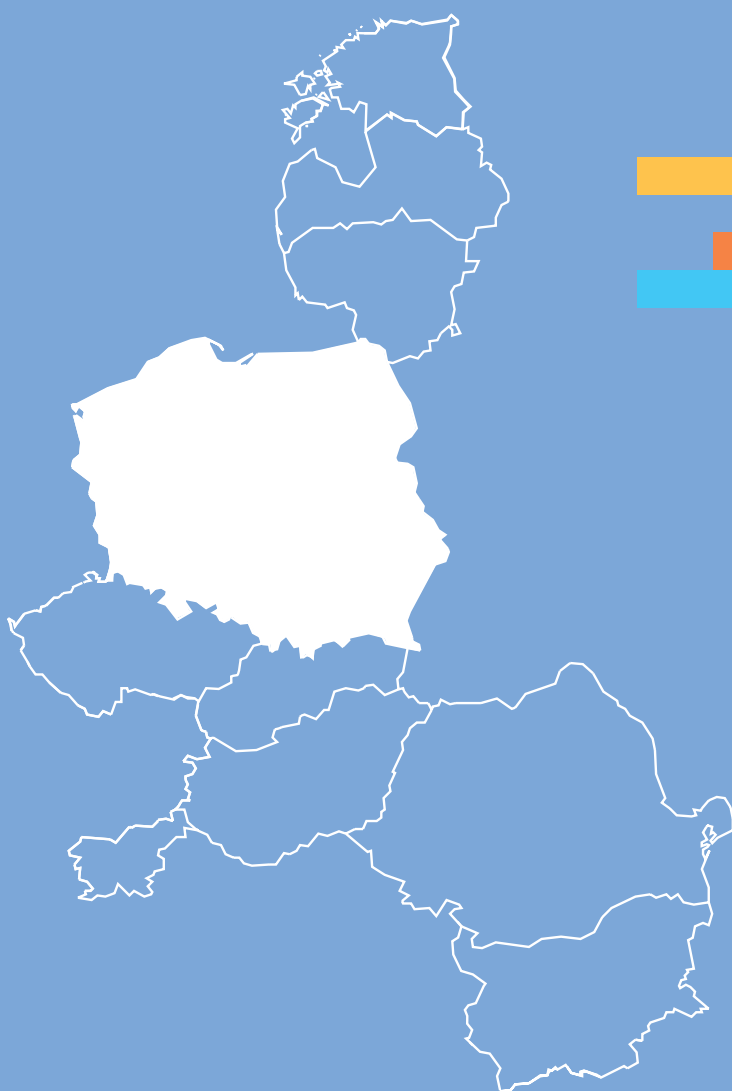
- About 100 publications both in the Lithuanian and English languages each year
- Press releases on a regular basis
- Annual calendar of press releases published in advance
- Release of information to all users at the same time
- Subject to protection of confidentiality, anonymous individual records made available for academic research and secondary analysis
- Strategic paper for 2002-2004 foresees procedure for informing respondents of survey results
- User satisfaction survey questionnaire sent with publications and available on the web site

Conclusion

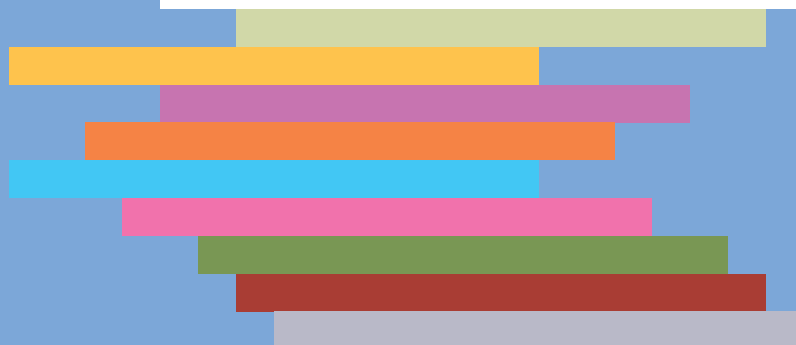
Through the implementation of its strategy and the reorganisation of its regional offices, the Lithuanian statistical system has the capability to support the statistical output required of a country joining the European Union.

There is already a good level of compliance with the requirements of the *acquis communautaire*. Remaining problems have been identified and operational solutions sought.





Poland



Central Statistical Office

Al. Niepodległości 208

PL-00925 Warszawa

Tel: +48 22 608 30 00,
+48 22 608 30 01

Fax: +48 22 608 38 63

E-mail: dissem@stat.gov.pl

Web site: <http://www.stat.gov.pl>



Poland **Polska**

Country Profile

Geographic co-ordinates	52 00 N, 20 00 E
Area	312 685 km ²
Climate	Temperate with moderately severe winters and wet summers
Administrative Divisions	16 provinces (<i>voivodships</i>)
Capital City	Warsaw 1.6 million inhabitants (2001)
Population and Growth Rate	38.6 million, - 0.03 % (2001)
Nationality	Polish
Ethnic Profile	Polish 96.7 %, others
Religion	Roman Catholic 95 %, Eastern Orthodox, Protestant
Official language	Polish
National Currency	1 zloty = 100 groszy
Exchange Rate against Euro	1€ = 4.4 zloty (Quarter III, 2003, New Cronos)
System of Government	Parliamentary Republic
Executive Power	President & Council of Ministers
Head of State	President elected for five-year term of office in direct elections
Head of Government	Prime Minister, appointed by President and approved by the Sejm
Legislative Power	Bicameral Parliament; the Lower House (<i>Sejm</i>): 460 seats, elected under proportional representation and serve a four-year term; the Higher House (<i>Senat</i>): 100 seats, elected by majority vote on provincial basis and serve four-year term
Judicial Power	Courts and tribunals
National Holiday	Constitution Day: 3 May, Independence Day: 11 November

Pre-Accession Milestones

1988

Establishment of diplomatic relations between Poland and EU

1989

Poland joins Phare Programme

1991

Poland signs Europe Agreement (16 December)

1994

Europe Agreement of Association enters into force

1994

Poland submits an official membership application for EU membership on 8 April

1998

Official negotiations for EU membership launched and screening for EU accession began in March

2003

Treaty of Accession

2004

Target year for EU accession

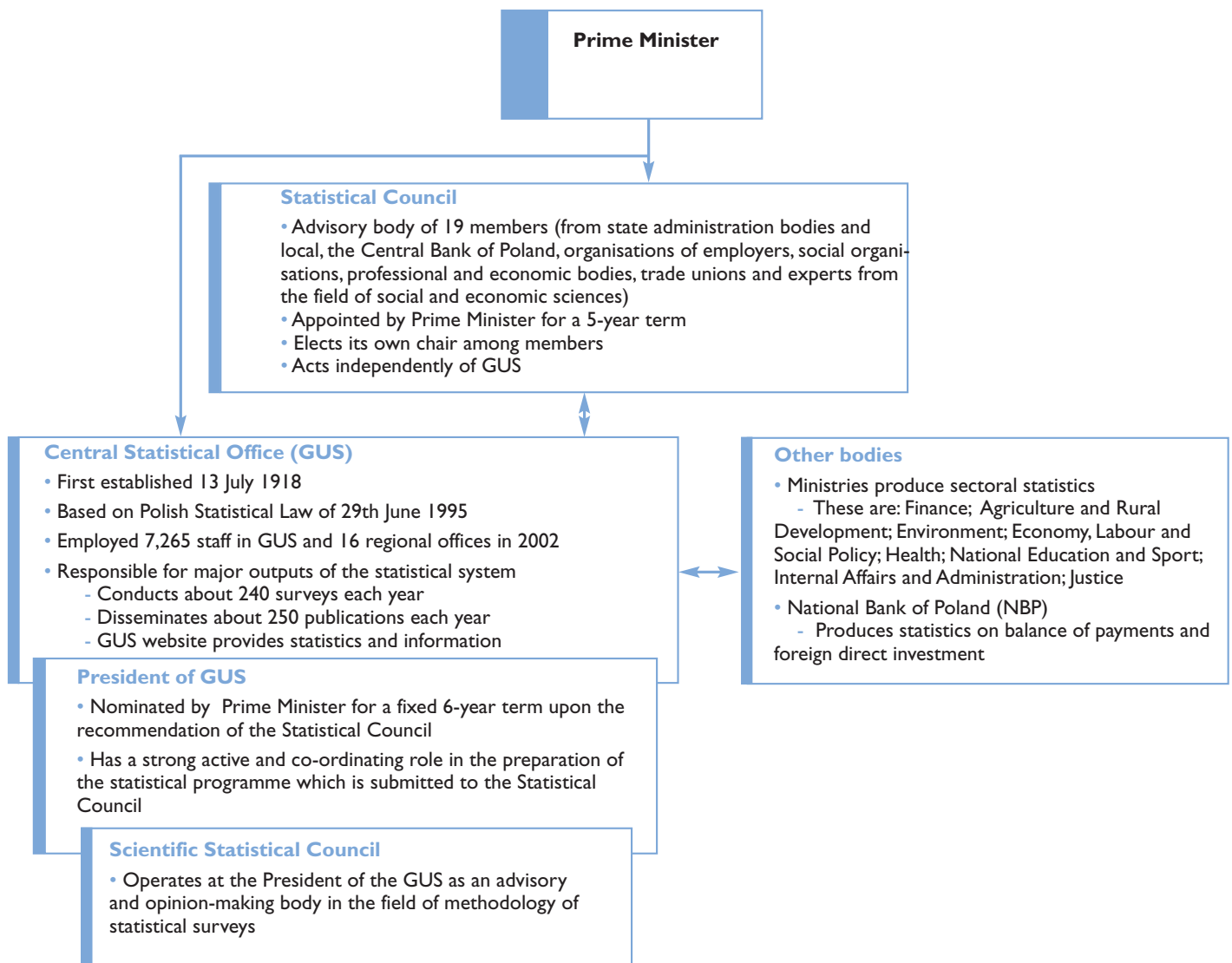
Official Statistics in Poland

Poland is moving steadily towards being fully compliant with EU statistical regulations

Overview

- Central Statistical Office (GUS)
- Modern and sound legal framework
- Independent governing body with credibility and independence
- Employs over 7,260 people in the central and sixteen regional offices
- Strict government control on costs but increased productivity
- Over 240 surveys and about 250 publications each year (GUS and regional offices)
- Population Census and Agricultural Census in 2002

The Statistical System of Poland



The organisation

The Central Statistical Office (GUS) has the responsibility for compiling and publishing most of the statistics. Some government ministries produce data on specific sectors such as public finances, government expenditure, justice, health, education and partially on agriculture. The National Bank of Poland provides monetary statistics, balance of payments details and data on foreign direct investment.

The legal basis

The legal basis for statistics in Poland is well established and covers the GUS and other producers. The Statistical Law is modern. It was enacted in 1995 and amended in 1996, 1997, 1998 and 2001. Recognising the needs of a wide variety of users, the law provides a sound basis for producing statistics of good quality that will support public policy needs and command public confidence. The law requires compulsory responses for business surveys and censuses. Household and personal surveys are voluntary.

Objectives covered under the law include the following:

- Collection of data from entities and individuals
- Confidentiality of information
- Access to administrative records for statistical purposes
- Access to statistical information for all users
- A supervisory and advisory Statistical Council
- An annual programme
- The appointment of the President of the GUS
- The maintenance of a business register

The management of the GUS

The President of the GUS is appointed by the Prime Minister for a fixed six-year term on the recommendation of the Statistical Council. His role is defined in the Statistics Law and he has a strong co-ordinating function in the preparation of the annual statistical programme. Other areas under the responsibility of the President include:

- Organising and conducting surveys and determining their methodology
- Collecting, organising and analysing data
- Conducting censuses
- Developing classification standards and interpreting them
- Disseminating statistical information
- Demographic and economic forecasting
- Maintaining registers
- Making and announcing international comparisons
- Conducting statistical research
- Promoting knowledge about statistics

The Statistical Council is appointed by the Prime Minister for a period of five years. It consists of 19 high-level representatives of the major ministries, the business community and other users or producers of statistics. It is an advisory body to the Prime Minister and has the status and independence to provide credibility and weight to the advice it offers. The Chair is elected by the members and the President of the GUS attends meetings of this Council.

The Council's functions include the following:

- Determining annually a draft programme of surveys for the coming year, on the basis of the proposals prepared by the President of the GUS
- Submission of this draft programme of surveys based on official data to the Prime Minister as President of the Council of Ministers
- Recommendations on conducting new and periodic surveys and relating to methods and preparations, planned for a period of ten years
- Evaluating the implementation of the programme of surveys and giving opinions on significant issues concerning the development of official statistics
- Providing opinions on the appointment and recalling of the President of the GUS
- Providing an opinion of the budgetary provision for statistical surveys

The annual programme covers the statistical work of the GUS, the ministries and the National Bank of Poland. The President of the GUS consults with a wide range of contributors and users, including members of the Statistical Council, in order to prepare the draft of this programme. All mandatory surveys must be included, as once approved, the programme will be carried out under the Law on Official Statistics.

Structure and staffing of the GUS

The President of the GUS is supported by four Vice-Presidents, for economic statistics, social statistics, administration and technical services, plus a civil service director. The central office is in Warsaw, but approximately 89% of the 7,265 employees are in the sixteen offices that correspond to the regional administrative division of Poland. The offices carry out local tasks, such as data collection, maintaining the business register and issuing publications. Most of them are also allocated to central projects that may include developing new methods or launching new surveys that will subsequently be implemented nationally. The head of each regional office is accountable to the GUS President.

Since 1 January 2002, the GUS has new statutes according to the Prime Minister Regulation. The aim of the changes is to strengthen the responsibility of divisions and directors for modern statistics meeting current needs. The number of divisions and bureaux (22 before reorganisation) has been reduced to twelve.

In 2002, the reorganisation of the regional statistical offices network has been completed. Currently 73 offices are operating, employing 6,500 officers. The GUS has an extensive operational capacity and appropriate staff expertise to carry out its large range of activities. Of the total staff, 85% are female, 44% are over 45 years and nearly 39% have tertiary education. Increasingly, IT is being used to achieve greater efficiency in data collection and processing. This will enable staff to have higher value roles in analysis and conceptual development.

The essential element of the GUS staff policy is the training system. In accordance with the law on civil service, general and specialised training is organised. General training on IT, information security, law, and foreign languages is common for the whole public administration and the specialised training concerns statistics. Over 2,000 staff are provided with training each year, mostly carried out in GUS training centres.

Funding

Excluding national and agricultural censuses, the annual budget for 2002 was €59 million. The above mentioned sum is allocated for activities implemented by the GUS and regional statistical offices. The rules of budget spending are described by the law on public finances. The budget's execution is controlled every year by the Supreme Chamber of Control.

Co-operation

The Law on Official Statistics recognises the needs of a wide variety of users. The planning processes are thorough and involve both government and other users in the wider community, especially in the preparation of the statistical programme.

The main scientific support comes from the Economic and Statistical Research Centre. This comprises about 40 staff and is jointly funded by the GUS and the Polish Academy of Science. The centre carries out methodological research and development covering both economic and social areas.

Within the GUS there is a scientific committee of university professors. It offers advice to the President on methodological issues.

Information technology and methodology

Compared to practice in many EU Member States, the GUS carries out a significant number of very large surveys employing exhaustive coverage of businesses. The result is that the statistics produced should be of very high quality and capable of

providing the basis for finer levels of analysis compared to systems that are more dependent on sampling.

The GUS has benefited from a number of technical support programmes (especially Phare) that have permitted investment in information technology and communication. There is a wide area network connecting regional offices, local area networks and over 300 file-servers.

In general, data input and editing is carried out in regional offices using software written by the GUS staff. Scanners are also used for data capture and this has increased considerably following the 2002 censuses.

The output

Classifications

Great progress has been made and most Polish classifications (CPA, NACE, COICOP, NUTS, PRODCOM) are already in line with the European and UN standards. As these evolve in the future, development will continue, at the same time ensuring that Polish user requirements are met. In a number of cases where no EU classification standards yet exist, the GUS has developed standards for national purposes while taking into account the UN recommended practices.

National versions of the following classifications are also being used: Combined Nomenclature (CN), Classification of Types of Constructions (CC), Single European standard statistical classification of environmental protection activities and facilities and ISCED 97.

The classification by broad economic categories is used internally only in the statistics sector.

At the same time, NST 2000 and the Framework for Cultural Statistics (FCS) are being prepared.

In addition, national versions of classifications are being updated according to the changes introduced in the EU standards.

Business register

According to the law on official statistics, the Central Statistical Office runs the National Official Register of the National Economy Units (REGON). REGON, by law, can not be updated from statistical sources.

To make the full survey service efficient, in particular to have as wide an information scope as possible and in order to use all accessible data, in particular the survey results, the GUS also runs the statistical register BJS. This was created as a sampling frame for all surveys conducted by the GUS on the population of Polish national economic units. It contains information from surveys and other sources, including administrative data.

Demographic and social statistics

In 2002, the GUS carried out the combined Censuses of Population and Housing and Agriculture, using advanced IT. The previous Population Census was in 1988 and the previous Agricultural Census was in 1996.

The National Population and Housing Census was carried out in May 2002. It was prepared according to the UN/Eurostat recommendations for the 2000 round of Censuses of Population and Housing in the ECE region. The scope of information includes nearly all core topics and the majority of non-core topics. Results are tabulated according to the UN/Eurostat programme.

Demographic statistics fully comply with the recommendations of Eurostat.

Labour market surveys are conducted monthly, quarterly and annually. The monthly ones cover construction, energy, hotels and restaurants, manufacturing, mining, real estate, trade, transport and communications, plus other community, social

and personal services. The labour force survey produces quarterly estimates consistent with the ILO definitions and meeting almost all European requirements.

Macro-economic statistics

Polish national accounts are essentially compliant with the European Union requirements and are a particular strength of the GUS. The necessary organisational and methodological changes have been made in 2002 to meet the EU requirements more thoroughly. In 2003, Poland plans to speed up the calculation of a full set of annual accounts as well as to introduce categories that until now have not been included in the data set. Quarterly accounts are published 80 days after the end of the quarter compared to a European requirement for 70 days. To produce the figures earlier will require accelerating the survey of non-financial corporations. Public finances need further regulatory changes to ensure compliance with ESA 95.

Business statistics

With regard to structural business statistics, the GUS provides complete coverage of activities, enterprise size and legal form, including data on local units.

Each year detailed information on direct foreign ownership is collected. As the register here is not sufficiently up-to-date, since 2002, questionnaires have been sent to all legal units potentially having foreign capital with ten or more employed persons, to all smaller entities which declared foreign ownership in the former survey and to those smaller units which were newly registered during the last year as units with foreign ownership. This makes in total about 75,000 units to be surveyed.

A comprehensive monthly production survey covers construction, manufacturing, trade and services for the value of production sold, employment and salaries. Since 2001 the survey has been enlarged to include PRODCOM questions annually on quantity and value of selected groups of products and monthly on quantity of products.

The index of production for manufacturing is derived from a monthly survey on production sold.

The GUS also carries out surveys on business trends. They are very important as a short-term indicator for users and the results are transmitted to the European Commission.

Intensive work aiming at the change in the system of obtaining statistical data from rail, road, air, sea and inland waterways transport is taking place. From 1 January 2004, statistical data concerning those areas should be compliant with the regulations adopted by the Council and the European Parliament.

New classifications on groups of standard goods in transport (NTS2000), developed jointly by Poland and France have been accepted by the Member States and will replace those currently used.

Tourism data are collected and will be published with the frequency required by the EU Directive by January 2004.

Monetary, financial, external trade and balance of payments statistics

Monetary statistics are the responsibility of National Bank of Poland (NBP) and work is in hand to improve the measuring of flow statistics.

Yearly financial accounts are produced by the GUS, but currently with a long delay after the year-end. It is intended to reduce this delay to nine months.

The lack of a suitable IT system in customs offices makes the collection of external trade data extremely labour intensive. The project to resolve this is due to be operational in 2003.

For the last seven years, the GUS has conducted a survey on non-registered external trade. The intention is to continue this as a jointly funded exercise with the NBP.

At the moment intensive work is underway in Poland to implement the INTRASTAT system. Following Eurostat recommendations, an INTRASTAT pilot survey has been conducted since November 2002.

The NBP is starting to use foreign trade data in its quarterly balance of payments accounts. For geographical classifications, the NBP will treat the EU/rest of world split as the highest priority and will extend beyond this to major trading partners later.

Almost fully compliant with OECD/EU requirements, foreign direct investment data are the responsibility of the NBP and is now produced using the NAICS breakdown.

Agricultural statistics

The Agricultural Census 2002 is harmonised with the farm structure survey 1999/2000. Based on these results, the list frame and sample design will be created for the 2005 and 2007 farm structure surveys. The typology of agricultural holdings is under preparation with close co-operation between the GUS and the Institute of Agriculture and Food Economics. Work on preparing the 2002 Agricultural Census data for EUROFARM database is continuing.

Crop production statistics fully comply and further development and modification of surveys are continuing. From 2002, the scope of surveys on vegetables was extended to separate different varieties. Crop production supply balance sheets are fully compliant with EU requirements.

Regarding animal production, there is a full compliance for livestock but only partial compliance in processed dairy products and production forecasts (GIP). From 2002, new full surveys have been introduced monthly to make statistics of slaughtering and egg production fully compliant. The supply balance sheets of meat and eggs have been sent to Eurostat. The balance sheet on milk will be finished shortly.

Other statistics

The GUS is considering Eurostat's proposal concerning creation of 6 - 12 units on future NUTS I level. The existing national Nomenclature of Territorial Units for Statistical Purposes (NTS) divides Poland into the following NTS levels: NTS 1 - the whole country; NTS 2 - 16 voivodships; NTS 3 - 45 sub-regions; NTS 4 - 379 poviats and NTS 5 - 2,478 gminas. The recalculated regional data into the new territorial division is available from 1995 (NTS 2 and partly NTS 3 levels) and some population statistics for the year 1990 (NTS 2).

The GUS has a very long and rich tradition - going back to the early 1980s - in the field of innovation surveys. Since the mid-1990s, innovation surveys carried out by the GUS are fully in line with international methodology provided by the OECD and Eurostat. In addition to the CIS-type periodic comprehensive surveys, the GUS also conducts concise yearly innovation surveys in the manufacturing sector covering selected basic activity variables.

Presently, sources of information of the GUS on the environment cover approximately 50% of the entire information base. About 30% of data come from statistics and internal information systems of ministries, other central offices and administrative sources. The remaining 20% are sub-systems of the State Monitoring of the Environment. The GUS is going to increase the scope of data from administrative sources.

In view of the new law on waste, the main source of information in this domain will be a hierarchical integrated administrative system and the central database will be placed in the Ministry of Environment. This system is now under development and will include the whole information chain starting from Regional Inspectorates up to the Ministry, which will also be responsible for international waste reporting. Once the integrated system comes into force after testing, the GUS activities on waste collection could end. However, it is important that experience with the present system is used in

the best possible way and that time series are not lost. First data for 2004 from this new system are foreseen in 2005. Under the law on waste of 27 April 2001, surveys on waste have been conducted on the basis of a new list of categories compatible with the European classifications. Additionally, new categories have been introduced into the official statistics 2003 and 2004, concerning packaging and products.

Regarding environmental investments and expenditures, the system is nearly fully adapted to the European requirements. In the second half of 2002, the sample survey on current expenditures was conducted for section D of NACE Rev. I. The information was sent to Eurostat in January 2003.

The information

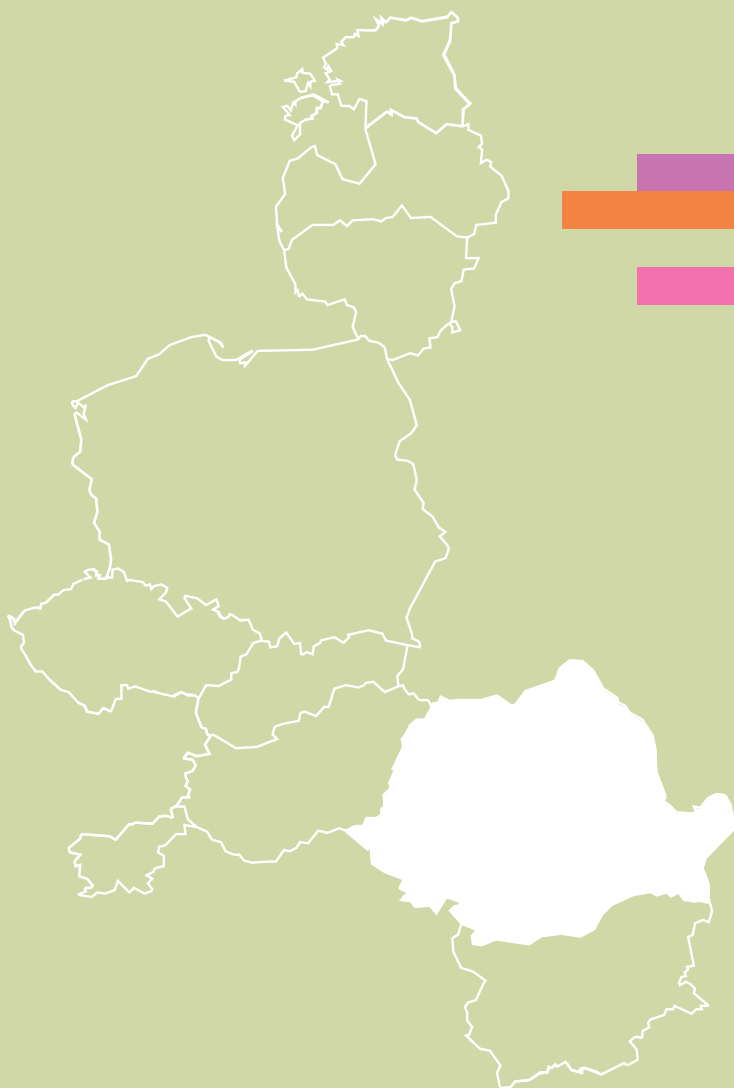
- The GUS and regional offices have a good communication policy
- About 250 regular publications each year
- Detailed release schedule announced in advance for key regular outputs
- Well attended monthly press conferences carried out by the top management
- Release of information made available to all users at the same time through paper, fax and electronic means
- Anonymous individual data records are made available for academic research and secondary analysis, subject to the protection of confidentiality
- Key figures communicated through announcements by the President of the GUS, in the government journal "Monitor Polski" and in the journal of the GUS
- Wide range of information also available on CD and on the Internet www.stat.gov.pl

Conclusion

Poland has made substantial progress towards EU requirements and generally is either fully compliant or almost so. The GUS has a well-developed statistical infrastructure. The legal and administrative framework is sound. The survey programme is supported by a well-developed communication policy.

The Law on Official Statistics allows the GUS to have access to administrative systems for statistical purposes, which will be particularly useful for developing the new business register.





Romania





Romania România

Country Profile

Geographic co-ordinates	45 00 N, 25 00 E
Area	238 391 km ²
Climate	Temperate; cold, cloudy winters and sunny, dry summers
Administrative Divisions	41 counties (<i>judete</i>) and Bucharest Municipality
Capital City	Bucharest (1.9 million inhabitants - 2002)
Population and Growth Rate	21.7 million, - 0.28 % (2002/2003)
Nationality	Romanian
Ethnic Profile	Romanian 89.5 %, Hungarian 6.6 %, Roma 2.5 %, others
Religion	Orthodox 86.7 %, Roman Catholic 4.7 %, Protestant 3.3 %, others
Official language	Romanian
Currency	1 leu (Rol) = 100 bani
Exchange Rate (1 st Quarter 2002)	1€ = 37 410 rol (Quarter III, 2003, New Cronos)
System of Government	Republic
Executive Power	Government (appointed by Prime Minister)
Head of State	President elected for four-year term by popular vote
Head of Government	Prime Minister; appointed by President
Legislative Power	Bicameral Parliament (<i>Parlament</i>); Senate 140 seats, Chamber of Deputies 327 seats; all members are voted by direct popular vote on proportional representation to serve four-year term
Judicial Power	Supreme Court of Justice
National Holiday	Unification Day (of Romania & Transylvania): 1 December (1918)

Pre-Accession Milestones

1974

Romania signs EC agreement on Generalised System of Preferences

1980

Romania signs Agreement on Industrial Products

1990

Establishment of diplomatic relations between Romania and EU

1993

Romania signs Europe Agreement of Association

1995

Europe Agreement comes into force

1995

Official application of Romania for EU membership on 22 June

2000

Romania begins accession negotiations with EU

2003

19 out of 31 chapters of the *acquis* provisionally closed by June

2007

Romania's target date for EU accession

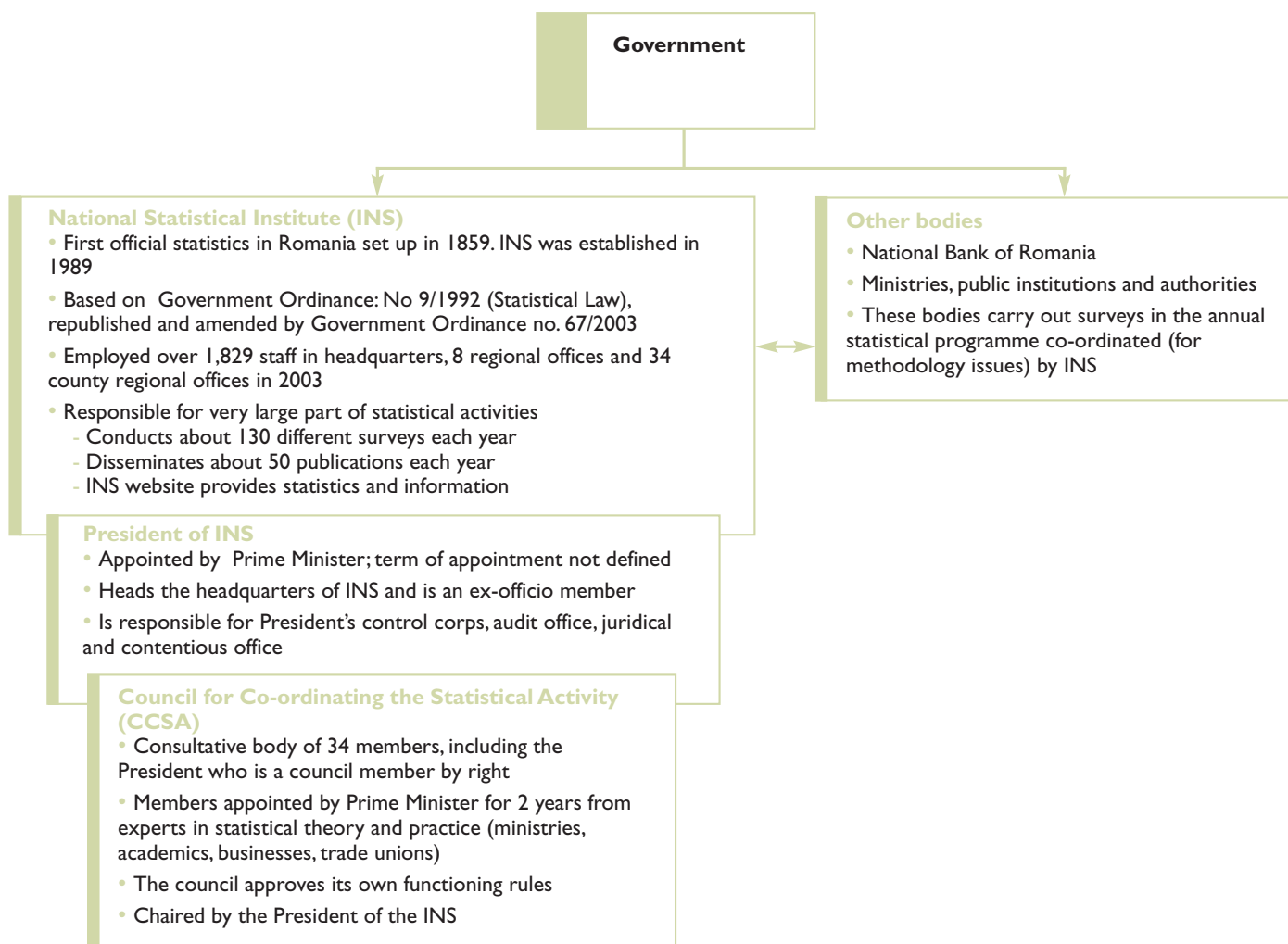
Official Statistics in Romania

Romania now has the strategic framework that will allow it to integrate its statistical system with those of the EU

Overview

- National Statistical Institute of Romania (INS)
- Legal framework amended in 2003
- Council for Co-ordinating Statistical Activity
- President of the INS appointed by Prime Minister
- 1,829 staff and 8 regional offices and 34 county offices
- About 130 surveys and 50 publications each year
- Population and Housing Census in March 2002
- General Agricultural Census in December 2002 - January 2003

The National Statistical System of Romania



The organisation

The National Statistical Institute (INS) is the key organisation in the official statistical services of Romania. It is responsible for the national direction of statistical activity and activities at the county level. In addition, it co-ordinates the methodologies in the statistical divisions of the National Bank of Romania (NBR) and other public institutions and authorities. The INS is subordinated to the government and financed by the state budget. In addition, there is a Council for Co-ordinating the Statistical Activity that, under the law, has an important role in defining the general strategy of the whole national statistical service.

Government Decision no. 765/2003 provides for the organisation and functioning of the INS, including the main tasks of the statistical office, of its top management, as well as the organisational structure.

The legal basis

The organisation and the functioning of the official statistics system in Romania is regulated by a government ordinance of 1992, amended several times with the latest amendment Government Ordinance no. 67/2003 (published in the Official Journal of Romania no. 618/ 30.08.2003). The ordinance details the general duties of all bodies constituting the national statistical system including the National Bank of Romania. It also includes the basic principles regarding the official statistics organisation, protecting its professional independence.

Under this ordinance, the organisation of the public statistics is based on the following principles:

- Statistical autonomy; confidentiality; transparency
- Relevance; proportionality; statistical ethics; cost-efficiency

There are new provisions in the ordinance concerning the access to confidential data for scientific purposes and maintaining anonymity regarding data on individuals and enterprises.

An internal document within the INS was drawn up on technical norms for ensuring statistical data confidentiality.

In addition, there are Government Decision no. 295/2003 (OJ no. 211/01.04.2003) on the organisation and functioning of the National Centre for Training in Statistics (NCTS) and Government Decision no. 1504/2002 on the legal basis for the dissemination of Romanian statistical information.

To conduct some of the most important surveys, such as the Population and Housing and the Agricultural Censuses, special legal acts are also required.

The strategy for the development of the national statistical system during 2003 - 2006 was endorsed by the Council for Coordinating the Statistical Activity and approved by the order of the INS President.

The management of the National Statistical Institute

Since June 2003, following the establishment of the measures related to the setting up, organisation, re-organisation or operation of some bodies within the working environment of the government, the National Statistical Institute became directly co-ordinated by the Prime Minister. The Institute remains a specialised body of the central public administration, with legal status, subordinated to the government and financed from the budget allocated to the government General Secretariat.

The Institute reorganised its management in July 2003, following the government changes. The number of Vice-Presidents has been reduced from two to one, the Vice-President having complex responsibilities, among which is the co-ordination of activities related to the European integration.

The President has been replaced by one of the former Vice-Presidents and the number of staff at headquarters has been increased to about 490, by re-allocating 32 member staff from

the territory and by hiring new staff for the preparation of INTRASTAT.

According to the provisions of Government Ordinance no. 67/2003 in addition to its staff, the official statistics services are authorised to contract out collecting data to external statistical agents.

Continuous transposition of the statistical *acquis* is ensured on a yearly basis, by the adoption of the Programme for Statistical Research, which is prepared by the National Statistical Institute and agreed by the Council for Coordinating the Statistical Activity, which has a highly important role concerning the definition of the general strategy of the national statistical system.

This Council for Coordinating the Statistical Activity (CCSA) is concerned with the analysis and endorsement of the development strategy for the national statistics system, the INS activity reports and the Annual Programme of Statistical Surveys. The Council was strengthened in 2003 to comprise 34 members including the President of the INS (who is member by right) and representatives of the Romanian Academy, higher education institutions, research institutes, ministries and/or other specialised bodies subordinated to the Government, the Romanian National Bank, trade unions, employers' associations, media and professional associations.

The INS Board of Directors is the consulting body of the INS. It discusses the most important aspects concerning the activity of the Institute. It implements the decisions of the INS President and endorses the reports presented by the department leaders and by the subordinated services.

The Committee for Methodological Endorsement (CME) was created in 1998 to be the professional authority within the INS responsible for approving the statistical methodologies. It consists of 21 experts employed by the INS whose activity is carried out in working groups of a minimum of seven members

by domains. Depending on the complexity and the specificity of the subjects in discussions, other experts from various institutions, from the statistics community or the academic world can participate as guests.

Structure and staffing of the National Statistical Institute

The network comprises the INS headquarters, eight regional divisions of statistics organised at the level of counties that are centres of development regions and 34 county directions of statistics, organised at the level of the remaining counties as decentralised public services, without legal status.

The total staff in mid-2003 was 1,829, with 77% in the regional and county offices. The structure of staff by age is well balanced between the younger staff (57% under 45 years) and the statisticians with more experience. About 79% of the INS staff are female and 61% have higher educational qualifications.

The Publishing House Romanian Statistical Review and the National Centre for Training in Statistics are also subordinated to the INS, functioning as public institutions with legal status, entirely financed from their own funds.

The National Centre for Training in Statistics (NCTS) has the following objectives:

- Continuous professional training of personnel in the official statistics services in various fields of statistics, the economy, information technology and other related sciences
- Promoting statistical culture in the central and local administration system, in national companies and enterprises, in public corporations, trading companies, public and private legal entities
- Professional training of public employees who are working for the first time in official statistics services
- Contracting documentation, research, training, assistance and consulting activities and other services for universities, public authorities and institutions or other legal or natural entities

The NCTS has four training rooms provided with the necessary communication and presentation equipment to carry out its teaching activity.

As is often found in national statistical systems, salary levels in the Romanian INS are lower than in the public administration generally. This has a negative effect on talented graduates.

Funding

Official statistics in Romania are financed by central government. For each survey the annual programmes include the estimated costs and the financing source. The annual budget proposal has to be submitted in some detail by the INS and approved by government. In 2002, the basic budget was €9.5 million. The ministries producing official statistical data include in their own budgets the costs of their statistical activities. Extra expenditure was allocated to the budget for census operations.

There is no flexibility in changing the initial allocation of the items of the budget. If there is a need to move funds from one item to another, a special approval of the government is necessary. Control of the budget within the public administration is very strict but only in global terms and not in connection with the importance of each project.

Co-operation

The NBR (National Bank of Romania) and various ministries are both producers and users of official statistics. The relations between the INS and the ministries are subject to protocols regulating the duties of each concerning the exchange of data. There are 45 protocols concluded with the ministries.

The tasks of the regional offices related to the national statistical work programme are, in practice, essentially the collection of statistical data and the production of some specific regional data and publications.

Information technology and methodology

Using funds from the Phare programme, the INS has proceeded with an initial modernisation of its IT. The headquarters and the regional offices are connected and the IT is up-to-date. Programmes for statistical data have been developed in-house to reduce dependency on external suppliers and costs.

Under the Project Preparation Facility (PPF) and with the assistance of an external consultancy, an IT development strategy was drawn up and approved by the INS top management in July 2003. The strategic objectives foresee the modernisation and automation of statistical data collection and processing, the modernisation of statistical information dissemination, the development of the IT network within the national statistical system and the implementation of a global antivirus solution.

The INS has the capability to design the surveys included in the annual programme and to develop the statistical methodologies required. However, the INS President has the possibility to contract out specialised services to achieve surveys, analyses and statistical studies.

The output

Classifications

The Romanian statistical system has adopted all of the most important economic and social classifications in compliance with EU and international standards. Among these are NACE, CPA, PRODCOM and COICOP.

The new versions of the Classification of Activities of the National Economy - CANE 2002 and the Classification of Products and Services associated to Activities - CPSA 2002 were finalised at the end of 2002 and comply fully with EU requirements. They were used in the 2003 statistical surveys for codifying the main activity of economic units. CANE 2002 was

implemented within the Trade Register for the registration of newly created enterprises.

INS Romania created the first national version of PRODRAM list in 2000. Each year the list is updated according to the yearly changes of PRODCOM.

Registers

The Romanian business register is called REGIS and was built up during the 1990s.

It includes:

- All non-financial enterprises
- All financial and insurance enterprises
- The National Bank of Romania
- Public administration entities
- Social security institutions
- Non-profit institutions
- Physical persons and family associations carrying on an economic activity

The fiscal register is the main source of REGIS, but it is not exclusive. The trade register is also used as a control of source quality. As there is a legal obligation to report to the fiscal and VAT registers about the new units from which the information is transferred to monthly REGIS, this statistical register is always sufficiently updated.

Vital statistics are based on the register of civil offices at commune and town level. Data on internal migration is obtained also from administrative records based on the obligation to register changes of permanent and temporary residence. All data is transferred to the INS on a monthly basis. Information on legal international migration is obtained directly from the Ministry of Administration and Interior. There are no estimates of illegal migration.

There is a population register under the responsibility of the Ministry of Administration and Interior, but it is not used for statistical purposes.

Demographic and social statistics

Romania has detailed demographic and social statistics compiled partly by the INS and partly by ministries or agencies. Some minor changes and extensions are needed to meet the *acquis communautaire*.

The Population and Housing Census was carried out in March 2002. The general results were published in June 2003. After carrying out a micro-census of protected children at the same time, these final results were published in May 2003.

Since 1996 the INS has carried out a quarterly continuous labour force survey. The methodology meets the ILO/Eurostat standards. The survey is providing information at the level of NUTS 2 for main indicators.

The first quality report on the organisation and results of the 2000 households labour force survey (LFS) was drawn up.

The data obtained from the complementary survey on employment of disabled persons were analysed and the results were published in October 2002.

A complementary survey on the characteristics of lifelong learning was designed and conducted in the second quarter of 2003. The results will be available at the end of the year. Data about the structure of earnings, labour costs and hours worked are obtained from a system of enterprise surveys. Data on monthly earnings are published as average gross and net monthly wages broken down by economic activity and by ownership type but not by region. Data on labour costs are published as monthly labour costs per employee and hourly labour costs, broken down by economic activity and by ownership. Information on full time and part time employees is also available annually.

The design of the experimental survey on earnings structure was finalised by the end of 2002 and the survey results will be available at the end of the third quarter 2004.

A household budget survey (HBS), living conditions survey (LCS), time use survey (TUS), health survey (HS) and continuous vocational training survey (CVTS) were carried out in 2000. From 2001, only HBS and LCS are annual and other surveys will be carried out at longer intervals in accordance with international recommendations.

Exhaustive surveys on all educational units from the public and private sectors provide information on the number and the endowment of schools and on the number of pupils and teachers.

Statistical surveys on public and private health units, which are conducted yearly, provide data on the structure of health care by areas, personnel, number of hospitalised persons, etc. The Ministry of Labour, Social Solidarity and Family provides the INS with information on the number of casualties (broken down by persons killed and persons temporarily unable to work) and the number of collective accidents by branches of economic activity. The Ministry of Health supplies the INS with data on occupational diseases.

Information on social state insurance and benefits for farmers is gathered from the Central Office for Pensions and Social Insurance. For others there is a quarterly statistical report for which the INS collects data. INS centralises and processes all information on pensions (amount paid) and pensioners (number) regarding different kinds of pensions and provides quarterly and annual detailed reports.

Annual data on tickets for treatment in medical centres and the state budget for social insurance are centralised at a general directorate of the Ministry of Labour and Social Solidarity and transmitted to the INS.

Information on social assistance is gathered by the Ministry of Labour, Social Solidarity and Family and transmitted to the INS.

A yearly exhaustive survey on cultural units in the private and public sectors such as libraries, theatres, and museums, delivers detailed specific information.

Macro-economic statistics

In Romania, 2000 is the most recent year that the final version of national accounts at current and previous year prices has been published. The semi-final version for 2001 and provisional for 2002 (GDP estimations) have also been published. Starting with 1998, the accounts follow ESA 95 both in terms of reference framework and detail of data. Quarterly GDP compilations were made for the first quarter 2003. At the same time, data were revised with a view to ensuring the coherence of provisional, semi-final and final versions of the national accounts.

The regional accounts for 2000 were finalised in December 2002.

The Ministry of Public Finances supplies the basic data for government financial statistics. The INS, NBR and Ministry of Public Finances are working together to ensure the use of the relevant international, and particularly EU, guidelines and standards. In February 2003, the financial accounts for 1999 were sent to Eurostat.

By the end of March 2003, Romania sent to Eurostat the tables related to the excessive deficit procedure. The data referring to 1999-2003 were evaluated in accordance with the ESA 95 methodology.

In order to achieve the exhaustiveness of national accounts, estimates of VAT fraud were made according to Commission Decision 98/527.

For price statistics, the existing CPI is based on weights derived from the 2001 household budget survey. The index coverage was widened in accordance with Eurostat recommendations. Beginning with January 2003, the nomenclature of goods and services used for the compilation of CPI included the mobile phone services and the compulsory car insurance. The INS also compiles producer prices and import and export unit value indices.

Business statistics

The business register is the main data source for setting up the sample frames used for various surveys on business carried out by the INS.

The structural survey covers non-financial (industry, construction, trade and services) enterprises, banks and insurance companies. It does not include sole proprietorships. From 2001, the structural business survey has been fully compatible with EU regulations for non-financial enterprises. In February 2003, the 2000 (final) and 2001 (provisional) data series were sent to Eurostat. Quality indicators were compiled and quality reports were issued with the 2000 SBS data, in accordance with the provisions of Commission Regulation 1618/1999.

There are monthly surveys on manufacturing, construction and retail trade. Monthly surveys provide data for the index of industrial production.

The euro-indicators relating to electricity and natural gas were introduced in the monthly reports sent to Eurostat from January 2003, as well as the JODE (Joint Data Exercise) reporting on crude oil and petroleum products.

Information was collected and data sent in accordance with the provisions of Directive 90/377 on the transparency of electricity and natural gas prices.

The design of EU compliant questionnaires was launched for monthly energy statistical surveys, which will begin in 2004, and which are part of the commitments assumed in the accession programme for statistics.

In the field of short-term industry and construction statistics, the preparatory work started on the change in the base year for indices compilation in accordance with the recommendations provided by Council Regulation 1165/98.

Certain priority indicators (industrial production index, industrial production price index, volume index in construction, turnover in industry, turnover index in retail trade) are now regularly transmitted to Eurostat. Based on the available data, the R&D benchmarking indicators for Romania were compiled for the 1995 - 2001 period and sent to Eurostat.

For distributive trade statistics, the 1999 base year was replaced by 2000, in accordance with Eurostat recommendations. Romania transmits the index volume of turnover without working days (WD) adjustment. The method of corrections of WD adjustment will be finalised in 2004.

In order to collect the data on innovation of goods and services and on technological processes, a statistical survey on innovation was launched in accordance with CIS 3.

Data on transport is gathered through statistical reports completed by autonomous bodies and companies from the public, private, mixed and co-operative sectors. The electronic forms for data collection at vessel/aircraft level were designed. The quarterly data for 2003 will be collected from harbour and airport administrations on an experimental basis.

Data on registered land vehicles is collected from the Ministry of Administration and Interior; for sea and river vessels, from the Ministry of Transport, Construction and Tourism.

Data on audio-visual services are collected from administrative sources and refer to film production, number of cinemas, audiences, number of performances, radio and television broadcasts.

The Ministry of Administration and Interior supplies information on international tourism. Foreign visitor arrivals by country of origin and Romanian visitor departures abroad are provided by transport used. A monthly survey is carried out on tourist arrivals and overnight stays by type of accommodation unit, by categories of comfort, by development regions and by tourism areas. To determine the amount of accommodation that exists, an exhaustive annual survey is carried out. A quarterly survey is carried out in travel agencies. This supplies information on the number of tourists booking through travel agencies, the tourism areas visited, the journey duration and foreign destinations. In 2002, the pilot survey on tourism demand by Romanian residents was carried out according to EU procedures. Beginning with 2003, this became a regular survey.

There is an exhaustive yearly survey on tourism accommodation units, providing data on arrivals and nights spent.

Monetary, financial, external trade and balance of payments statistics

Monetary and balance of payments statistics are the responsibility of the NBR and the most important statistics are in line with IMF standards.

Financial accounts are a part of the annual national accounts compilation. Since 1998, the financial accounts have followed ESA 95 both in terms of reference framework and detail of data.

The external trade statistics are compiled on a monthly basis as well as quarterly and annually. They are currently released 40-45 days after the reference months. They conform to international standards. The NBR uses this data in the compilation of the balance of payments.

The NBR compiles quarterly balance of payments statistics following the fifth edition of the IMF Balance of Payments Manual. The data on foreign direct investment is collected from banks and from customs for investments in kind.

The accession to the EU will require the adoption of the INTRASTAT system with the associated demands for quality and detail of data. INTRASTAT preparations are already under way after the adoption of the Government Decision no. 134/06.02.2003. This provides for the collaboration between INS, the Ministry of Public Finance (MPF) and the General Customs Directorate (GCD) to carry out the pilot project on INTRASTAT.

This collaboration is made effective through the signing of a general agreement between MPF, GCD and INS for the implementation of the Phare multi-country pilot project. INS designed the questionnaire (INTRASTAT declaration) and elaborated the methodology for data collection regarding the trade with EU Member States and candidate countries. MPF sent the questionnaires to those companies that form the pilot project sample and which provided data for the period January-March 2003.

The INS is responsible for preparing the methodology, design of questionnaires, statistical processing of data received from the Ministry of Public Finances, submitting the INTRASTAT data to Eurostat according to its requirements and disseminating the statistical data, both separately and together with the data resulting from EXTRASTAT system.

MPF will create and maintain the register; decide on the companies to supply monthly data and collect, check, validate and transmit the data to INS. During the preparation and testing of the system, in the framework of INTRASTAT pilot project (Phare multi-country Programme 2000) these responsibilities have been transferred to the General Direction of Customs.

Agricultural statistics

With the support of the current twinning covenant, several activities are continuing in the framework of the national Phare Programme 2000. Test surveys have been undertaken for animal production (January 2003), prices (March 2003), land use (May 2003) and crop production (July 2003). This has involved building relationships between the various national bodies involved: INS, Ministry of Agriculture, Forests, Waters and Environment and four other bodies reporting to the Ministry.

A prototype of a global statistical database for the farm structure survey (FSS) was finalised, the farm register analysis is ready and the farm register model drafted. The definition of an agricultural holding is being finalised and the design of the sampling plan for the FSS is being prepared.

For the land use survey, the technical documentation is ready, the surveyors selected, the interviewers trained and the first phase of the survey started.

For the livestock and animal production survey, the questionnaires and the methodologies are ready as well as the manual of the interviewers. The training of the interviewers has taken place. The field survey on livestock was done in July and August 2003, measuring the animal production between January and June 2003. The surveys on milk and on animal production in specialised enterprises started in June 2003.

On the agricultural prices surveys, the draft methodology of the computation of price indexes is ready and field operations are under development.

In accordance with the provisions of specific legislation, the General Agricultural Census took place between 2 December 2002 and 31 January 2003. The activities of checking and centralising the census data were finalised in February 2003 and the data for the follow-up survey were collected in order

to check the volume and the quality. Preliminary results of the General Agricultural Census were published in June 2003 and include analysis, tables with data at national level, by county and by region, various maps with a geographical breakdown of main indicators, graphs and brief methodological notes, as well as the results of the follow-up survey.

Other statistics

Since 1993, data on expenditure for environmental protection have been collected by a yearly statistical survey, directly connected to the structural survey on enterprises. Information referring to the quality of environmental factors is gathered through statistical/technical surveys or reports, by activity and at national level. The restructuring of this statistical field has been launched, primarily addressing institutional issues and the organisation of data collection.

Designing the surveys for waste statistics reached an advanced stage through the national Phare Programme 2001, environment statistics component, which will also enable production of water statistics, estimates of air emissions and a core set of sustainable environmental indicators.

Romania has a development policy that will make the collection of regional statistics easier in the future. Additionally, the Population Census will make it possible to produce an important set of intra-regional social and economic data.

Three statistical surveys at regional level were launched in 2003 using the support of the national Phare Programme 2000: demography of small and medium enterprises, road transport of goods and living conditions.

The INS established a set of quarterly statistical indicators that were included in a study drawn up by the territories and will be published at territorial level. The INS has launched a test project for a monthly bulletin issued by each county.

A vocational training programme for the staff of the INS and those in the territories was adopted, comprising about 30 courses addressed both by high officials and experts from regions and counties.

The obligatory use of electronic systems for statistical data collection was adopted by law no. 202/16.05.2003 (OJ no. 351/22.05.03). Through this act, the general framework for the functioning of the electronic system and the institutions responsible for specific tasks were established. The Ministry of Communication and Information Technology ensures the development, testing and the operational functioning of the electronic system until the end of the implementation phase on 30 June 2004, as well as the system exploitation during the implementation phase, through the General Inspectorate for Communication and Information Technology. The INS will ensure the management of the statistical data collection during the implementation phase. At the end of this phase, the system is to be entirely transferred to INS.



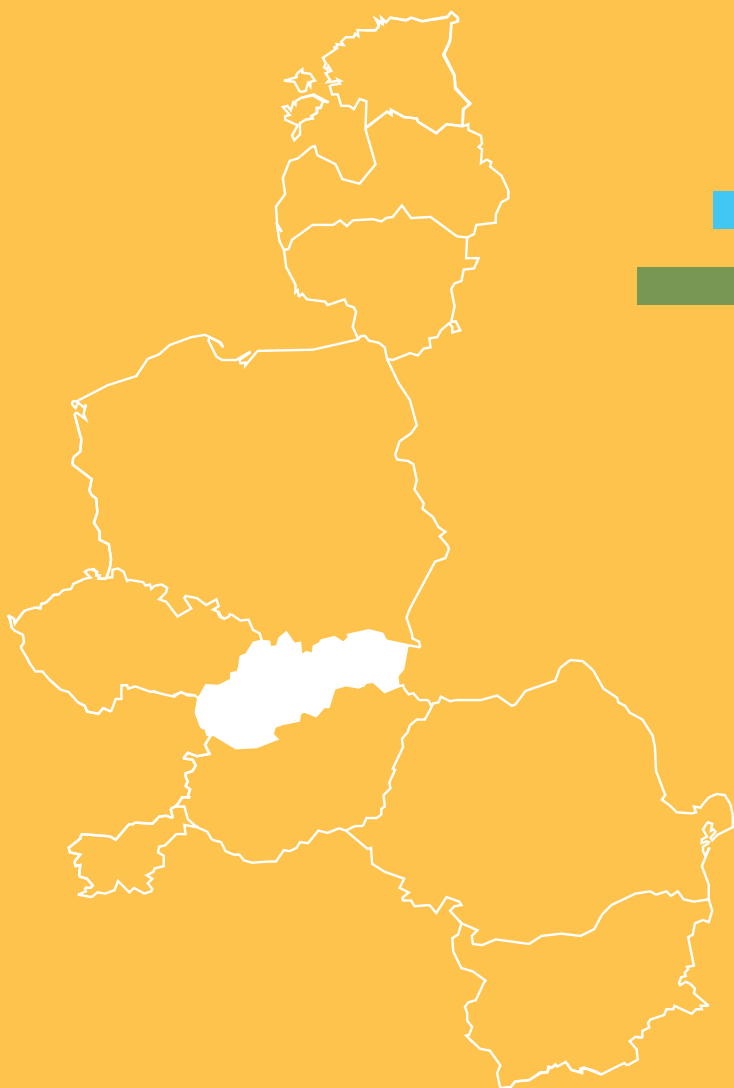
The information

- Publication shop at headquarters and distribution to regional offices
- Website www.insse.ro offers considerable range of general and key statistics
- Statistical Yearbook and Demographic Yearbook
- About 50 regular publications a year, some available in electronic version
- Press releases on a regular basis also available on website
- Calendar of press releases published in advance

Conclusion

Meeting the statistical requirements of the EU has been the main objective of the development of the Romanian national statistical system. Achieving full EU compliance is the central platform of its strategy.

All of the most important national classifications compatible with the international ones have been adopted. The business register is a good tool for statistical production and quality control. Important progress has also been made in the macro-economic field.



Slovak Republic



**Statistical Office of the
Slovak Republic**

Mileticova 3
SK-824 67 Bratislava
Tel: +421 2 50 236 334
Fax: +421 2 55 424 587

E-mail: elena.stavova@statistics.sk
Web site: <http://www.statistics.sk>



Slovak Republic Slovenská republika

Country Profile

Geographic co-ordinates	48 40 N, 19 30 E
Area	49 035 km ²
Climate	Temperate; cool summers; cold, cloudy, humid winters
Administrative Divisions	8 regions (<i>kraje</i>)
Capital City	Bratislava (0.4 million inhabitants)
Population and Growth Rate	5.4 million, - 0.02 % (2001)
Nationality	Slovak
Ethnic Profile	Slovak 86 %, Hungarian 10 %, other
Religion	Roman Catholic 69 %, Atheist 10 %, Protestant 6 %, others
Official language	Slovak
National Currency	1 Slovak koruna = 100 haliers
Exchange Rate against Euro	1€ = 41.7 Slovak koruna (Quarter III, 2003, New Cronos)
System of Government	Parliamentary Democracy
Executive Power	President & Government
Head of State	President elected for five-year term by popular vote
Head of Government	Prime Minister, appointed by President
Legislative Power	Unicameral National Council (150 seats); members are elected on the basis of proportional representation for a four-year term
Judicial Power	Supreme & Constitutional Court, Regional and District Courts
National Holiday	Constitution Day: 1 September (1993)

Pre-Accession Milestones

1989

Establishment of diplomatic relations between Czechoslovakia and EU

1993

The Slovak Republic signs Europe Agreement

1995

Europe Agreement of Association enters into force

1995

The Slovak Republic submits an official membership application for EU membership on 27 June

1999

The Slovak Republic accepted by EU Member States as candidate in December

1999

The Slovak Republic submits a revised version of the National Program for Adoption of the *Acquis* in May

2000

Official opening of accession negotiations

2003

Referendum on accession to EU conducted on 16-17 May

2004

Target year for EU accession

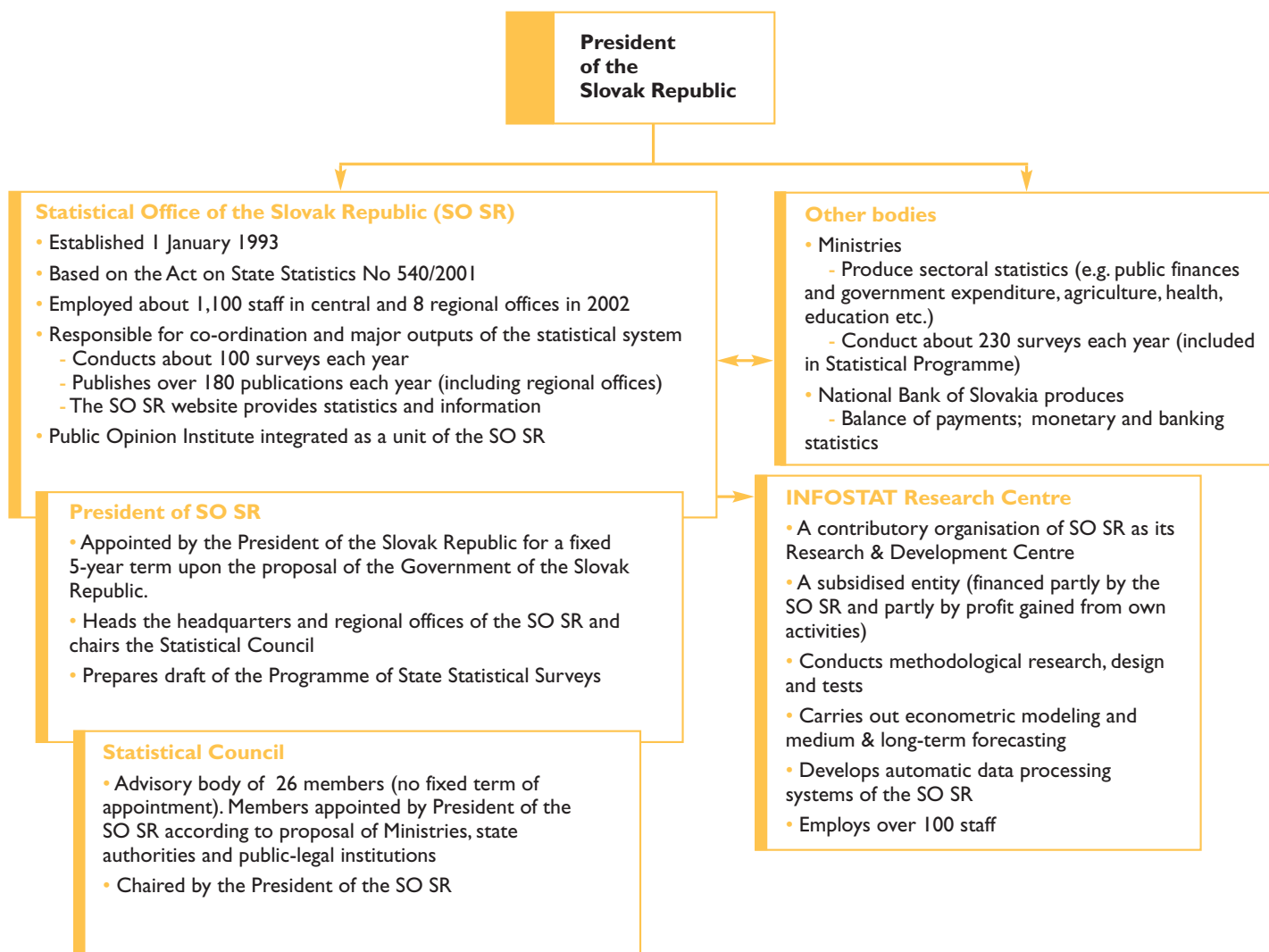
Official Statistics in Slovak Republic

Much has been achieved and the Statistical Office of the Slovak Republic is taking further measures to ensure compliance with EU standards

Overview

- Statistical Office of the Slovak Republic (SO SR)
- Legal framework harmonised with EU requirements under new law in 2002
- Statistical Council of 26 chaired by President of the SO SR
- President of the SO SR has been appointed by President of the Republic
- About 1,100 staff in central and 8 regional offices in 2002
- 102 surveys conducted by SO SR and, including regional offices, over 180 publications each year
- INFOSTAT centre for R&D
- Public Opinion Institute for rapid polls

The Statistical System of the Slovak Republic



The organisation

The Statistical Office of the Slovak Republic (SO SR) is the principal element in the national statistical system. It has functioned as an autonomous organisation under laws of 1992 and 1993, which have been brought up-to-date by a new law introduced in January 2002. The SO SR does not carry out all surveys, but does determine which public body is to conduct a survey and monitors the design and methodology.

Other organisations in the system include the ministries, four central bodies of state administration, the National Bank of Slovakia, the Institute for Informatics and Statistics (INFOSTAT - a research centre of the SO SR conducting R&D on methods and applications) and the Public Opinion Institute (public opinion polls).

The legal basis

A new Statistics Law of 2002 brings the following revisions:

- Harmonisation with EU regulations
- Integration of previous amendments into one act
- Standardisation of reporting obligations among data suppliers
- Harmonisation of terminology and definition of statistical terms
- Precision regarding confidentiality
- Clarification of the SO SR's rights of access to administrative data
- Duration of survey programme lengthened to three years
- Change in the nomination procedure of the President of the SO SR and increase in independence

Other legislation concerning statistics covers the Population and Housing Census, the state information system, protection of personal data and a customs act.

The management of the SO SR

Until the year 2001 the President of the SO SR used to be appointed by the government. Under the new law, this appointment is made directly by the President of the Republic

for up to two five-year terms. In addition, the President of the SO SR has more autonomy in deciding on the structure of the national network of statistical bodies. This network comprises the SO SR headquarters, eight regional statistical offices, INFOSTAT research centre and the Public Opinion Institute.

Currently the Director of INFOSTAT is appointed by the President of the SO SR and operations of the centre are assessed by the SO SR management. Its major tasks are methodological research, design and tests, econometric modelling and long and medium term forecasting and developing automatic data processing systems. The Public Opinion Institute produces quick information based on 1,200-unit sample surveys, 80% of which are financed by the SO SR.

To assist the SO SR, a Statistical Council has an independent advisory role. It is chaired by the President of the SO SR and has 26 members representing various ministries, the Slovak Academy of Sciences, trade unions and employers' associations and the National Bank of Slovakia. The Council holds a plenary session twice a year. It discusses the strategy of state statistics, principals of statistical activity of ministries and other institutions and the proposal for the statistical survey programme. It also comments on legislative questions in the statistics field.

The SO SR is in charge of the programme of state statistical surveys. Requirements are submitted by various authorities and bodies. Based on these, the SO SR designs a programme, which is then discussed by the Statistical Council and approved by the legislative body. The programme will include surveys by the SO SR and by others in central administration and it must cover all the surveys that are mandatory. Questionnaires are published on the SO SR website.

Structure and staffing of the SO SR

The network currently employs 1,091 staff, of which 43% have university degrees, 50% are over 45 years, about 80% are female and only 30% work at the headquarters. There are eight

regional offices that collect local or specific category data and service local customers. They are all similar in size, with about 100 staff.

Staff turnover has been quite high and salary levels may not be sufficiently attractive for young, skilled staff. However, since 1 April 2003, the law on establishing the status of civil servant may help. Vacancies at the SO SR have to be filled through a staff selection tender, with responsibility delegated to the SO SR. Training opportunities include new legislation, statistical methodology, IT, foreign language and general management. Part-time courses to upgrade education levels are also supported.

Funding

The SO SR budget has remained almost constant over the last few years, imposing continuous reductions in costs. The basic budget for 2002 was approximately €8.3 million, 70% being wages and social security. Operations such as the population census 2001, processing the results of parliamentary and communal elections and EU co-operation projects are financed by special budgets. There have also been externally funded projects. By approval of the state budget the Parliament determines individual financial limits for salaries, running expenses and capital expenses. The President of the SO SR decides on use of budgetary resources within these limits. The Programme of State Statistical Surveys has to respect the constraints of budget, which are already known before approval of the Programme.

Co-operation

The SO SR co-operates with many universities, scientific and research institutions and the Academy of Science. They are represented on the Statistical Council and the Statistical and Demographic Society. They also participate in a journal "Slovak Statistics and Demography", published by the SO SR.

The SO SR can release anonymous data sets to scientific institutes for research or scientific purposes. The universities

are important for recruiting new staff and the SO SR gets about 10-15 trainees a year.

Regarding co-operation with users, a prime objective has been the need to meet the statistical requirements of the European Commission. The Statistical Council ensures that the views of users within the country are taken into account and there is also an information service department.

Information technology and methodology

There are eleven local area networks within the central and regional offices. These in turn are linked to a wide area network called STATNET. Other connections to STATNET include INFOSTAT, the government network GOVNET and an Internet connection for approved users.

ASIS is the automated statistical information system for effective collecting, exchanging, and dissemination of statistical data for both internal and external users (e.g. Eurostat, OECD, IMF).

The Methodology and Informatics Section (MIS) of the SO SR has the following activities:

- Conducting methodological co-ordination and project documentation in preparing the survey programme
- Planning and implementing automated processing of statistical surveys
- Processing survey data
- Conducting technical administration of statistical databases
- Preparing computer aided presentations of survey results

MIS has the opportunity to act as a catalyst for the harmonisation of the national statistical system. This is of crucial importance, given the large number of administrative surveys and data, which in the future ought to be accessed and used intensely by the SO SR.

The output

Classifications

All national versions of statistical classifications (NACE, CPA, PRODCOM, CC, COICOP, GEONOM, COFOG) are fully in line with the *acquis communautaire*. The new law on statistics regulates a nation-wide harmonised use of classifications, which is a crucial step towards an effective use of administrative data.

Registers

Existing registers include the business register for corporations and the trade register for freelance business people. The small and medium enterprises census, carried out on 15 March 2002, provided additional data needed for updating the statistical registers. A register of local units, essential for regional statistics, was created at the end of 2002. All legal units are assigned an identification number that is issued by the SO SR. The registers are continuously updated by the regional offices and there is an annual central updating.

The use of administrative sources in statistics has been enabled by harmonisation of links between information kept in administrative registers and information kept in the business register. The new law on statistics also expands the mutual co-operation and acquiring of additional information from administrative sources. This will be vital to bring the quality of the registers to the required level.

Demographic and social statistics

Statistics are available on marriages, births, deaths, divorces, internal migration and abortions. A future task will be the completion and harmonisation of the methodology and output according to EU standards. The first Population and Housing Census in the independent Slovak Republic was conducted in 2001, enabling creation of an extensive database. The SO SR managed the methodology and co-ordinated the census preparation. It ensures data processing and publishing, data disse-

mination to the public and provides data for international comparison.

A labour force survey has been conducted according to ILO standards for several years. Ad hoc supplementary surveys to the LFS requested by Eurostat have been carried out and the results transmitted accordingly. Concerning the 2002 Structure of Earnings Survey, data were collected and checked on the basis of the Eurostat Pilot Project. Data collection and checking were realised within the harmonised 2002 labour cost survey. Results will be used for providing annual labour cost data and quarterly labour cost index.

Education statistics are compiled by the Institute for Information on Education. Data are available in conformity with ISCED 97 and almost all the data requested can be provided. The CVTS survey will be carried out in the year 2005, and the SO SR regularly monitors the VET (Vocational Education and Training) indicators. Within the LFS module there is a continuous survey on lifelong learning.

The Ministry of Culture and other bodies can supply indicators on most of the categories in the UNESCO classification of cultural activities. From the year 2001 on, statistical information on audio and audio-visual products has been provided to Eurostat. According to the final report of Eurostat "Cultural Statistics in EU" most of LEG indicators are fully harmonised.

Health statistics are primarily the responsibility of the Institute of Health Information and Statistics. The tenth ICD classification is used. A range of statistics (including causes on death and occupational diseases) is available in line with WHO and other guidelines. There are several pilot projects being implemented in the field of health statistics (occupational diseases statistics, health interview survey). A project for harmonisation of the cause of death classification was launched in 2003. Information on accidents at work is available at the SO SR. Some changes to the legislation are needed to provide statistics in full

compliance with EU definitions and methods. Home and leisure accident statistics started in 2001 covering data on first aid services and hospitals. In 2003 a pilot project was launched aiming to fully harmonise the accidents at work statistics in line with ESAW methodology.

The system of household budget surveys is under revision. Replacing of quota to random sample influenced the changes in methodology. The concept of income and expenditure surveys in households from 2004 was prepared.

The field work for Microcensus 2003 has started. It is a household income survey on a sample of approximately 1% of all Slovak households. The results will be available at the end of 2003. They will be used for calculations of household income distribution, poverty rate and other social indicators.

The SO SR started preparing the pilot project on statistics of income and living conditions in 2002.

Data on social protection had been provided to Eurostat according to the ESSPROS 96 methodology for the period 1995-2000. A continuous adaptation of ESSPROS statistics will be necessary in view of planned changes in the social protection system. For the pilot project on social protection statistics, the SO SR meets the statistical requirements for modules Receivers of Social Security Contributions, Qualitative Information and Interconnection of ESSPROS and the System of National Accounts ESA 95.

Macro-economic statistics

National accounts are compiled by the SO SR according to ESA 95, with large supply and use tables forming an integral part. To calculate GDP, production, expenditure and income approaches are used also based on constant prices. Sources of data include surveys, accounting statements, plus data from the Ministry of Finance, the National Bank of Slovakia and others. Since the delay in delivering results does not conform to EU regulations, preliminary and revised results need to be

produced. The continued progress is improving the quality of data in the business register. The annual national accounts (ANA) for 2000 were compiled in full compliance with ESA 95 basic principles and time series of data for ANA 1993 to 1999 were revised in compliance with ANA 2000.

Although quarterly accounts have been extremely well developed, there is a lack of consistency with annual national accounts, which is influenced by time shift of the implementation of basic ESA 95 principles on annual and quarterly level. New procedures, research and more intensive co-operation are underway to resolve this. Financial accounts by sector are compiled by the SO SR as part of the annual national accounts.

The Consumer Price Index (CPI) is compiled by the SO SR as a fixed weights index in breakdown by COICOP classification. The CPI covers an estimated 90% of households. In addition separate indices are compiled for seven population groups: pensioners, employees, farmers, employees with one child, employees with two children, employees with three children, low-income households. CPI data are published within 15 days of the end of the reference month.

Compliance with the most of the requirements for the Harmonised Index of Consumer Prices (HICP) has been achieved after a comprehensive revision of the CPI and recalculations of historical HICP time series (starting with the year 1996).

The SO SR produces a range of Producer Price Indices (PPI) covering agriculture and forestry, primary industry and construction. It does not compile a composite PPI for these activities in total.

Business statistics

Constant improvement in structural business statistics and short-term statistics has resulted in high levels of compliance. However, LKAU are not used in compiling the data. The

PRODCOM classification is used for the compilation of industrial production statistics.

Business trends surveys have been conducted for some time and from 2002 are fully compatible with the EU framework and extended to include the services sector.

The energy statistics harmonisation project of the SO SR has questionnaires that take both the requirements of international organisations and the needs of domestic users into account. In 2002, harmonised energy reporting, focused on compilation of commodity balance and energy balance according to Eurostat methodology, was used for the first time. Questionnaires related to the regulation on energy and gas price transparency have been worked out.

Statistics on distributive trade were introduced in conjunction with unified structural business statistics and short-term statistics. The non-response rate is a problem.

In transport statistics, road freight is surveyed weekly and the results evaluated quarterly at NUTS I level. The SO SR is aiming to realise fulfilment of regulations on road freight transport in the medium term. By introducing the quarterly statistical survey and adjustment of the annual statistical survey full compliance of inland waterway transport statistics with the EU regulation has been reached. In 2003 for the first time, the SO SR issued a Yearbook of Transport and Environment. Fulfilment of regulations concerning infrastructure, combined transport, bilateral agreements and the law on railways is ensured by the Ministry of Transport, Posts and Telecommunications through the sector statistical surveys.

For tourism statistics, the accommodation survey was fully harmonised from 2001. Problems exist with the response rate of private accommodation, with data collection for domestic tourism and with updating the register of accommodation establishments.

Other services statistics include: real estate, rent of machines and equipment without operator, computer and related activities, trade services, personal services, education, other public, social and personal services and recreational, cultural and sporting activities.

The main problem is data monitoring for KAU and LKAU which require the creation of a register of local units and the inclusion of KAU into the whole statistical system.

Monetary, financial, external trade and balance of payments statistics

The National Bank of Slovakia (NBS) surveys the 24 commercial banks and two foreign banks to compile money and finance statistics. Non-banking institutions and enterprises are surveyed on the basis of the Foreign Exchange Act that requests NBS to measure changes in foreign exchange assets and liabilities. FDI is measured in geographical and sector breakdown, with surveys of banks being used as checks of business corporations' statements on foreign direct investment activities.

Foreign trade statistics are in line with the international standards (UN), but do not fully conform to ESA 95. Since 2001, the classification GEONOM is used.

A project on implementing the INTRASTAT system was approved within the financial memorandum 2002 of the national Phare Programme for technical assistance. At the moment, the foreign experts working on the project are preparing the software for the INTRASTAT system based on a prior analysis. The results of a pilot project made possible adjustments in the INTRASTAT questionnaires and modifications in the register of importers and exporters. Detailed analyses of annual data on importers and exporters for the years 2002 and 2003 were carried out. They will be used for threshold analyses. Hardware requirements connected with the INTRASTAT system have been also defined. This system will be implemented in 2004 when the Slovak Republic joins the EU.

Agriculture and forestry statistics

In the second half 2002, the results of the Farm Structure Census carried out in 2001 were processed. The census questionnaires were fully harmonised with EU requirements. Within this processing, farm typology by economic size in ESU units was compiled for the first time. In 2003, the SO SR launched the preparatory work on the sample farm structure survey carried out on 31 October 2003, according to EU requirements. In October 2002, a pilot project on a sample of 1000 selected units had been completed.

In compliance with EU regulations, the SO SR is conducting a harvest estimate three times a year during summer and autumn. Fruit and wine statistics are being harmonised with EU regulations in a joint initiative of the SO SR and the Ministry of Agriculture. In 2002, the compilation of the fruit statistics has been completed and wine statistics were produced.

Forestry plays an important role in the Slovak Republic's economy. About 60% of the forest is privately owned, often in very small lots with the owners not identified. The first forestry accounts compiled according to the EU manual were done by the end of 2002.

Other statistics

Environment statistics on waste management, water, soil, air pollution, expenditures on environment, noise load and other areas were submitted by the SO SR to Eurostat and OECD. In 2003, there was a modified questionnaire introduced on surveying environment expenditures, which was a result of the pilot project organised by Eurostat for the Candidate Countries. The questionnaire is in full compliance with EU requirements and regarding the bi-annual periodicity, the data included in the questionnaire will be used for the first time in filling in the Joint Questionnaire (JQ) 2004.

Procedures for the compilation of regional accounts are gradually being harmonised with the ESA 95. The classification

for industries corresponds to NACE. Allocation of reporting units into regions is based on NUTS. The new Law on Statistics clarifies the SO SR's right to access administrative data. This will be an important aid in the compilation of regional accounts. For other indicators, improvement is under way for compliance with the *acquis*.

The R&D survey conforms to international standards and the methodology is based on the OECD Frascati manual. It covers business, government, higher education and private non-profit organisations. Data on R&D personnel and expenditure are available at national and regional levels. The first innovation survey in 2000 had a sample size of 500 from the manufacturing sector covering the NACE sections 15 to 37. It had a response rate of 61%. The second survey was carried out in 2002, implementing the methodology of CIS3 and modifying the questionnaire according to the Eurostat requirements. In addition, the SO SR provides information on licence agreements, patents, trademarks and indicators on certified products and certified quality management systems in industrial organisations. A HRST survey according to the OECD Canberra manual is under preparation.



The information

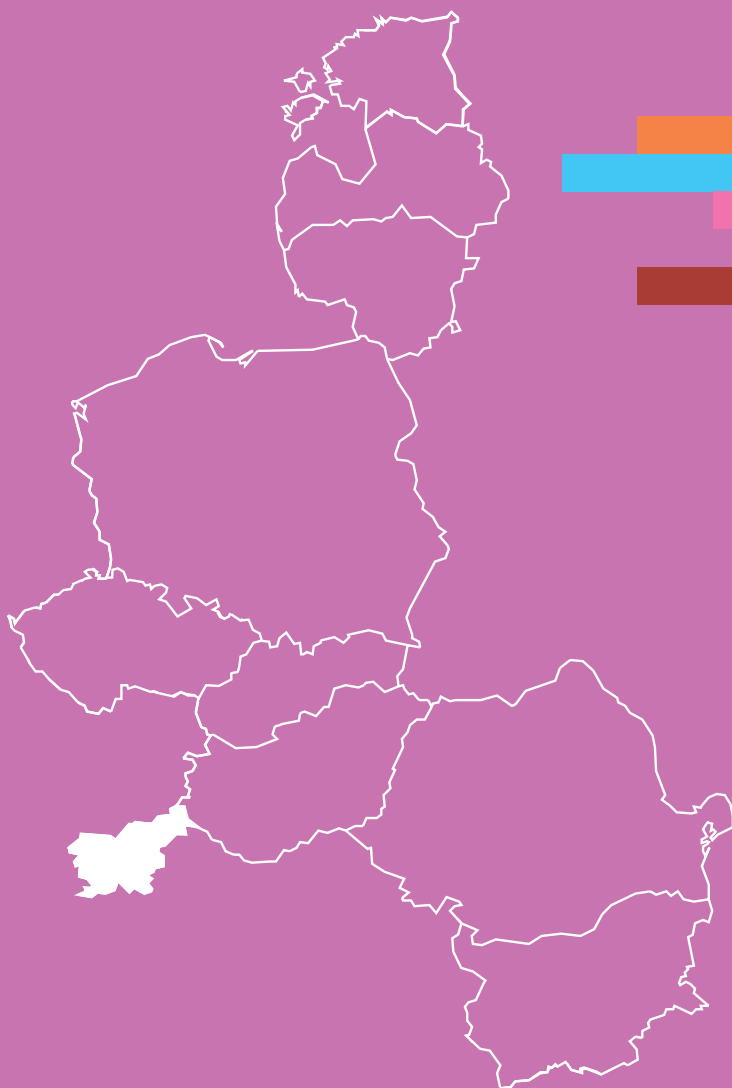
- Dissemination mainly through reports and website www.statistics.sk
- The SO SR publishes annual catalogue of publications including those of regional offices.
- Over 100 publications of headquarters and 82 publications of regional offices each year
- Almost 70% of the publications bilingual (Slovak and English).
- No revenue for the SO SR from publication and information sales

- Calendar of first data releases, with timetable for four months
- Release of information to all users at the same time via Internet
- Continuous extension of information published on Internet, regarding mainly regional data and selected publications
- Press conferences for major data releases
- Information Services Department accessible by phone, fax or email
- Project for public database service via Internet
- Data protection and confidentiality rules in Law on Statistics
- Rules for dissemination and providing statistical information also on Internet

Conclusion

For the Slovak statistical system, the target of full compliance with the methodology of the *acquis communautaire* on accession should not be a major problem.

Major developments during recent years have shown clearly that the SO SR has both the financial and the human capacity to fulfil its tasks. These include further development of the business register, improving the speed of reporting and starting the INTRASTAT system.



Slovenia





Slovenia Slovenija

Country Profile

Geographic co-ordinates	46 00 N, 15 00 E
Area	20 273 km ²
Climate	Mediterranean climate on coast, continental in plateau to the east
Administrative Divisions	193 municipalities (<i>obcine</i>), and 11 urban municipalities (<i>obcine mestne</i>)
Capital City	Ljubljana (253 344 inhabitants December 2002)
Population and Growth Rate	1.9 million, + 0.1 % (2002)
Nationality	Slovenian
Ethnic Profile	Slovenian 83.1 %, Croatian 1.8 %, Serbs 2 %, Bosniacs 1.1 %, Hungarians 0.3 %, Italians 0.1 %
Religion	Roman Catholic 69.1 %, Evangelic, Orthodox, Islamic, Protestant
Official language	Slovene
National Currency	1 tolar = 100 stotins
Exchange Rate against Euro	1€ = 234.9 tolar (Quarter III, 2003, New Cronos)
System of Government	Parliamentary Democratic Republic
Executive Power	President & Council of Ministers (elected by National Assembly)
Head of State	President elected for renewable five-year term by popular vote
Head of Government	Prime Minister, elected by Parliament upon proposal by the President
Legislative Power	Unicameral National Assembly or <i>Drzavni zbor</i> ; 88 seats are elected by proportional representation and 2 by majority system to serve four year term
Judicial Power	Supreme Courts & Constitutional Court
National Holiday	National Statehood Day: 25 June (1991); Independence Day: 26 December (1990)

Pre-Accession Milestones

1991

Independence of Slovenia

1992

Establishment of diplomatic relations between Slovenia and EU

1993

Europe Agreement of Association enters into force

1996

Slovenia signs Europe Agreement

1996

Slovenia submits an official membership application for EU membership on 10 June

1998

Official negotiations for EU membership were launched in March

2001

Slovenia submits revised version of the National Programme for Adoption of the *Acquis*

2003

Referendum on accession to EU conducted on 23 March

2004

Target year for EU accession

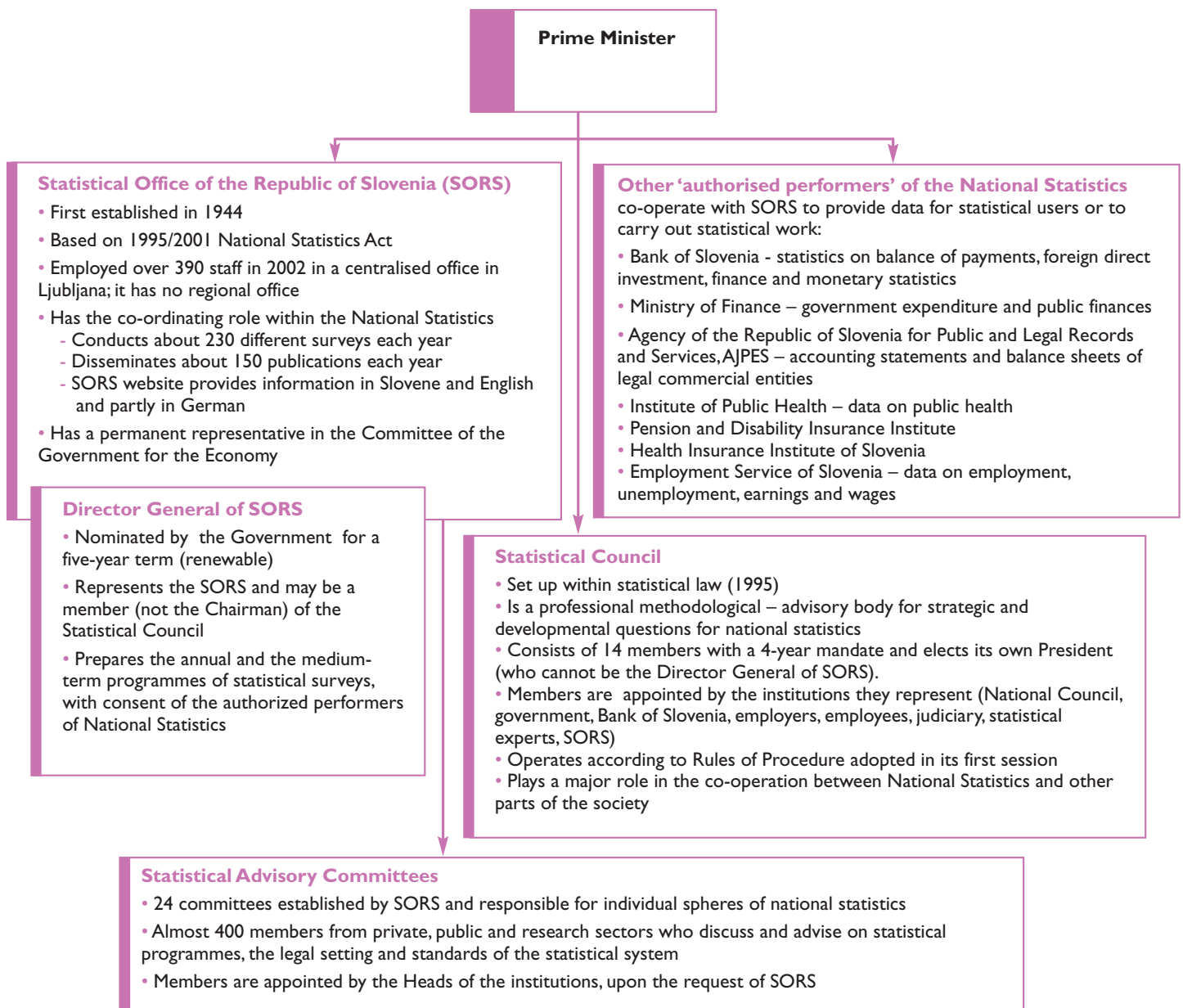
Official Statistics in Slovenia

The sound strategy behind the development of statistics in Slovenia will soon assure a very high level of EU compliance

Overview

- Statistical Office of the Republic of Slovenia (SORS)
- Legal framework updated in 2001
- A register-based statistical system
- Statistical Council with many advisory committees
- Employs over 390 people in a centralised office
- About 230 surveys and 150 publications each year
- Population Census in 2002, Agricultural Census in 2000

The National Statistics in Slovenia



The organisation

The Statistical Office of the Republic of Slovenia (SORS) is defined as the principal authorised body in the National Statistics system in the original 1995 National Statistics Act. It works with the Bank of Slovenia, Ministry of Finance, Agency of the Republic of Slovenia for Public and Legal Records and Services, Institute of Public Health, Pension and Disability Insurance Institute, Health Insurance Institute of Slovenia and the Employment Service of Slovenia, who are referred to as the other 'authorised performers' of national statistics. Great use is made of registers with uniform identifiers.

The legal basis

The 1995 National Statistics Act was amended in 2001 as part of the preparation to meet EU requirements. The future statistical work is described in the Annual Programme of Statistical Surveys and the Medium-term Programme 2003-2007, both adopted at the end of 2002.

Protection of personal data is covered by the 1999 Act on Personal Data Protection, amended in 2001. A distinction is made between obligatory and voluntary response to surveys.

The National Statistics Act covers:

- Fundamental principles of national statistics
- Organisation and status of carrying out the activities of national statistics
- Programme of statistical surveys
- Methodological bases of statistical surveys
- Registers
- Data collection
- Data processing and storing
- Protection, use and dissemination of data
- International statistical co-operation

The SORS is a professional independent government office.

The management of the SORS

The SORS is under the supervision of the Prime Minister. The Director General and the Deputy Director General are appointed by the government for a five-year period. The Director General has a permanent representative in the Committee of the Government for the Economy.

The main tool for planning is the medium-term programme of statistical surveys, which is adopted by the government for a 5-year period of validity and is in the Official Journal (Uradni list Republike Slovenije). The programme determines the adequate statistical coverage of national and international policies and the priorities, approaches, main fields and objectives of the activities performed by national statistics. The proposal of the medium-term programme of statistical surveys is prepared by the office in co-operation with the authorised producers.

The mission

The mission of the SORS is the provision of good quality statistics and services for national and international requirements at minimal costs. By respecting statistical confidentiality, the national statistics strengthens the trust of data users and data providers and deepens its professional independence.

This mission is performed by:

- Development tasks of national statistics
- Collecting, processing of data and analysing statistics, interpretation of the results of statistical surveys
- Fulfilment of the international obligations of national statistics
- Establishing public need for data in co-operation with the Statistical Council and Statistical Advisory Committees
- Determination of methodological bases of statistical surveys and their harmonisation with international standards, in co-operation with the Statistical Council
- Storing, transmission and dissemination of the results of statistical surveys and performing special services for users
- Co-operating with other authorities and organisations of

public administration and providing preliminary opinions to these institutions, when they introduce new statistical surveys or establish records which can be a data source for national statistics

- Providing initiatives and proposals for supplementing the contents of existing records and statistical surveys, which are carried out by other authorities and organisations of public administration in their own fields of work
- Preparing statistical projections/forecasts and tendencies
- Supervising the fulfilment of obligations of the reporting units with regard to the statistical surveys, for which the obligation of reporting to national statistics has been laid down by the Act
- Developing methods and techniques for data protection and for dissemination of the results of statistical surveys

Statistical Council

The Statistical Council is a professional methodological and advisory body for strategic and development questions of national statistics. It has fourteen members with a mandate of four years and comprises representatives of the National Assembly, the National Council, government, the Bank of Slovenia, representatives of employers and employees, one member of the judiciary, two recognised statistical experts and two representatives of the SORS. The Council discusses starting points and guidelines for the programme of statistical surveys and the implementation of the stated programme. It discusses the contents of the programme of statistical surveys, where initiative is given on the appropriate amendments to the programme and also proposals of acts and other regulations from the field of national statistics. It proposes the methodological bases for statistical surveys of national importance. It is concerned with the rationalisation and modernisation of national statistics, initiatives and proposals for international statistical co-operation and proposals of classifications to be used as national standards.

Statistical advisory committees for individual fields of national statistics are established by the SORS.

Structure and staffing of the SORS

Due to the size of the country, SORS has no regional branches and is centralised in Ljubljana. In 2002, SORS had 10 divisions and more than 45 departments. National accounts, economic statistics, demographic and social statistics, environment and natural resources statistics are specialised divisions. The SORS currently has 391 employees. Of the total staff 47% are over 45 years, 68% are female and 65% have university degrees. Training is very important in SORS. Employees attend several domestic and international seminars related to statistics, IT and language courses.

Based on their own systems and experience of other INs, administrative sources and registers are fundamental to the way the Slovenian national statistics system operates. The SORS's co-ordination role is crucial in setting up and linking these sources on the basis of common identifications and standard classifications.

The process of data input and control moves data back and forth between expert units and the input division. This needs to be better harmonised to reduce inefficiency for small surveys or the bottlenecks caused during seasonal peaks and yearly surveys. There are plans to add new IT infrastructure to enhance data capture and processing.

Funding

The budget for 2002 was approximately €18.2 million, much larger than previously due to the €9 million budget for the 2002 Census on Population, Households and Housings.

Co-operation

The Statistical Law establishes a sound legal framework for relations with the data providers. The SORS has developed a customer-oriented strategy through the statistical advisory committees and the Information Centre within the dissemination department.

The SORS also co-operates with universities and research institutes:

- Two experts appointed to the Statistical Council by the Statistical Association of Slovenia to advise on needs priorities and methodology
- Statistical expertise provided by university professors
- The Statistical Law allows researchers to request anonymous data or, for opinion polls, some limited personal data

Information technology and methodology

The statistical infrastructure and information technology (SIIT) division manages and maintains the entire SORS technical and data infrastructure. This comprises the network and desktop environment, databases, numbers of applications and services, including the communication link with Eurostat. The complexity of the infrastructure is constantly increasing, which requires additional competences for its efficient operation and management. Among others, the largest databases are Regional Database (RDB), Structural Business Statistics (SBS) and Agricultural Census 2000 (AC2000) developed under the Phare programme. The SIIT division also offers limited internal training and help-desk.

To support the use of new classifications, the SORS has developed a reference database. The classification database KLASJE is available for external users via Internet. This will support data suppliers and users when they are reporting or accessing statistical survey data. Furthermore, advanced dissemination concepts and electronic data collection approaches were developed using the Internet as a main communication channel and which are now under gradual implementation. In general, throughout the statistical process SORS is implementing a metadata based concept called METIS recently developed in projects StaCOP98 and STAT2000 under the Phare programme. The Statistical Council continuously sets up methodological bases and methodologies for statistical surveys as well as their harmonisation with international standards.

The output

Classifications

The SORS has adopted the majority of standard classifications including CPA, NACE Rev.1.1 and ISCO 88. The classification of territorial units (SKTE) has been introduced. In education, the SORS is in the process of implementing the new ISCED standard.

Registers

Over the last 25 years, the SORS has built comprehensive administrative registers on territory, population and business subjects with unique identifiers for their respective units. Based on the practice and example of Nordic countries, the Slovenian register-based system is today a sustainable model. For statistical purposes the SORS is authorised to use and link any administrative data with these comprehensive registers.

The Central Register of Population, now kept by the Ministry of the Interior, contains complete data on Slovenian residents including foreigners, each individual having a personal identification number.

The Register of Territorial Units, now kept by the Surveying and Mapping Authority, includes not only various administrative divisions of the national territory, but also all streets and house numbers for the whole country. The Surveying and Mapping Authority assigns an identification number to every new building. The identifier consists of the address, parcel of land, other administrative units and the geo code of the building.

The Business Register of Slovenia (BRS) contains records on all business entities in Slovenia (including legal and natural persons), each of which is assigned a unique business identification number. It is necessary to check regularly the information in the register to improve data quality. The BRS is produced by combining data of all the registration authorities. As the BRS is an administrative register, data on units will only be changed if a

reporting unit confirms the correction or if there is a change in the primary evidence. According to the Act on Payment Transactions that has been passed in 2002, a new agency was established to maintain the BRS. The SORS started a new project in July 2003 to adopt BRS for statistical purposes.

Demography and social statistics

In the area of social statistics, Slovenia is mostly in compliance with Eurostat requirements. Most surveys are based on a sample from the population register and they are conducted as face-to-face and telephone interviews.

The Population Census of April 2002 is in full compliance with UN recommendations and is based on both the register and questionnaires. The current population statistics are derived from the population register where foreigners are included. Data on migration is also produced from the population register.

Slovenia conducts a quarterly labour force survey with a sample of 6,000 households. It is mostly in compliance with the EU requirements. The SORS produces the monthly Statistical Register of Employed Persons, using it for both social and economic statistics. The register is based on administrative information from the Health Insurance Office.

The register of unemployment covering the data on job seekers was set up in 1992. From this, monthly unemployment statistics are compiled. Monthly data on wages and employees are collected in enterprises through surveys and through the statistical register on employment, which is maintained by the SORS. A labour cost survey was conducted for 2000 and a structure of earning survey was conducted in 2003. At the moment, the SORS does not have a labour cost index, but the plan is to base it mostly on administrative data.

In the area of education statistics, Slovenia is mostly in compliance with Eurostat requirements. Schools, universities and the Ministry of Education provide data. Data on financing of

education will be produced by the end of 2003. The SORS is working jointly with the Ministry for the adoption of the new National Standard Classification on Education based on ISCED.

The continuous household budget survey, with an annual sample of 1,200 households, is adapted to EU recommendations. It covers the level and structure of consumption and income, socio-economic, demographic and housing variables. The household budget survey is used for poverty analysis, but tax records are essential to provide income data. A time-use survey is harmonised with Eurostat recommendations.

The National Institute of Public Health compiles health statistics. Information on births and deaths comes from the Ministry of Internal Affairs. Cause of death information is provided to the SORS. In addition, the Institute produces health statistics through nine regional offices collecting data from hospitals and the primary health system.

Data on social welfare benefits are collected through the Ministry of Labour, Family and Social Affairs and other institutions. The compilation based on the ESSPROS manual has been completed and the results were transmitted to Eurostat. Harmonised databases are now the next step.

Business statistics

The unit for business statistics carries out between 80 and 85 surveys a year.

Industrial production is monitored monthly among LKAU with ten and more employees and annually among LKAU with five and more employees. The sample size is 2,200. Results of the monthly survey are published rapidly, but the annual survey suffers considerable delays.

Since there are few enterprises in the energy sector, it is fully monitored monthly and annually. The results of monthly surveys are published two months after the reference period.

Construction activity and material is measured yearly by two surveys with full coverage. The value of work done inland is monitored monthly among enterprises with more than ten employees and the value of work done abroad is monitored among all enterprises concerned. Prices of new dwellings are collected and construction cost indices are compiled every six months from local municipalities and the largest construction firms. Monthly figures on the stock of dwellings and floor space are obtained from administrative units issuing building permits.

Trends in manufacturing and retail trade are monitored monthly and investment in industry is measured twice a year. In the latter, turnover and employment are surveyed monthly and wholesale trade quarterly.

Hotels and restaurants activity and tourism are covered by seven surveys, including a multi-annual census of activity in hotels and restaurants. The most comprehensive is monthly accommodation statistics. Domestic and outbound tourism are covered by a quarterly telephone sampling of 3,000 people; foreign tourism by sampling 3,500 foreign tourists every three years.

For transport statistics, 25 different surveys are carried out, one of which is weekly. Means of transport, number of kilometres covered, number of passengers and tonnes of goods carried are collected monthly by mode of transport. For road transport there is a very high non-response rate of about 40%. In addition, traffic of passengers and goods on border crossings is monitored. Yearly data on transport infrastructure are also collected.

The communication sector is monitored monthly and yearly by six surveys for postal and telecommunication services.

The short-term statistics are getting closer to compliance with EU requirements and the work plans seem realistic. One significant task to be achieved in this domain is the change of

platform for the monthly industrial statistics from mainframe to LAN.

Most data for structural business statistics (SBS) can be compiled from various administrative and statistical sources. At the moment, SBS mainly cover industry, trade, construction, insurance, credit institutions sectors, and to a smaller extent, also services. One of the priorities for development is improvement of current statistics to fully comply with EU regulations on SBS, development of SBS on services and promotion of SBS among users of statistical data.

Macro-economic statistics

National accounts are compiled according to ESA 95 using administrative and statistical data sources. The annual national accounts are producing independent GDP estimates by output and expenditure approaches at current and constant prices, as well as by the income approach. Supply and use and input-output tables were compiled for 1996 and 2000 and will be compiled annually from 2000.

Quarterly national accounts are published within 90 days of the end of the quarter consisting of estimates at constant and current prices by expenditure and at constant prices by output. The quarterly accounts will be expanded in coming years and the publishing deadline will be shortened to 70 days.

The SORS is fulfilling the EU requirements concerning the Harmonised Index of Consumer Prices (HICP) and has many international contacts to ensure that further improvements will be accomplished. The Consumer Price Index (CPI) was revised in 2000 and harmonised in terms of coverage and classification, and the HICP was launched in 2001. The indices are based on a small number of 11,000 price quotations for 600 commodities.

Monetary, financial, external trade and balance of payments statistics

The Ministry of Finance compiles government finance statistics

following the international and European recommendations. It is working with the SORS in establishing the national accounts for the governmental sector. The Bank of Slovenia calculates balance of payments and the financial accounts following the recommendations for the compilation of banking and monetary statistics. Data are published monthly.

For the balance of payments figures, the Bank of Slovenia is compiling international investment statistics, in line with international guidelines, on an annual basis. The lifting of capital controls agreed in the negotiations with the EU required a change of reporting.

The Bank of Slovenia is currently compiling the financial accounts for all sectors of the economy. The structure of financial instruments is not sufficiently detailed and the frequency has to be changed to quarterly.

The Bank of Slovenia prepares monetary statistics in line with the IMF guidelines. Some minor differences, compared with the ECB will be adjusted.

External trade statistics are the responsibility of the SORS. The customs administration sends monthly a selection of data in electronic form from the customs declarations on transactions. These data are further processed and checked by the Statistical Office and supplemented with information which is needed for statistical purposes. The data are then aggregated and disseminated. External trade indices are calculated as a by-product of external trade statistics from the same customs data.

The implementation of the national INTRASTAT system, which started in 2002 after extensive methodological preparations, is now proceeding at full speed. The first part, the data collection system with the accompanying infrastructure (EDI system and web form with validity checks, production data base, INTRASTAT register with basic functions) has been installed

and tested through the INTRASTAT pilot survey. The pilot survey was carried out in March-May 2003 and the final results sent to Eurostat in June 2003. The work is now proceeding towards the implementation of the rest of the system: other functions of the register; methodology and procedures for plausibility data controls, estimations of data, revision of the dissemination and unit value indices calculations, information activities for future providers of INTRASTAT data. This part of the work will be mostly carried out through national Phare Programme 2003.

Agriculture statistics

As a consequence of changes in agriculture policy, the EU accession process and the need to improve data collection and estimation, a new system for agricultural statistics has been developed. Agriculture holdings are covered through 37 surveys and four censuses and estimations. The statistics meet the demand from the EU to a very high degree.

The SORS successfully conducted the Agricultural Census in June 2000 and a full set of data are available. The Ministry of Agriculture now has a total register of farmers. In 2003, Slovenia carried out the sample farm structure survey.

The EU requirements concerning livestock and slaughtering statistics are fully complied with. For milk most EU requirements are fulfilled except information on amount of protein, but the dairies will be able to supply this information.

Further development of the agriculture and food information system is expected to concentrate on using all available administrative data to reduce the burden of farmer response and create a statistical picture of agriculture in a single database.

The Agriculture Institute prepared balance sheets on crop (production year) and animal production for 2000 and 2001. The balance sheets on crop and animal production will be



calculated by SORS in the future. The income account for agriculture is estimated in the national accounts. The input side is based on much estimation, but the output side is very well covered by data.

Environment

The environment statistics are collected by the SORS and other government bodies. Data published covers a large range of information on air quality, water usage, waste, and investment and expenditures for environmental protection on an annual basis.

The information

- About 150 publications a year
- Information Centre in charge of meeting users' demands
- Calendar of first release dates, which are released to all users simultaneously
- Press conferences take place at least once a month
- Special statistical tables and comments are prepared for participants in press conferences
- Special unit dealing with database and network dissemination
- Specialised dissemination tools - automatic answering machine, Statistical databank (in Slovene and partly in English and German)
- Strong professional relationships are built with important users
- Participation in exhibitions and conferences

The SORS website www.stat.si contains information in Slovenian and English.

Conclusion

The Slovenian national statistics has an outstanding register-based system on which a sound strategy has been developed by the SORS. The comprehensive registers and the development of appropriate household surveys have brought the main demographic and social statistics in line with international standards.

Slovenia will comply with almost all the *statistical acquis* of the European Union on accession.

The following tables provide summary information on the statistical systems of the Phare Candidate Countries. They are based on global assessment reports plus information provided by the NSIs. To be consistent, only facts available for all countries were selected.

As statistical systems are complex and often different in certain respects from country to country, it is impossible to give full coverage of all aspects in just a few tables. In addition, the countries are continuously improving their systems to conform to European standards.

For these reasons, caution is advised in basing conclusions solely on comparisons of the information in the tables. For fuller detail, it is advisable to contact the respective NSIs or Eurostat.

Annex I Name and Legal Status of National Statistical Institutes in Candidate Countries

CC	Name of National Statistical Institute and year of first establishment	Statistical Act and Year of Act Other amendments to the act	Other laws related to statistics
BG	National Statistical Institute of the Republic of Bulgaria (NSI Bulgaria) First established in 1880	Law on Statistics, June 1999. Amended in April 2001, April 2002 and July 2002 Law available on website in Bulgarian and English	Civil Service Act, 1999; Law for Administration, 1998; Population and Housing Law and Law on Agricultural Census
CZ	Czech Statistical Office (CZSO) First established in 1919 (Czechoslovakia)	Act on State Statistical Service, April 1995. Amended by Act, January 2001. Law available on website in Czech and English	Act on Protection of Personal Data, April 2000; Banking Act, Foreign Exchange Act, Environmental Protection Act 1992 as amended; Commercial Code, 1991 as amended; Trades Licencing Act, 1991 as amended
EE	Statistical Office of Estonia (SOE) First established in 1921	Official Statistics Act, July 1997. Amended by Act, June 2000. ¹⁾ Law available on website in Estonian and English	Population Register Act, 2000; Wages Act, 1994; Public Service Act, 1995; Personal Data Protection Act, 1996
HU	Central Statistical Office (HCSO) First established in 1867	Hungarian Statistics Law, May 1993. Amended by Act, December 1999. Law available on website in Hungarian and English	Act on Data Protection
LV	The Central Statistics Bureau (CSB) First established 1919	The Official Statistical Law of the Republic of Latvia, November 1997. Amended in January 1999. Law available on website in English	Regulation on the Central Statistics Bureau; Personal Data Protection Law of Latvia; Law on Financial and Capital Market Commission
LT	Department of Statistics to the Government of the Republic of Lithuania or Statistics Lithuania (SL) First established in 1919	Law on Statistics, October 1993. Revised in December 1999. Law available on website in Lithuanian and English.	Law on Legal Protection of Personal Data, 1996, revised in July 2000; Civil Code of the Republic of Lithuania, July 2000; Code of the Administrative Offences of the Republic of Lithuania, December 1984
PL	Central Statistical Office (GUS) First established in 1918	Polish Statistical Law, June 1995. Amended in 1996, 1997, 1998 and 2001. Law available on website in English	Law on Protection of Personal Data, 1997; Law on the Methodology of Calculating the Value of the Annual Gross Domestic Product, 2000; Regulation of the Council of Ministries on the Register of National Economy Entities (REGON), 1999
RO	National Statistical Institute (INS) First established in 1859	Government Ordinance no. 9, August 1992. Republished and amended by Government Ordinance no. 67/2003. Law not available on website.	Romanian Government Decision no. 765/2003 on the organisation and functioning of NSI; Government Decision no. 1548/2002 approving the 2003 programme of statistical surveys; Law no. 202/2003 on the obligatory use of the electronic system for statistical data collection; Government Decision no. 295/2003 on the organisation and functioning of the National Centre for Training in Statistics
SK	Statistical Office of the Slovak Republic (SO SR) First established in 1993	Law on State Statistics, 2002. Law available on website in Slovak and English.	Act on State Information System 1995; Act on Protection of Personal Data in Information Systems 1998; Customs Act 2001; Act on Census of Population, Houses and Dwellings 2001
SI	Statistical Office of the Republic of Slovenia (SORS) First established in 1944	National Statistics Act, 1995/2001. Law available on website in Slovene and English.	Agriculture Census Act, 1999; Population Census Act, 2000/2001; Business Register Act, 1995; Central Population Register Act, 1998; Personal Data Protection Act, 1999

¹⁾ In 2002, "The Official Statistics Act" was amended in connection with amendments to the Penal Code (19.06.2002, entered into force 01.09.2002, RT I 2002, 63, 387). The amendments to "The Official Statistics Act" relate to the size of fine to be imposed for failure to submit data or submission of distorted data or for unlawful communication of data which are subject to processing or enable identification of a respondent, and to the proceedings.

Annex 2 National Statistical System of Candidate Countries by Functional Organisation

CC	The NSI	Ministries & National Bank	Other bodies providing statistics in their field
BG	The NSI produces major part of economic and social statistics. It co-ordinates the state's statistical activity and prepares statistical programme.	The major ministries (Agriculture & Forestry, Transport & Communications, Finance, Health) and Bulgarian National Bank are authorised to collect data. Rules regulating their activity are being prepared.	Ministry of Environment and Waters, National Social Security Institute
CZ	CZSO co-ordinates the State Statistical Service, is responsible for official statistics, and carries out part of the Programme of Statistical Surveys.	The Ministries of Transport and Communications, Culture, Labour and Social Affairs, Industry and Trade, Education, Youth and Sport, Health, Agriculture and Environment also conduct surveys in the Programme of Statistical Surveys.	Czech Telecommunication Office
EE	SOE is the main provider of official statistics; small role played by other central authorities.	The Ministries of Finance and Agriculture, and others; Bank of Estonia	Estonian Institute of Economic Research
HU	HCSO produces the large majority of outputs.	Important contributions come from National Bank of Hungary, Ministry of Finance, Ministry of Economic Affairs, other ministries.	Local governments, Customs and Finance Guard, Hungarian Tax and Finance Control Administration, social security institutions, chambers
LV	The CSB is responsible for the organisation of statistical work in Latvia and carries out a uniform state policy in statistics. The CSB itself is responsible for two-thirds of the official statistics in Latvia.	The CSB works in close contact with the Ministry of Finance, the Ministry of Welfare, the Bank of Latvia and other ministries to prepare statistical indicators.	The Financial and Capital Market Commission, the State Revenue Service and the Riga Stock Exchange
LT	SL is responsible for the organisation and coordination of the official statistics in Lithuania. SL prepares and approves the annual work programmes for the official statistics.	The ministries, other governmental institutions, the Bank of Lithuania (totally 15 authorities).	Customs, State Tax Inspectorate, State Insurance Fund (SODRA), Labour Exchange, National Stock Exchange, State Property Fund, Lithuanian Agrarian Institute, Lithuanian Patent Bureau
PL	GUS produces a large majority of main outputs and prepares the annual programme of statistical surveys.	Ministries of Finance, Agriculture and Rural Development, Environment, Economy, Labour and Social Policy, Health, Infrastructure, State Treasury, National Defence, Scientific Research and Information Technology, National Education and Sport, National Bank of Poland	National Atomic Energy, Energy Regulatory Authority, State Mining Authority, Insurance and Pension Funds Supervisory Commission, Inspection of Environment Protection
RO	INS is responsible for a very large part of statistical activities.	Specific statistical surveys falling within the competence of ministries and other public institutions, require the respective authorities to transmit to INS, the statistical data to be included in the data series and publications or that need to be transmitted to international bodies	General Customs Directorate, Central Office of Pensions, National Office of Trade Register
SK	SO SR plays a co-ordinating role in statistics, but is semi-centralised for the distribution of statistical activities. SO SR carries out a proportion of the survey programme. INFOSTAT Research Centre is a contributory organisation of the SO SR.	Ministry of Finance; National Bank of Slovakia; over half of the survey programme is conducted outside SO SR by Ministries of Agriculture, Education, Health, etc.	Central Tax Office, National Labour Office
SI	SORS has the leading and coordinating role in the national statistics programme.	Ministry of Finance, Bank of Slovenia	Agency of the Republic of Slovenia for Public and Legal Records and Services, Institute of Public Health, Pension and Disability Insurance Institute, Health Insurance Institute of Slovenia, Employment Service of Slovenia

Annex 3 Management of the National Statistical Institute & Statistical Council

CC	NSI Appointment of NSI Leadership and Term of Service	Number of Members Term of Council	Statistical Council Members appointed by / Council chaired by
BG	Prime Minister, upon nomination by Decision of the Council of Ministers, appoints President of NSI and two Deputy Presidents for seven years.	High Statistical Council (HSC) with 20-35 members; term is not defined; National Statistical Council (NSC) with 16 members; term is not defined; Other Councils ²⁾	The President of the NSI nominates HSC members and the chairperson is elected among its members. HSC members are nominated by heads of respective units they represent and chaired by President NSI
CZ	President of the Republic appoints CZSO President upon the proposal of the Government. Term of appointment is not defined.	Statistical Council has 25 members at most. Term not defined	Appointed and chaired by CZSO President
EE	Minister of Finance nominates Director General of SOE on permanent terms.	No Statistical Council. There are permanent and ad hoc working groups on different statistical areas.	Not applicable
HU	Prime Minister appoints President of the HCSO for six years, renewable twice maximum.	Statistical Council with 33 members for a term of three years	Members appointed by the respective organisations they represent. The Chairman appointed from membership by Prime Minister upon recommendation of the other members and submission of the HCSO President
LV	The Cabinet, upon recommendation of Minister of Economy appoints the President of the CSB for 5 years in compliance with Law on State Civil Service. The two Vice-Presidents are appointed by the President of the CSB	No State Statistical Council. Regular working groups are established in the most important statistical domains. The CSB reports directly to the Ministry of Economy.	Not applicable
LT	Prime Minister appoints (and may dismiss) Director General of SL for the undetermined period	Statistical Council is an advisory body with 22 members who approve their own council composition and its regulations; term not defined.	Appointed by the Government Chaired by Director General of SL
PL	The Prime Minister appoints President of GUS for six years.	Statistical Council with 19 members for a five-year mandate.	Appointed by Prime Minister Elects its own chair
RO	The Prime Minister appoints President of INS ³⁾	Council for Co-ordinating Statistical Activity (CCSA) with 34 members and the INS President (who is a council member by right) for two years	Appointed by Prime Minister upon the proposal of the institutes they represent. Council approves its own functioning rules. Chaired by the President of the INS.
SK	The President of the Slovak Republic, upon nomination by government, appoints President of the SO SR for five years.	Statistical Council is an advisory body of 26 members. The term of appointment is not defined.	Appointed by the President of the SO SR according to proposals of the bodies they represent Chaired by the President of the SO SR.
SI	The government appoints Director General SORS for five years.	Statistical Council is a professional methodological advisory body of 14 members for a four-year mandate. There are 24 statistical advisory committees established by SORS under the umbrella of Statistical Council.	Appointed by institutions they represent Elects its own chair (who cannot be Director General of the SORS)

²⁾ Other councils set up by the NSI in Bulgaria are the Methodology Council, the Methodology & Training Council, the Technical & Technological Council and an Editing Council

³⁾ In Romania, there are no special provisions regulating the appointment, conduct and removal of the INS President.

Annex 4 NSI Organisation and Regional Structure in Candidate Countries

CC	NSI Head	Level of Centralisation	
		Headquarters and its responsibilities	Regional offices and allocated tasks
BG	President, assisted by two Deputy Presidents and the Chief Administrative Secretary	Three broad responsibilities (production and development of statistics, statistical infrastructure, administrative issues) split into 8 departments.	28 regional statistical offices only for data collection in the 'oblasti' and initial data processing; headed by Directors who are appointed by NSI President.
CZ	President CZSO, assisted by two Vice-Presidents	Two sectors (analyses and macro-economic statistics and general methodology and branch statistics) including several branches and departments reporting directly to the President or a Vice-President.	14 regional offices focussing on dissemination, statistical support and fieldwork. Six nation-wide processing departments for processing data related to specific topics
EE	Director General of SOE, assisted by two Deputy Directors General	Seven divisions and two departments further sub-divided into 34 subject-matter units each in charge of one or more statistical domains.	One section of SOE in Viljandi; LFS in Viljandi as part of work of the newly formed section within the Population and Social Statistics Division in Tallinn. Ten supervisors assisting and supervising data collection in 15 counties.
HU	President of the HCSO assisted by four Deputy Presidents	Four broad units of statistics (economics, social, co-ordinating, economic affairs & information) sub-divided into departments, reporting directly to Deputy President.	19 county directorates undertake field operations, data collection, data capture, primary processing in their area, under the responsibility of the President of the HCSO.
LV	The President of the CSB assisted by two Vice-Presidents	Seven departments, of which four are directly involved in data collection, processing and calculations, reporting to the President and Vice-Presidents.	19 local offices are responsible for distribution of statistical questionnaires, data collection, validation and checking of primary information in their regions for electronic transfer to headquarters.
LT	Director General SL assisted by four Deputy Directors General	Four main departments employing 55% of SL staff (business, macro-economics, economic & social, agriculture & environment), some with functional units.	Ten county statistical offices and 38 statistical offices at municipality level (2002 data) ⁴⁾ ; they collect survey data (questionnaires, data capture, business registration).
PL	President assisted by four Vice-Presidents	Four sectors (economic, social, administrative, technical) divided into 12 divisions: employing only 10% of NSI staff.	16 regional offices with their respective directors under direct responsibility of GUS President.
RO	President INS assisted by a Vice-President and a General Secretary	12 General Directions (further sub-divided into two to three directions responsible for specific statistical domains), employing 27% of total staff.	Eight regional directions of INS (at NUTS 2 level) and 34 county statistical offices at municipality level. All are fully subordinated to the INS President.
SK	SO SR President assisted by a Vice-President and the President's Office. In line with the new Law on Civil Service (2002) a Civil Service Office was established at the SOSR	The headquarters is divided into 4 organisational sections, headed by the Directors General. Three of them deal with different statistical domains (business, social and demographic, national accounts) and the remaining one serves as a general service to the SO SR (methodology and IT). In addition there are five departments (EI and international co-operation, comprehensive analyses and publications, foreign trade statistics, economic and service department) belonging directly to the President's office. The sections are divided into departments and units.	Eight regional offices for data collection and processing related to specific fields and provision of information services to customers.
SI	Director General assisted by Deputy Director General	Ten sectors for handling various statistical fields; centralised for processing, protecting and disseminating data; divided into 45 departments	No regional office. The collection of data is decentralised.

⁴⁾ In 2002 the preparatory work of the regional reform started. The aim was to reduce the number of regional statistical offices, to increase the work effectiveness. In January 2003 the pilot project started. During January-May 2003 two county statistical offices including regional offices have been joined together. Based on the results the other regional offices will be reformed. As a result of the reform there will be 5 regional statistical offices at county level. As far as municipal level is concerned, there will be 1-2 representatives of SL, mainly responsible for maintaining links with users, respondents and data.

Annex 5 The NSI Budget (in € million)⁵⁾ of the National Statistical Institutes for 2002

CC	Basic Budget (in € million)	Comments
BG	6.9 ⁶⁾	Budget allocations are accompanied by an upper limit on the average annual salary. The revenues and expenditures including pre-financing of EU pre-accession programs and state budget transfers are determined by Law for State Budget.
CZ	27,9	Annual budget has to be approved by Parliament based upon submitted activity reports and results obtained. Special approval from Ministry of Finance is required to move funds between capital and current expenditure. Re-allocations between regional and headquarters are done exceptionally. The CZSO has little freedom in the way this is spent once it is approved by Parliament. Receipts go back to the Ministry of Finance.
EE	3.95	The conduct of official statistical surveys is financed from the State budget. The State budget is approved by Parliament.
HU	45,7	Strong public expenditure controls with budget allocations for separate headings and accounted for accordingly. There is no system for allocating costs to specific programs, a system for time usage and budget accounting would be useful. Such a system is currently under elaboration.
LV	3.5 ⁶⁾	The CBS budget is approved by the Parliament and is under the responsibility of the CSB President. Funds can be freely shifted between local offices and headquarters, but any excess funds are transferred to the Treasury.
LT	6.1	Strong control over public expenditure by government: budget is imposed under separate budget headings and separately allocated to central and regional expenditure. This leaves less budget flexibility for Director General.
PL	59	Strong public expenditure policy in Poland. Separate expenditure allocation to central and regional offices.
RO	9.5	Official statistics are funded by State budgetary funds. Budget approval is based on INS annual programme of statistical surveys submitted to the government. In 2002, the budget for General Agricultural Census amounted to 0.47 million Euro, while 2.61 million Euro were allotted for finalising the Population and Housing Census works. Ministries use their own budgets for their statistical activities. Initial allocation of budget items can only be changed by special government approval so caution is exercised in budget control.
SK	8.3	Budget for national statistical sector is approved by Parliament after submitting the Final Account of the SO SR for the previous year. The President of the SO SR is responsible for the entire SO SR budget (headquarters and regional offices). Receipts go back to the State Budget.
SI	18.2	Slovenian statistical budget is mainly state funding, with around 20% allocated to surveys. Receipts from sales of publications, data or services cover only material costs (printing cost, paper)

⁵⁾ All conversions from national currency to € were based on the annual average exchange rate for 2002 (2003) from New Cronos. The basic budget excludes special expenditure related to population and agriculture censuses.

⁶⁾ 2003 budget.

Annex 6 Breakdown of NSI Staff by Gender and Location, 2002

CC	Total NSI Number	Staff %	Male % of total	Female % of total	Number of NSI Statisticians per 100 000 Population	Staff movement in 2002
Bulgaria						
Head Office	459	27%	20%	80%	19.0	54 recruited, 57 left
Regional Office	1260	73%	11%	89%		
Total NSI	1719	100%	14%	86%		
Czech Republic						
Head Office	701	38%	34%	66%	18.2	207 recruited, 214 left
Regional Office	1159	62%	17%	83%		
Total NSI	1860	100%	24%	76%		
Estonia						
Head Office	361	100%	17%	83%	26.0	25 recruited, 32 left
Regional Office	0	0%	0%	0%		
Total NSI	361	100%	17%	83%		
Hungary						
Head Office	934	48%	33%	67%	19.5	165 recruited, 54 left
Regional Office	1017	52%	24%	76%		
Total NSI	1951	100%	28%	72%		
Latvia						
Head Office	434	73%	21%	79%	25.3	36 recruited, 23 left
Local Office	157	27%	1%	99%		
Total NSI	591	100%	16%	84%		
Lithuania						
Head Office	292	55%	15.4%	84.5%	15.2	15 recruited, 25 left
Regional Office	241	45%	5%	95%		
Total NSI	533	100%	11%	89%		
Poland						
Head Office	789	11%	22%	78%	19.0	428 recruited, 525 left
Regional Office	6476	89%	14%	86%		
Total NSI	7265	100%	15%	85%		
Romania						
Head Office	490	27%	22%	78%	8.4	145 recruited, 162 left
Regional Office	1339	73%	21%	79%		
Total NSI ⁷⁾	1829	100%	21%	79%		
Slovak Republic						
Head Office	320	30%	28%	72%	15.9	69 recruited, 68 left
Regional Office	771	70%	18%	82%		
Total NSI	1091	100%	20%	80%		
Slovenia						
Head Office	391	100%	32%	68%	19.9	8 recruited, 7 left
Regional Office	0	0%	0%	0%		
Total NSI	391	100%	32%	68%		

⁷⁾ INS Romania employs only 1785 of the total posts available.

Annex 7 NSI Staff by Age Group, Level of Education and Training, 2002

CC	% of Personnel by Age in Years			% of Personnel by Level of Education			EU Traineeships during the period Jan 1999-Aug 2003 [®]
	Below 30	31 - 45	45 +	Below Secondary	Secondary Graduate	University Graduate	
BG	12	34	54		37	63	26
CZ	13	28	59	0	53	47	21
EE	17	28	55		16	80	18
HU	17	31	52	7	39	54	25
LV	20	31	49	-	34	66	12
LT	8	40	52	7	23	70	18
PL	22	34	44	6	55	39	25
RO	13	44	43		39	61	23
SK	14	36	50	1	56	43	19
SI	18	35	47		35	65	17

[®] The data refer to only the EU traineeships which are covered under the Phare 1997-2000 multi-beneficiary Programme, and that take place at Eurostat or the National Statistical Institute of a Member State for a period of 5.5 months. They include trainees from the NSIs as well as representatives of the ministries and the Central Bank.

Annex 8 Statistical Survey Programs in the NSIs, 2002

CC	Comments on Survey Programme	Total surveys per year by frequency ⁹⁾			Year of Population Census	Year of Agricultural Census	
		Total	Annual	Monthly			Quarterly
BG	Annual national programme for statistical surveys prepared by NSI is put to the High Statistical Council (for NSI surveys) and to the National Statistical Council (for surveys of other bodies). This is then approved by Ministry of Finance and Council of Ministers. The NSI also carries out surveys for payment on the basis of contracts with customers. It does not include all surveys undertaken by the Bodies of Statistics.	146 ⁽¹⁰⁾	95	22	29	2001	2003
CZ	Annual programme of statistical surveys prepared by CZSO and approved by Council. Surveys are carried out by CZSO and other ministries. Some surveys outside the programme are also done by ministries and agencies.	286 ⁽¹¹⁾	145	52	48	2001	2000
EE	Annual list of official statistical surveys prepared by SOE in collaboration with ministries, local and international agencies. This list is approved by government and the questionnaires used approved by the Minister of Finance.	163	109 ⁽¹²⁾	21	33	2000	2001
HU	Annual statistical programme proposed by President of the HCSO to the government after consultation with the statistical council. HCSO also acts as consultant in surveys of other ministries. Compulsory surveys in Hungary are included in the decree and any change in these surveys requires revised legislation.	198 ⁽¹³⁾	123	30	29	2001	2000
LV	Annual State Programme of Statistical Information is prepared by the CSB in consultation with ministries and other agencies, and approved by the Cabinet. It comprises all surveys conducted in Latvia by the CSB or other bodies.	98 ⁽¹⁴⁾	49	20	22	2000	2001
LT	Annual work programme of official statistics is prepared by SL in collaboration with other institutions involved, submitted to the Statistical Council and approved by the Director General of SL to whom the government has delegated this authority for approval.	215	104	49	42 +20 ⁽¹⁵⁾	2001	2003
PL	Annual statistical programme prepared by GUS in consultation with ministries and other users, approved by the Statistical Council, enacted by Council of Ministers. Changes to the programme occur several times a year with the approval of amendment legislation.	243 ⁽¹⁶⁾	146	38	33	2002	2002
RO	Annual programme of statistical surveys drawn up by INS, endorsed by the Council for Co-ordinating Statistical Activity and submitted for approval by Government Decision.	130 ⁽¹⁷⁾	83	25	19	2002	Dec 2002 to Jan 2003
SK	Annual state statistical survey programme prepared by the SO SR in co-operation with central authorities and territorial bodies. This is approved by the Statistical Council and published in the form of a SO SR decree. From 2002 the SO SR applies a three-year Programme of State Statistical Surveys.	102 includes 14+3 irreg- ular surveys	51	18	16	2001	2001
SI	Medium-term programme of statistical surveys prepared by SORS and approved in form of Government Decision in collaboration with various users. The surveys are carried out by the NSI and authorised performers. The annual plan is determined by Director General with the consent of authorised performers and is published in the Uradni list Republike Slovenije.	229 ⁽¹⁸⁾	126	52	14	2002	2000

⁹⁾ A blank cell denotes that the survey breakdown by frequency is not available for the country

⁽¹⁰⁾ Figure for 2003. Not included 28 surveys of the Bodies of Statistics, but they are incl. in the 2003 National Programme for Statistical Surveys.

⁽¹¹⁾ In the Czech Republic, this total includes 21 ad hoc surveys and 20 bi-annual surveys.

⁽¹²⁾ For Estonia, 109 includes the population and housing census, agricultural census, 1 continuous survey, 2 surveys also quarterly and monthly, 6 surveys also quarterly, 4 surveys also monthly, 2 surveys once a year, 1 survey twice a year, 1 survey October, 1 survey every 5-8 years, 1 single survey. The figure of monthly surveys includes also 1 weekly survey.

⁽¹³⁾ For Hungary, this includes 12 occasional and 3 bi-annual surveys.

⁽¹⁴⁾ For Latvia, this concerns only surveys introduced by the CSB. The total number includes surveys conducted weekly (1), semi-annually (5) or by uncertain frequency (1).

⁽¹⁵⁾ For Lithuania, this also includes bi-annual, weekly, double periodicity (monthly/annual, quarterly/annual) and other occasional surveys.

⁽¹⁶⁾ For Poland, this includes: population census and agricultural census, surveys conducted twice a year (20), three times a year (1), four times a year (1), six times a year (1), weekly (1).

⁽¹⁷⁾ The total figure for Romania also includes 3 bi-annual surveys.

⁽¹⁸⁾ For Slovenia, this also includes bi-annual, weekly and other occasional surveys.

Annex 9 The Statistical Registers in the CCs

CC Registers	Comments
<p>BG Bulstat Register is an administrative register which identifies all legal economic and other subjects by a unique business identification number; Statistical Business Register (SBR) based on Bulstat and includes legal units, legal units accepted as enterprises and local units on the basis of the legally registered subsidiaries of legal units; National Population Register which assigns a unique personal identification number to each Bulgarian Citizen and updated with registration of vital events.</p>	<p>Bulstat is continuously maintained by NSI Regional Office staff. SBR is updated once a year. National Population Register is continuously maintained by the Ministry of Regional Development and Public Works.</p>
<p>CZ Business Register of legal units assigned with an identification number, maintained by CZSO; Register of Census Districts based on Population Census, maintained by CZSO and contains boundaries of districts and territorial identification of houses; Farm Register ; Register of Accommodation Establishments; CZSO used administrative data for BR updating purposes - Social Security Register; Register of VAT Payers; Tax Register</p>	<p>The Business Register is a full historical and multi-sourced register, which covers the whole population of legal units in the Czech Republic. The BR contains also statistical units (enterprises, local units and kind-of-activity units), which are used for statistical purposes only.</p>
<p>EE Business Register; Commercial Register; State Register of Government & Local Institutions; Estonian Population Register since 2002 based on Population Registration Database and electoral registers.</p>	<p>A Statistical Profile database exists based on the legal registers stated and is used for drawing up business registers.</p>
<p>HU Business Register. A central national population register is maintained by the Ministry of Interior. Its use for statistical purposes is limited to the provision of anonymous samples.</p>	<p>Updating of new units and inactive units is reasonably good. Limited use of administrative sources or registers for statistical production possibly due to legislation on data protection.</p>
<p>LV The Statistical Business Register maintained by the CSB contains all legal units from the State Enterprise Register for all NACE sections under supervision of the Ministry of Justice, as well as all public organisations and local kind-of-activity units (independent of size class). The Residents' Register (RER) is managed by the Ministry of Interior and it is freely accessible to the CSB. The Statistical Farm Register was set up in 1999 and updated according to the Agricultural Census 2001 data.</p>	<p>Currently the CSB receives monthly information about changes of names and addresses from the State Enterprise Register. For updating the register, a special survey covers every enterprise, not included in regular survey, once in 18 months. The CSB has an access to the Taxpayer's Register.</p>
<p>LT SL manages Statistical Business Register. The Register contains all kinds of enterprises, public (budgetary) institutions and other economic units as well. From April 2003, a new model Statistical Business register started to function. Three main statistical units are recorded in the new model BR. Population Register is maintained by the Ministry of Internal Affairs, containing persons 16 years and above.</p>	<p>SL receives updates of the Population Register from the Ministry. The Statistical Business Register contains three main units as it is required according to the EU regulations on business register.</p>
<p>PL REGON business register maintained through the regional offices. It is based on Tax and VAT records and includes all local, legal and business entities. The population register is not used for statistical purposes. Central Statistical Office runs the statistical register (BJS). BJS functions as a frame for all surveys conducted on units. It contains descriptions of enterprises, public sector units and non-profit units.</p>	<p>BJS contains information from the National Official Register of the National Economy Units (REGON) and supplementary information, both from surveys and other sources, including administrative information systems.</p>
<p>RO Statistical business register REGIS set up by the INS with administrative files (mainly fiscal register) as main data source with legal units, enterprises and local units. Population register under the responsibility of the Ministry of Interior but not used for statistical purposes. Vital statistics are based on the civil registration.</p>	<p>REGIS is continuously updated.</p>
<p>SK Business Register; Farm Register; Register of Accommodation Establishments; Register of Census Districts; Register of Local units is in preparation. The Population Register is in responsibility of the Ministry of Interior.</p>	<p>The registers contain all legal units and enterprises assigned an identification number by SOSR. Updated continuously from statistical surveys and administrative sources.</p>
<p>SI Register of Territorial Units (includes administrative territorial units, streets and house numbers, building identification), Business Register (includes all legal business entities, active or not, each with a Business Identification Number and unit of activity) and Central Population Register with PIN assigned to each individual.</p>	

Annex 10 Dissemination of Statistics, 2002

CC	Number of Publications by Frequency					Comments on Dissemination (Note: IMF Special Data Dissemination Standard = IMF SDDS)
	Total	Annual	Bi-Annual	Quarterly	Monthly	
BG	36 ¹⁹⁾	29		2	1 + 1 bi-monthly	Week of release announced on NSI website. Press conferences announced 2-3 days ahead. Website mainly in Bulgarian, but some parts in English. Bi-monthly press conferences. IMF DDS since May 2000. SDDS by 2006.
CZ	314 ²⁰⁾	107	7	44	27	Publication catalogue on website (available in Czech and English) and sent to all subscribers. Economic & financial statistics by IMF SDDS since 2000. Catalogue includes calendar of news and press releases of year ahead.
EE	54 ²¹⁾	32		9	3	Publication catalogue available. Publication calendar available well in advance and updated weekly on the web. Website and most publications are in Estonian and English. On-line orders and public statistical database provided on website.
HU	251 ²²⁾	197	2	34	18	Detailed release schedule for key regular outputs which are pre-announced. Dissemination database to a data warehouse is available on website.
LV	53	37	-	14	2	Publication catalogue (available in Latvian and English) available on website and sent to all subscribers. Release dates are available 4 months in advance; preliminary news release dates are available 1 year in advance. National summary data page according to IMF SDDS. CSB runs an Information Centre with an electronic database of publications.
LT	105 ²³⁾	61	9	15	13	Publication catalogue available. Catalogue announces time of release well in advance and on website. Publications are in Lithuanian and English. All publications are available in electronic versions, 5 available on CD-ROM, 3 - Internet publications. A calendar for press releases is compiled for every year and disseminated widely, also available on the website.
PL	247	192	10	22	23	Publications catalogue available. Detailed release schedule for key regular output which are pre-announced. Monthly press conferences. Wide range of statistics on GUS website.
RO	50 ²⁴⁾	36	1	9	4	Publications catalogue available in Romanian and English. Key indicators are released at pre-announced dates by press releases. Key statistics available on website in Romanian and English. INS has publication shop.
SK	106 ²⁵⁾	63	3	26	14	Publication catalogue available. Timetable of first data releases 4 months in advance on web page. Press conferences on release of significant statistics and thematic conferences for bank analysts. Publications are in Slovak with almost 70 % being also in English. Electronic database via internet being set up. The SO SR has a data shop and Information Service Department. IMF SDDS since 1996.
SI	156	86	4	20	46	Calendar of first release dates. Most publications are in Slovene and English, mostly on paper and partly on internet. Monthly press conferences with special statistical tables prepared in advance. Statistical databank in Slovene, partly in English and German. Adopted IMF SDDS.

¹⁹⁾ Figures for 2003. Includes 8 electronic publications

²⁰⁾ All publications of CZSO are available in electronic form. The total includes 129 publications, which are not regular.

²¹⁾ In 2002, there were 54 titles and 117 publications including 16 periodicals.

²²⁾ 46 of the publications are also available on Internet and 28 on CD-Rom

²³⁾ Includes 3 publications produced once in 5 years, 2 biennial publications and 2 Population Census data publications.

²⁴⁾ 7 annual and 1 monthly publications are also available in electronic version.

²⁵⁾ Publications of the SO SR Headquarters only; regional offices issued 82 publications in 2002.

Contact Addresses

Bulgaria

National Statistical Institute

2, Panayot Volov Str.

BG-1038 Sofia

Tel: +359 2 9857 771

Fax: +359 2 9857 640

E-mail: info@nsi.bg

Web site: <http://www.nsi.bg>

Czech Republic

Czech Statistical Office

Sokolovská 142

CZ-186 04 Praha 8

Tel: +420 266 107 552

Fax: +420 266 107 515

E-mail: slegrova@gw.czso.cz

Web site: <http://www.czso.cz>

Estonia

Statistical Office of Estonia

Endla 15

15174 Tallinn

Tel: +372 6259 300

Fax: +372 6259 370

E-mail: stat@stat.ee

Web site: <http://www.stat.ee>

Hungary

Hungarian Central Statistical Office

Keleti Karoly 5-7

PO box 51

HU-1525 Budapest

Tel: +361 345 6019

Fax: +361 345 6374

E-mail: info@office.ksh.hu

Web site: <http://www.ksh.hu>

Latvia

Central Statistical Bureau of Latvia

Lacplesa Street 1

LV-1301 Riga

Tel: +371 73 66 850

Fax: +371 78 30 137

E-mail: csb@csb.lv

Web site: <http://www.csb.lv>

Lithuania

Statistics Lithuania

29 Gedimino Ave.

LT-2746 Vilnius

Tel: +370 2 36 48 22

Fax: +370 2 36 48 45

E-mail: statistika@std.lt

Web site: <http://www.std.lt>

Poland

Central Statistical Office

Al. Niepodleglosci 208

PL-00925 Warszawa

Tel: +48 22 608 30 00

Fax: +48 22 608 30 01

E-mail: +48 22 608 38 63

E-mail: dissem@stat.gov.pl

Web site: <http://www.stat.gov.pl>

Romania

National Institute of Statistics

16, Libertatii Avenue, Sector 5

RO-70542 Bucharest

Tel: +40 1 312 48 75,

+40 1 311 33 09

Fax: +40 1 312.48.73,

+40 1 335 73 73

E-mail: romstat@insse.ro

Web site: <http://www.insse.ro>

Slovak Republic

Statistical Office of the Slovak Republic

Mileticova 3

SK-824 67 Bratislava

Tel: +421 2 50 236 334

Fax: +421 2 55 424 587

E-mail: elena.stavova@statistics.sk

Web site: <http://www.statistics.sk>

Slovenia

Statistical Office of the Republic of Slovenia

Vozarski pot 12

SI-1000 Ljubljana

Slovenija

Tel: +386 1 241 51 04

Fax: +386 1 241 53 44

E-mail: info.stat@gov.si

Web site: <http://www.stat.si/en>

Eurostat

Statistical Office of the European Communities

Directorate F - External Relations Statistics

Unit F3 - European Third Countries

Mail address:

Bâtiment Jean Monnet,

rue Alcide de Gasperi

L-2920 Luxembourg

Offices address:

Bâtiment Joseph Bech,

5 rue Alphonse Weicker

Office Bech A3/169

L-Luxembourg

Tel: +352 4301 33589

Switchboard: +352 4301 1

Fax: +352 4301 32139

Web site:

<http://europa.eu.int/comm/eurostat>

A		EU	European Union
ACC	Acceding Countries	Eurostat	Statistical Office of the European Communities
AGROMET	Model used for harvest forecasting	EU-SILC	European Union Statistics on Income and Living Conditions
B		EXTRASTAT	A system for collecting statistics relation to trading of goods between Member States and the third countries
BJS	Statistical Business Register in Poland	F	
BNB	Bulgarian National Bank	FADN	Farm Accountancy Data Network
BoL	Bank of Lithuania	FAO	Food and Agricultural Organisation
BOL	Bank of Latvia	FDI	Foreign Direct Investment
BOP	Balance of Payments	Frascati Manual	OECD manual on international comparability of national R&D activities
BRS	Business Register of Slovenia	FSS	Farm Structure Survey
BTS	Business Tendency Survey	G	
C		GDP	Gross Domestic Product
Canberra Manual	OECD manual for 'Human Resources in Science and Technology'	GEONOM	Country Nomenclature for the External Trade Statistics of the Community and Statistics of Trade between Member States
CCs	Candidate Countries	GESMES	An Electronic Data Interchange message - GEneric Statistical MESsage - for the exchange of any type of multi-dimensional data or chronological series
CC	Classification of Types of Construction	GFS	Government Finance Statistics
CCI	Construction Cost Index	GIS	Geographic Information System
CIS-3	Community Innovation Survey - 3	GOVNET	Government Network in the Slovak Republic
CN	Combined Nomenclature	GUS	Central Statistical Office of Poland
CNB	Czech National Bank	H	
COFOG	Classification of the Functions of Government	HBS	Household Budget Surveys
COICOP	Classification of Individual Consumption by Purpose	HCSO	Hungarian Central Statistical Office
COMEXT	Eurostat reference database on external trade statistics	HICP	Harmonised Index of Consumer Prices
COPNI	Classification Of the Purposes of Non-profit Institutions	HRST	Human Resources in Science and Technology
CPA	Classification of Products by Activity	HS	Health Survey
CPI	Consumer Price Index	I	
CSB	Central Statistical Bureau of Latvia	ICAO	International Civil Aviation Organisation
CVTS	Continuous Vocational Training Survey	ICD	International Statistical Classification of Diseases and related health problems
CZSO	Czech Statistical Office	ICT	Information and Communication Technology
E		IEA	International Energy Agency
EAA 97	Economic Agricultural Accounts	ILO	International Labour Organisation
ECB	European Central Bank	IMF	International Monetary Fund
ECE	Economic Commission for Europe (UN)	INFOSTAT	Slovak Research and Development Centre for Statistics
ECHP	European Community Household Panel	INS	National Statistical Institute of Romania
ECP	European Comparison Programme	INTRASTAT	A system for collecting statistics in relation to trading of goods between EU Member States (intra-community trade)
ECTM	European Conference of Transport Ministries	ISCED 97	International Standard Classification on Education
EDI	Electronic Data Interchange	ISCO 88	International Standard Classification of Occupations
EDP	Electronic Data Processing	IT	Information Technology
EKOMAR	Comprehensive Annual Enterprise Report in Estonia		
EPEA	Environmental Protection Expenditure Account		
EUROFARM	Eurostat database on agriculture		
ESA 95	European System of National Accounts		
ESAW	European Survey on Accidents at Work		
ESSPROS	European System of Integrated Social PROtection Statistics		
ESU	European Size Units. One unit corresponds to a standard gross margin of 1,200 European Units of Accounts (ECU)		

Glossary

J			
JODE	Joint Data Exercise	PIN	Personal Identification Number
JQ	Joint Questionnaire	PPI	Producer Price Index
K		PPP	Purchasing Power Parity
KAU	Kind-of-Activity Unit	PRODCOM	Classification of Industrial Products of the European Community
L		R	
LAN	Local Area Network	R&D	Research and Development
LCS	Living Conditions Survey	REGIO	Eurostat harmonised regional statistical database
LEG	Leadership Group	REGIS	Business Register in Romania
LFS	Labour Force Survey	REGON	National register of economic units in Poland
LKAU	Local Kind-of-Activity Unit	RER	Residents' Register in Latvia
LSI	Latvian Statistical Institute	S	
LUCAS	Land use/cover area frame survey	SBR	Statistical Business Register in Bulgaria
M		SBS	Structural Business Statistics
MAF	Ministry of Agriculture and Forestry in Bulgaria	SER	State Enterprise Register in Latvia
MIS	Methodology and Informatics Section of the SO SR	SIOT	Symmetric Input-Output Tables
N		SL	Statistics Lithuania (Department of Statistics)
NA	National Accounts	SME	Small and Medium Enterprises
NACE	Statistical Classification of Economic Activities in the European Community	SNA	System of National Accounts
NAFO	North West Atlantic Fishery Organisation	SOE	Statistical Office of Estonia
NAICS	North American Industry Classification System	SORS	Statistical Office of the Republic of Slovenia
NBH	National Bank of Hungary	SO SR	Statistical Office of the Slovak Republic
NBP	National Bank of Poland	STADIUM	STAtistical Data Interchange Universal Monitoring
NBR	National Bank of Romania	STATNET	Wide area network in the Slovak Republic
NBS	National Bank of Slovakia	STS	Short-Term Statistics
NCTS	National Centre for Training in Statistics in Romania	SUT	Supply and Use Tables
NEC (n.e.c)	Not elsewhere classified	T	
NSI	National Statistical Institute	TES	Training of European Statisticians
NST/R	Standard Goods Classification for Transport Statistics, revised	TUS	Time Use Survey
NTS	Nomenclature of Territorial Units for Statistical Purposes in Poland	U	
NUTS	Nomenclature of Territorial Units for Statistics	UN	United Nations
O		UNECE	United Nations Economic Commission for Europe
OECD	Organisation for Economic Co-operation and Development	UNESCO	United Nations Educational, Scientific and Cultural Organisation
OJ	Official Journal	V	
Oslo Manual	OECD Manual 'The measurement of scientific and technological activities'	VAT	Value Added Tax
OCR	Optical character recognition (reader)	VITA	Governmental data transmission network in Latvia
OLAP	Online Analytical Processing	W	
P		WAN	Wide Area Network
PHARE	Poland and Hungary Action for Restructuring of the Economy. Action plan for co-ordinated aid to Poland and Hungary (subsequently extended to the remainder of the Central and East European countries)	WHO	World Health Organisation
		WTO	World Trade Organisation