

EEA Fisheries in the NW Atlantic, 1998

D.G. Cross

Catch by country.

The EEA catch in the Northwest Atlantic in 1998 has been provisionally reported as 51,042 tonnes, a 4.7% increase over that for 1997 (see Table 1). Of that, 41,784 tonnes (or 82%) was caught by EU Member States. Spain, with 30,950 tonnes was the major EEA fishing nation, contributing 61% to the EEA total and 74% to the EU total. Portugal, at 9,616 tonnes (19% and 23% of the EEA and EU totals respectively), Iceland, at 6,572 tonnes (13% of the EEA total) and Norway, at 2,686 tonnes (5% of the EEA total) were the only other countries making significant contributions to the total.

	1997	1998	% change 98/97
EU-15	37 846	41 784	+10.4
DK	421	556	+32.0
D	450	355	-21.1
E	27 955	30 950	+10.7
P	8 997	9 616	+6.9
UK	23	307	+1 234.8
ISL	7 197	6 572	-8.7
N	3 711	2 686	-27.6
EEA	48 754	51 042	+4.7

Table 1: EEA catches in the NW Atlantic, 1997-98 (tonnes)

Catch by major species.

As in 1997 the major species in the catch of EEA countries in 1998 was the Greenland halibut (*Reinhardtius hippoglossoides*). The catch of this species (12,169 tonnes) was 24% of the total and was a decrease of 10% over that for 1997. Spain had the largest catch (7,238 tonnes), followed by Portugal (3,242 tonnes), Norway (1,339 tonnes) and Germany (350 tonnes).

Skates of the *Raja* species contributed 9,215 tonnes to the EEA total catch in 1998, 10% less than in 1997. Only EU Member States caught this species with the great part (88%) being by Spain (8,106 tonnes). Portugal with a catch of 1,105 tonnes was the only other country to make a significant catch.

The Northern prawn (*Pandalus borealis*) made the next largest contribution to the EEA total catch in 1998, but at 9,583 tonnes the catch was 5% less than in 1997. The two non-EU countries, Iceland and Norway, made the largest contribution to the total (6,572 and 1,339 tonnes respectively).

The rough-head grenadier (*Macrourus berglax*) is a relatively new species to be reported in the catches from the Northwest Atlantic. Only two countries (Spain and Portugal) reported catches of this species in 1998 (6,050 and 1,090 tonnes respectively). The total catch was a 59% increase over that for 1997.

Statistics
in focus

AGRICULTURE AND
FISHERIES

THEME 5 – 9/1999

FISHERIES

Contents

Catch by country. 1

Catch by major species. 1



3-alpha code	Species	EU-15		EEA	
		1997	1998	1997	1998
	Total fishery products	37 703	41 784	48 755	51 042
ANG	American angler - <i>Lophius americanus</i>	2	2	2	2
ANT	Blue antimora - <i>Antimora rostrata</i>	-	26	-	26
CAA	Atlantic wolffish - <i>Anarhichas lupus</i>	-	7	-	7
CAT	Wolffishes (=Catfishes) nei - <i>Anarhichas</i> spp	717	614	717	614
COD	Atlantic cod - <i>Gadus morhua</i>	1 570	549	1 570	549
DGX	Dogfish sharks nei - <i>Squalidae</i>	216	608	216	608
FIN	Finfishes nei - <i>Osteichthyes</i>	19	70	19	70
GHL	Greenland halibut - <i>Reinhardtius hippoglossoides</i>	11 733	10 830	13 547	12 169
GRO	Groundfishes nei - <i>Osteichthyes</i>	-	283	-	290
HAD	Haddock - <i>Melanogrammus aeglefinus</i>	43	6	43	6
HAL	Atlantic halibut - <i>Hippoglossus hippoglossus</i>	66	97	67	97
HKR	Red hake - <i>Urophycis chuss</i>	1 015	1 218	1 015	1 218
HKW	White hake - <i>Urophycis tenuis</i>	309	491	309	491
PLA	American. plaice - <i>Hippoglossoides platessoides</i>	1 395	1 498	1 395	1 498
PRA	Northern prawn - <i>Pandalus borealis</i>	1 014	1 672	10 097	9 583
RED	Atlantic redfishes - <i>Sebastes</i> spp	2 514	5 055	2 519	5 056
RHG	Roughhead grenadier - <i>Macrourus berglax</i>	4 499	7 140	4 499	7 140
RNG	Roundnose grenadier - <i>Coryphaenoides rupestris</i>	4	5	4	5
SHX	Large sharks nei - <i>Squaliformes</i>	-	17	-	17
SKA	Skates - <i>Raja</i> spp	10 234	9 215	10 234	9 215
SQI	Shortfin (Northern) squid - <i>Illex illecebrosus</i>	1	4	1	4
WIT	Witch flounder - <i>Glyptocephalus cynoglossus</i>	1 695	1 730	1 695	1 730
YEL	Yellowtail flounder - <i>Limanda ferruginea</i>	657	647	657	647

Table 2: Catches in the NW Atlantic, 1997-98 (tonnes)

Atlantic redfishes (*Sebastes* spp) are a more traditional species in the catches of the NW Atlantic. In 1998 the total EEA catch was 5,056 tonnes, double that recorded in 1997. Spain (2,686 tonnes) and Portugal (2,368 tonnes) were almost exclusively responsible for this catch.



Northern prawn (*Pandalus borealis*)

➤ ESSENTIAL INFORMATION – METHODOLOGICAL NOTES

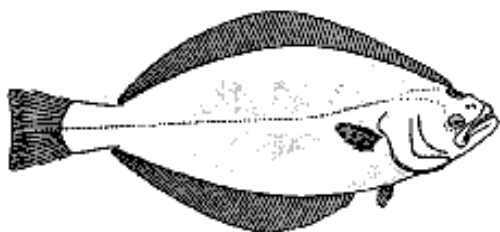
The catch statistics have been submitted by the national authorities of the EEA member countries under the terms of Council Regulation (EC) no. 2018/93. This requirement corresponds to the Statlant 21A and 21B questionnaires of FAO and NAFO (Northwest Atlantic Fisheries Organisation).

The data for 1998 are provisional, submitted to Eurostat with a dead-line of 31 May 1999. The 1997 data are final and Eurostat gratefully acknowledges the collaboration of the NAFO Secretariat in compiling these data.


No comparisons could be made with the catches by other countries in the Northwest Atlantic because, amongst others, data for one major coastal state, the USA, were not available, neither for 1997 nor 1998.

The member countries of the European Economic Area (EEA) are the members of the European Community (EU-15) plus Iceland, Norway and Liechtenstein. The latter has no marine fisheries.

The data are expressed in the live weight equivalent of the landings. They are derived from the landed weight of fishery products to which conversion factors have been applied. The data exclude all quantities caught but not landed.




Greenland halibut (*Rheinhardtius hippoglossoides*)



Atlantic redfishes (*Sebastes* spp)



Rough-head grenadier (*Macrourus berglax*)



Skates (*Raja* spp)

Further information:

➤ Reference publications

Title European fisheries in figures
 Catalogue No CA-13-98-556-EN-S Price EUR 60

➤ Databases

New Cronos
 Domain: FISH

To obtain information or to order publications, data bases and special sets of data, please contact the **Data Shop** network:

BELGIQUE/BELGIË	DANMARK	DEUTSCHLAND	ESPAÑA	FRANCE	ITALIA – Roma
Eurostat Data Shop Bruxelles/Brussel Chaussée d'Etterbeek 13 Etterbeeksesteenweg 13 B-1049 BRUXELLES / BRUSSEL Tel. (32-2) 299 66 66 Fax (32-2) 295 01 25 E-Mail: datashop.brussels@eurostat.cec.be	DANMARKS STATISTIK Bibliotek og Information Eurostat Data Shop Sejrøgade 11 DK-2100 KØBENHAVN Ø Tel. (45-39) 17 30 30 Fax (45-39) 17 30 03 E-Mail: bib@dst.dk	STATISTISCHES BUNDESAMT Eurostat Data Shop Berlin Otto-Braun-Straße 70-72 D-10178 BERLIN Tel. (49-30) 23 24 64 27/28 Fax (49-30) 23 24 64 30 E-Mail: stba-berlin.datashop@t-online.de	INE Eurostat Data Shop Paseo de la Castellana, 183 Oficina 009 Entrada por Estébanez Calderón E-28046 MADRID Tel. (34-91) 583 91 67 Fax (34-91) 579 71 20 E-Mail: datashop.eurostat@ine.es	INSEE Info Service Eurostat Data Shop 195, rue de Bercy Tour Gamma A F-75582 PARIS CEDEX 12 Tel. (33-1) 53 17 88 44 Fax (33-1) 53 17 88 22 E-Mail: datashop@insee.fr	ISTAT Centro di Informazione Statistica Sede di Roma, Eurostat Data Shop Via Cesare Balbo, 11a I-00184 ROMA Tel. (39-06) 46 73 31 05/02 Fax (39-06) 46 73 31 07/01 E-Mail: dipdiff@istat.it
ITALIA – Milano	LUXEMBOURG	NEDERLAND	NORGE	PORTUGAL	SCHWEIZ/SUISSE/SVIZZERA
ISTAT Centro di Informazione Statistica – Sede di Milano, Eurostat Data Shop Piazza della Repubblica, 22 I-20124 MILANO Tel. (39-02) 65 95 133/134 Fax (39-02) 65 30 75 E-mail: mileuro@tin.it	Eurostat Data Shop Luxembourg BP 453 L-2014 LUXEMBOURG 4, rue A. Weicker L-2721 LUXEMBOURG Tel. (352) 43 35 22 51 Fax (352) 43 35 22 221 E-Mail: dslux@eurostat.datashop.lu	STATISTICS NETHERLANDS Eurostat Data Shop-Voorburg po box 4000 2270 JM VOORBURG Nederland Tel. (31-70) 337 49 00 Fax (31-70) 337 59 84 E-Mail: datashop@cbs.nl	Statistics Norway Library and Information Centre Eurostat Data Shop Kongens gate 6 P. b. 8131, dep. N-0033 OSLO Tel. (47-22) 86 46 43 Fax (47-22) 86 45 04 E-Mail: biblioteket@ssb.no	Eurostat Data Shop Lisboa INE/Serviço de Difusão Av. António José de Almeida, 2 P-1000-043 LISBOA Tel. (351-1) 842 61 00 Fax (351-1) 842 63 64 E-Mail: data.shop@ine.pt	Statistisches Amt des Kantons Zürich, Eurostat Data Shop Bleicherweg 5 CH-8090 Zürich Tel. (41-1) 225 12 12 Fax (41-1) 225 12 99 E-Mail: datashop@zh.ch Internetadresse: http://www.zh.ch/statistik
SUOMI/FINLAND	SVERIGE	UNITED KINGDOM	UNITED KINGDOM	UNITED STATES OF AMERICA	
Eurostat Data Shop, Tilastokirjasto Postiosoite: PL 2B FIN-00022 Tilastokeskus Käyntiosoite: Työpajakatu 13 B, 2 krs Helsinki Tel. (358-9) 17 34 22 21 Fax (358-9) 17 34 22 79 S-posti datashop.tilastokeskus@tilastokeskus.fi Internetadresse: http://www.tilastokeskus.fi/tilastokeskus.html	STATISTICS SWEDEN Information service Eurostat Data Shop Karlavägen 100 Box 24 300 S-104 51 STOCKHOLM Tel. (46-8) 783 48 01 Fax (46-8) 783 48 99 E-Mail: infoservice@scb.se	Eurostat Data Shop Enquiries & advice and publications Office for National Statistics Customers & Electronic Services Unit 1 Drummond Gate - B1/05 UK-LONDON SW1V 2QQ Tel. (44-171) 533 56 76 Fax (44-171) 533 56 88 E-Mail: gloria.ryan@ons.gov.uk	Eurostat Data Shop Electronic Data Extractions, Enquiries & advice - R.CADE Unit 1L Mountjoy Research Centre University of Durham UK - DURHAM DH1 3SW Tel. (44-191) 374 7350 Fax: (44-191) 384 4971 E-Mail: r-CADE@dur.ac.uk URL: http://www.rcade.dur.ac.uk	HAVER ANALYTICS Eurostat Data Shop 60 East 42nd Street Suite 3310 USA-NEW YORK, NY 10165 Tel. (1-212) 986 93 00 Fax (1-212) 986 58 57 E-Mail: eurodata@haver.com	

Media Support Eurostat (for professional journalists only).
 Bech Building Office A3/48 • L-2920 Luxembourg • Tel. (352) 4301 33408 • Fax (352) 4301 32649 • e-mail: media.support@eurostat.cec.be

For information on methodology

David Cross, Eurostat/F2, Tel: (352) 4301 37249, Fax: (352) 4301 37318, Email: david.cross@eurostat.cec.be
 ORIGINAL: English

Please visit our web site at <http://europa.eu.int/eurostat.html> for further information!

A list of worldwide sales outlets is available at the **Office for Official Publications of the European Communities**.

2 rue Mercier – L-2985 Luxembourg
 Tel. (352) 2929 42118 Fax (352) 2929 42709
 Internet Address <http://eur-op.eu.int/fr/generals-ad.htm>
 e-mail: info.info@opoce.cec.be

BELGIQUE/BELGIË – DANMARK – DEUTSCHLAND – GREECE/ELLADA – ESPAÑA – FRANCE – IRELAND – ITALIA – LUXEMBOURG – NEDERLAND – ÖSTERREICH
 PORTUGAL – SUOMI/FINLAND – SVERIGE – UNITED KINGDOM – ISLAND – NORGE – SCHWEIZ/SUISSE/SVIZZERA – BALGARUA – ČESKÁ REPUBLIKA – CYPRUS
 EESTI – HRVATSKA – MAGYARORSZÁG – MALTA – POLSKA – ROMÂNIA – RUSSIA – SLOVAKIA – SLOVENIA – TÜRKIYE – AUSTRALIA – CANADA – EGYPT – INDIA
 ISRAËL – JAPAN – MALAYSIA – PHILIPPINES – SOUTH KOREA – THAILAND – UNITED STATES OF AMERICA

Order form

I would like to subscribe to Statistics in focus (from 1.1.1999 to 31.12.1999):
 (for the Data Shop and sales office addresses see above)

Formula 1: All 9 themes (approximately 90 issues)

Paper: 360 EUR

PDF: 264 EUR

Paper + PDF: 432 EUR

Language required: DE EN FR

Formula 2: One or more of the following seven themes:

Theme 1 'General statistics'

Paper: 42 EUR PDF: 30 EUR Combined: 54 EUR

Theme 2 'Economy and finance'

Theme 3 'Population and social conditions'

Theme 4 'Industry, trade and services'

Theme 5 'Agriculture and fisheries'

Theme 6 'External trade'

Theme 8 'Environment and energy'

Paper: 84 EUR PDF: 60 EUR Combined: 114 EUR

Language required: DE EN FR

Please send me a free copy of 'Eurostat Mini-Guide' (catalogue containing a selection of Eurostat products and services)
 Language required: DE EN FR

I would like a free subscription to 'Statistical References', the information letter on Eurostat products and services
 Language required: DE EN FR

Mr Mrs Ms

(Please use block capitals)

Name: _____ First name: _____

Company: _____ Department: _____

Function: _____

Address: _____

Post code: _____ Town: _____

Country: _____

Tel.: _____ Fax: _____

E-mail: _____

Payment on receipt of invoice, preferably by:

Bank transfer

Visa Eurocard

Card No: _____ Expires on: ____/____/____

Please confirm your intra-Community VAT number:

If no number is entered, VAT will be automatically applied. Subsequent reimbursement will not be possible.