

Roundwood production in EU-25

EU-25 and the world

EU-25 ranks second in the world for roundwood production, just behind the United States. EU-25 produces mainly coniferous roundwood. The trend in such production has shown a marked increase in recent years.

Roundwood production in EU-25 (376 mio m³ in 2004) has been increasing for the last 15 years, with the increase concerning primarily industrial roundwood. The main producers, accounting for 67% of EU-25 production, are in descending order: Sweden, Finland, Germany, France and Poland. The trend in these five countries has been upward since 1992, with the rise most marked in Poland and least marked in France.

Roundwood production consists mainly of coniferous wood (about 75%), production of which exceeds 50% in most countries except for Portugal, Luxembourg, Greece, Italy and Hungary.

In terms of volume, the main producers of non-coniferous wood are in descending order: France, Germany, Poland, Finland, Spain and Italy.

The production trends are positive for both types of wood, although the increase for non-coniferous wood is slower. This may be explained by the fact that the upward trends are stronger in the countries of northern Europe which produce mainly coniferous wood.

The Mediterranean countries (FR, ES, PT, IT, CY, EL and MT) produce practically equal amounts of coniferous and non-coniferous wood, accounting for about 13% of EU coniferous wood production and approximately 35% of non-coniferous production. With the exception of France, production remains low (below 15 mio m³) and the trends are very stable. These are also the countries which are most affected by natural accidents, especially fires.

Among the accession or candidate countries, Romania and Turkey together produce about 30 mio m³, or approximately 9% of EU-25 production.

Statistics in focus

AGRICULTURE AND FISHERIES

8/2006

Forestry

Author

Yves ZANATTA

Contents

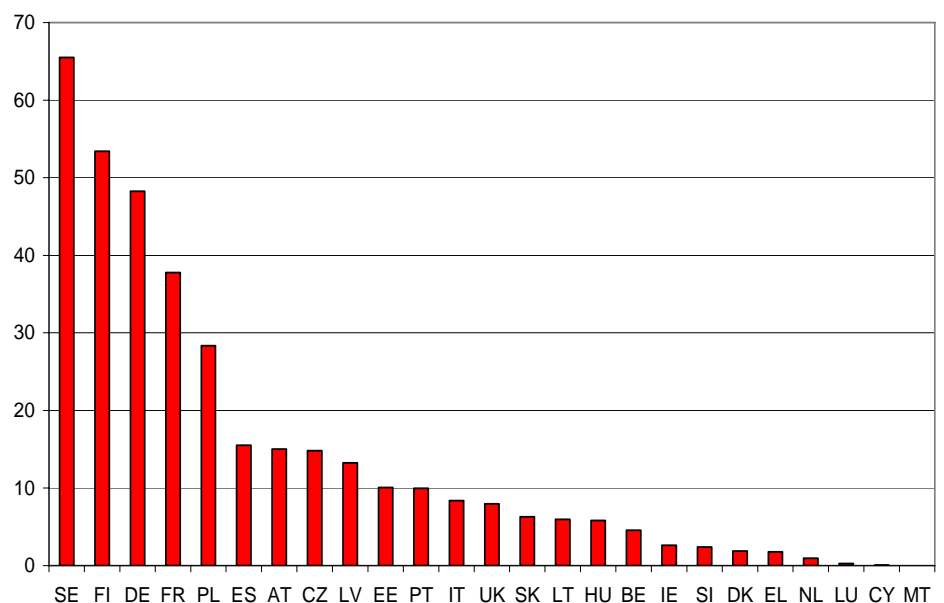
Roundwood

Production in EU-25..... 1

EU-25 and the world 2

Industrial roundwood 2

in mio m³ EU-25 Total production of roundwood (average 2000-2004)



These remarks do not take into account trends in fuelwood, for which data are hard to estimate in the Member States.

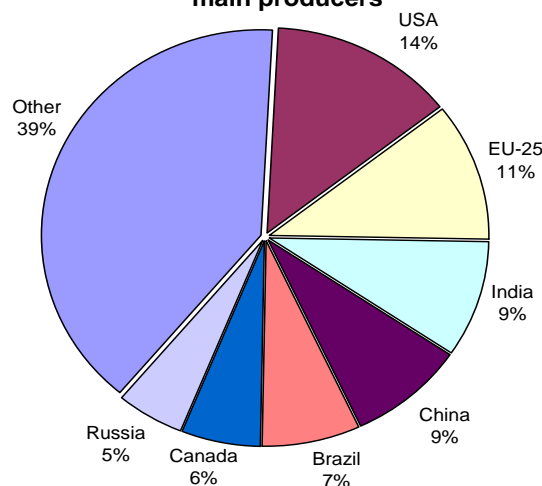


The data observed for 1993-2004 appear stable:

- At world level (according to FAO data) EU-25 accounts for 11% of worldwide roundwood production, thus ranking it second behind the United States (14%) but ahead of India (9%), China (9%), Brazil (7%), Canada (6%) and Russia (5%).

- Non-coniferous wood, especially tropical wood, accounts for two-thirds of worldwide production. This ratio is precisely inversed in the northern hemisphere countries where EU-25 competes directly with the USA, Canada and Russia.

**World roundwood production, average 2000-2004
main producers**



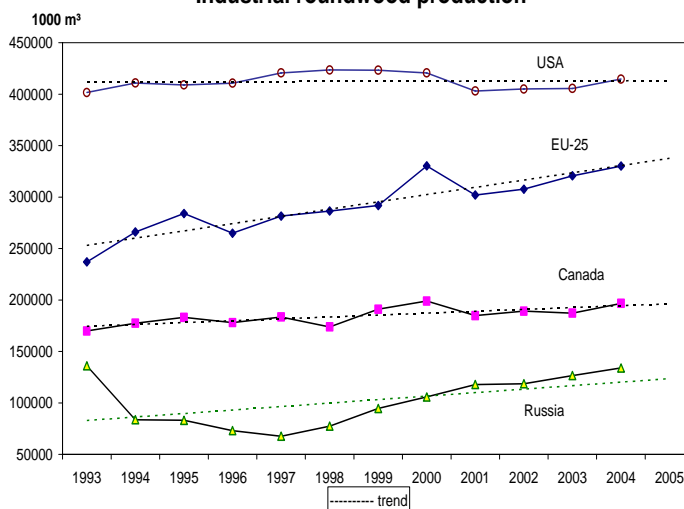
Industrial roundwood – Trends among major producers in the northern hemisphere

When the trends in industrial roundwood production are considered, it is interesting to note that the trend in the United States has been stable since 1993, whereas in Canada there has been a slight rise and in Russia it is hard to assess the trend. On the other hand, the trend shows a fairly significant rise for EU-25, especially because of the strong upward trends shown by the main producers.

EU-25 imports little compared with its production (between 20 and 30 mio m³ for imports, against production in excess of 350 mio m³), while exports for the 2001-2004 period amounted to about 3 mio m³. The bulk of exports are from Germany and Sweden. The main importers are Finland, Sweden and Italy.

One fact of note is that Russia exports nearly a quarter of its production.

Industrial roundwood production



Data non-EU countries Source FAO

PRODUCTION in 1000 m³

	Total roundwood						Industrial roundwood						Fuelwood					
	1999	2000	2001	2002	2003	2004	1999	2000	2001	2002	2003	2004	1999	2000	2001	2002	2003	2004
EU-25	332 075	369 865	341 632	349 135	366 474	376 601	291 726	330 349	301 933	307 706	320 760	330 129	40 350	39 517	39 699	41 429	45 715	46 471
BE	4 400	4 510	4 215	4 500	4 765	4 765	3 850	3 960	3 665	3 950	4 215	4 215	550	550	550	550	550	550
CZ	14 203	14 441	14 374	14 541	15 140	15 601	13 363	13 501	13 364	13 534	13 960	14 411	840	940	1 010	1 007	1 180	1 190
DK	1 538	2 952	1 613	1 446	1 627	1 627	1 215	2 491	996	789	810	810	323	461	617	657	817	817
DE	37 634	53 710	39 483	42 380	51 182	54 504	35 063	51 088	36 502	37 755	45 415	48 657	2 571	2 622	2 981	4 625	5 767	5 847
EE	6 704	8 910	10 200	10 500	10 500	10 300	5 900	7 270	8 320	8 600	8 400	8 100	804	1 640	1 880	1 900	2 100	2 200
EL	2 215	2 245	1 916	1 591	1 673	1 526	812	644	515	498	599	469	1 404	1 601	1 401	1 093	1 074	1 057
ES	14 810	14 321	15 131	15 839	16 105	16 290	13 160	12 721	13 276	13 850	14 075	14 235	1 650	1 600	1 855	1 989	2 030	2 055
FR	36 008	45 828	39 831	35 449	32 828	34 950	33 237	43 440	37 471	32 736	30 540	32 450	2 771	2 388	2 360	2 713	2 288	2 500
IE	2 593	2 673	2 455	2 646	2 683	2 562	2 520	2 600	2 423	2 612	2 653	2 542	73	73	32	34	30	20
IT	11 138	9 329	8 099	7 511	8 219	8 697	4 213	3 649	2 949	2 628	2 639	2 883	6 925	5 680	5 150	4 883	5 580	5 814
CY	36	21	18	15	12	10	28	15	12	10	8	7	8	5	7	5	4	3
LV	14 008	14 304	12 841	13 466	12 916	12 754	11 518	12 624	11 261	12 268	11 925	11 784	2 490	1 680	1 580	1 198	991	970
LT	4 924	5 500	5 700	6 115	6 275	6 120	3 800	4 050	4 220	4 820	4 955	4 860	1 124	1 450	1 480	1 295	1 320	1 260
LU	260	260	270	257	257	277	242	242	251	241	239	264	18	18	19	16	18	13
HU	5 231	5 902	5 811	5 836	5 785	5 660	2 655	3 305	3 492	3 438	3 004	2 988	2 576	2 597	2 319	2 398	2 781	2 672
MT	-	-	-	-	-	-	-	-	-	-	-	-	-	-	-	-	-	-
NL	1 044	1 039	865	839	1 044	1 026	882	879	729	703	754	736	162	160	136	136	290	290
AT	14 083	13 276	13 467	14 846	17 055	16 482	10 988	10 416	10 562	11 810	13 719	12 943	3 095	2 860	2 905	3 036	3 336	3 539
PL	24 268	26 025	25 016	27 137	30 836	32 733	22 842	24 489	23 375	24 995	27 204	29 337	1 426	1 536	1 641	2 142	3 632	3 396
PT	8 978	10 831	8 946	8 742	9 673	11 553	8 378	10 231	8 346	8 142	9 073	10 953	600	600	600	600	600	600
SI	2 068	2 253	2 257	2 283	2 591	2 551	1 563	1 721	1 962	2 003	2 232	1 826	505	532	295	280	359	725
SK	5 795	6 163	5 788	5 782	6 355	7 240	5 534	5 886	5 520	5 523	6 051	6 936	261	277	268	259	304	304
FI	53 637	54 262	52 210	53 011	53 778	53 800	49 594	50 147	47 727	48 529	49 246	49 281	4 044	4 115	4 483	4 482	4 533	4 519
SE	58 700	63 300	63 200	66 600	67 100	67 300	52 800	57 400	57 300	60 700	61 200	61 400	5 900	5 900	5 900	5 900	5 900	5 900
UK	7 800	7 811	7 926	7 802	8 075	8 273	7 569	7 580	7 695	7 571	7 844	8 042	231	231	231	231	231	231
CA	193 890	201 845	187 597	192 095	190 203	199 568	190 988	198 918	184 689	189 194	187 302	196 667	2 902	2 927	2 908	2 901	2 901	2 901
RU	143 600	158 100	164 700	165 000	174 000	182 000	94 600	105 800	117 800	118 600	126 600	134 000	49 000	52 300	46 900	46 400	47 400	48 000
US	469 313	466 549	449 114	448 000	448 513	458 310	423 298	420 619	403 212	404 958	405 613	414 702	46 015	45 930	45 902	43 042	42 900	43 608

➤ **ESSENTIAL INFORMATION – METHODOLOGICAL NOTES**

mio m³ = million cubic metres

Conifer:

Wood derived from trees classified botanically as Gymnospermae.

Non-conifer:

Wood derived from trees classified botanically as Angiospermae.

Roundwood:

All roundwood felled or otherwise harvested. It is an aggregate comprising fuelwood, including wood for charcoal and industrial roundwood (wood in the rough). It is reported in cubic metres solid volume underbark (i.e. excluding bark).

Fuelwood (including wood for charcoal):

Roundwood to be used as fuel for cooking, heating or power production, but excluding wood charcoal. It is reported in cubic metres solid volume excluding bark (i.e. excluding bark).

Industrial roundwood (wood in the rough):

All roundwood except fuelwood. It is reported in cubic metres solid volume excluding bark (i.e. excluding bark)

Further information:

Data:

[EUROSTAT Website/Homepage/Agriculture, forestry and fisheries/Forestry/Forestry Statistics/Removals/Removals by roundwood assortment](#)

Journalists can contact the media support service:

Bech Building Office A4/125
L - 2920 Luxembourg

Tel. (352) 4301 33408
Fax (352) 4301 35349

E-mail: eurostat-mediasupport@ec.europa.eu

European Statistical Data Support:

Eurostat set up with the members of the 'European statistical system' a network of support centres, which will exist in nearly all Member States as well as in some EFTA countries.

Their mission is to provide help and guidance to Internet users of European statistical data.

Contact details for this support network can be found on our Internet site: www.europa.eu.int/comm/eurostat/

A list of worldwide sales outlets is available at the:

Office for Official Publications of the European Communities.

2, rue Mercier
L - 2985 Luxembourg

URL: <http://publications.eu.int>
E-mail: info-info-opoce@ec.europa.eu
