



Statistics in focus

ENVIRONMENT AND ENERGY

THEME 8 – 17/2003

ENERGY

Contents

PROVISIONAL DATA 2002

HARD COAL AND COKE IMPORTS 2000 - 2002

Konstantinos PANAGOPOULOS

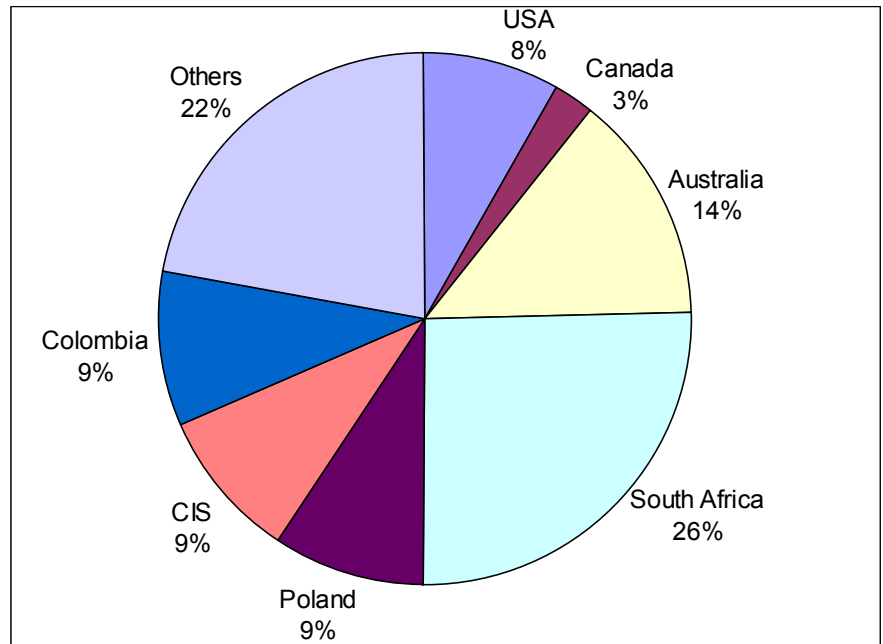


Figure 1: HARD COAL Imports by origin 2002

Hard coal: Total hard coal imports into the European Union in 2002 were at 168.2 million tonnes, showing a fall of 20.2 million tonnes since 2001 (188.4 million tonnes).


Among the coal-producing countries, the United Kingdom and Germany recorded a decrease, 6.9 million tonnes (-19.3 %) and 2.3 million tonnes (-7.7 %) respectively, whilst France and Spain recorded an increase, 0.9 million tonnes (+ 6.5 %) and 0.4 million tonnes (+2 %) respectively. Among the non coal-producing countries a decrease was recorded in Netherlands, Belgium, Portugal, Sweden and Greece whilst a rise was observed in Austria , Finland and Denmark. The biggest fall in absolute terms was recorded in the Netherlands.


The Union's imports from third countries were 164.6 million tonnes, showing a fall of 20.1 million tonnes since 2001. South Africa at 42.3 million tonnes (7.7 million tonnes less than 2001) was the Union's major supplier, followed by Australia at 23.6 million tonnes (2.3 million tonnes less than 2001). Colombia, at 15.8 million tonnes (5.9 million tonnes less than 2001), was in third place whilst Poland, at 15.6 million tonnes, was in fourth place.

Coke: Hard coke imports to the European Union from third countries were at 9.5 million tonnes in 2002, 2.6 million tonnes more than 2001.



1000 t

	EU 15	B	DK	D	EL	E	F	IRL	I	L	NL	A	P	FIN	S	UK
HARD COAL																
TOTAL IMPORTS																
2000	165130	11361	6413	22999	691	21414	17183	3033	19006	177	22539	3796	6365	3587	3121	23445
2001	188439	12656	6948	30217	648	18916	14439	3745	19517	221	30338	3271	4806	4186	2990	35541
2002	168223	10794	7042	27881	507	19302	15383	3772	19210	125	19948	4031	4326	4418	2801	28683
2001/2000 %	14.1	11.4	8.3	31.4	-6.2	-11.7	-16.0	23.5	2.7	24.9	34.6	-13.8	-24.5	16.7	-4.2	51.6
2002/2001 %	-10.7	-14.7	1.4	-7.7	-21.8	2.0	6.5	0.7	-1.6	-43.4	-34.2	23.2	-10.0	5.5	-6.3	-19.3
INTRA-EU IMPORTS																
2000	1977	241	3	555	-	167	666	-	-	53	87	-	-	-	25	180
2001	3647	194	460	1916	-	156	523	-	-	76	67	-	-	-	16	239
2002	3580	184	15	1941	-	167	746	-	-	70	49	4	-	6	34	364
2001/2000 %	84.5	-19.5			-	-6.6	-21.5	-	-	43.4	-23.0	-	-	-	-36.0	32.8
2002/2001 %	-1.8	-5.2	-96.7	1.3	-	7.1	42.6	-	-	-7.9	-26.9	-	-	-		52.3
among which:																
from Germany																
2000	352	120	-	-	-	104	72	-	-	4	21	-	-	-	-	31
2001	276	99	-	-	-	91	69	-	-	-	17	-	-	-	-	-
2002	491	90	-	-	-	97	271	-	-	-	17	-	-	-	6	10
2001/2000 %	-21.6	-17.5	-	-	-	-12.5	-4.2	-	-	-	-19.0	-	-	-	-	-
2002/2001 %	77.9	-9.1	-	-	-	6.6		-	-	-	-	-	-	-	-	-
from the United Kingdom																
2000	240	77	3	45	-	28	64	-	-	-	14	-	-	1	8	-
2001	251	59	9	60	-	13	90	-	-	-	10	-	-	-	10	-
2002	314	56	13	151	-	-	70	-	-	-	-	-	-	6	18	-
2001/2000 %	4.6	-23.4		33.3	-	-53.6	40.6	-	-	-	-28.6	-	-		25.0	-
2002/2001 %	25.1	-5.1	44.4		-		-22.2	-	-	-	-	-	-		80.0	-
EXTRA-EU IMPORTS																
2000	163153	11120	6410	22444	691	21247	16517	3033	19006	124	22452	3796	6365	3587	3096	23265
2001	184792	12462	6488	28301	648	18760	13916	3745	19517	145	30271	3271	4806	4186	2974	35302
2002	164643	10610	7027	25940	507	19135	14637	3772	19210	55	19899	4027	4326	4412	2767	28319
2001/2000 %	13.3	12.1	1.2	26.1	-6.2	-11.7	-15.7	23.5	2.7	16.9	34.8	-13.8	-24.5	16.7	-3.9	51.7
2002/2001 %	-10.9	-14.9	8.3	-8.3	-21.8	2.0	5.2	0.7	-1.6	-62.1	-34.3	23.1	-10.0	5.4	-7.0	-19.8
among which:																
from the United States																
2000	19777	2208	-	620	-	2496	2902	1485	3285	-	2865	-	599	-	545	2772
2001	20653	2411	-	534	-	2166	2682	1500	5143	-	2580	-	530	-	497	2610
2002	13802	1979	-	223	-	1486	1889	1614	2934	-	1601	2	235	-	274	1565
2001/2000 %	4.4	9.2	-	-13.9	-	-13.2	-7.6	1.0	56.6	-	-9.9	-	-11.5	-	-8.8	-5.8
2002/2001 %	-33.2	-17.9	-	-58.2	-	-31.4	-29.6	7.6	-43.0	-	-37.9		-55.7	-	-44.9	-40.0
from Australia																
2000	26170	3464	143	1923	-	3013	3841	-	3598	-	3012	-	-	-	1073	6103
2001	25908	3825	160	1438	-	3192	3892	-	2682	-	2485	-	399	-	760	7075
2002	23581	2378	64	1586	-	3021	4091	-	2415	-	2535	-	1145	65	1189	5092
2001/2000 %	-1.0	10.4	11.9	-25.2	-	5.9	1.3	-	-25.5	-	-17.5	-		-	-29.2	15.9
2002/2001 %	-9.0	-37.8	-60.0	10.3	-	-5.4	5.1	-	-10.0	-	2.0	-	-	-	56.4	-28.0

	EU 15	B	DK	D	EL	E	F	IRL	I	L	NL	A	P	FIN	S	UK
HARD COAL																
from South Africa																
2000	38307	3085	1672	3280	504	9152	4304	-	3721	120	5288	-	2425	-	-	4756
2001	49929	3549	1881	6869	326	7149	3247	-	4640	81	10467	-	1462	-	-	10258
2002	42270	2756	1540	3448	308	8914	3408	-	3872	55	6949	-	1079	66	-	9875
2001/2000 %	30.3	15.0	12.5	109.4	-35.3	-21.9	-24.6	-	24.7	-32.5	97.9	-	-39.7	-	-	-
2002/2001 %	-15.3	-22.3	-18.1	-49.8	-5.5	24.7	5.0	-	-16.6	-32.1	-33.6	-	-26.2	-	-	-3.7
from Poland																
2000	15754	298	2311	3712	-	314	961	-	850	-	2111	2336	-	1055	699	1107
2001	14267	660	2095	3783	-	289	596	-	234	-	1795	1884	-	1382	315	1234
2002	15623	595	2434	5288	-	154	712	-	555	-	236	2286	170	1255	341	1597
2001/2000 %	-9.4	-	-9.3	1.9	-	-8.0	-38.0	-	-72.5	-	-15.0	-19.3	-	31.0	-54.9	11.5
2002/2001 %	9.5	-9.8	16.2	39.8	-	-46.7	19.5	-	-	-	-86.9	21.3	-	-9.2	8.3	29.4
from the CIS																
2000	11981	705	1360	817	124	1520	423	-	1038	-	174	-	89	2401	453	2877
2001	14961	830	1839	1244	116	1890	262	-	866	-	954	-	28	2702	255	3975
2002	15362	934	1017	1419	167	2193	326	-	1438	-	589	-	-	2429	233	4617
2001/2000 %	24.9	17.7	35.2	52.3	-6.5	24.3	-38.1	-	-16.6	-	-	-	-68.5	12.5	-43.7	38.2
2002/2001 %	2.7	12.5	-44.7	14.1	44.0	16.0	24.4	-	66.1	-	-38.3	-	-	-10.1	-8.6	16.2
from Canada																
2000	5115	690	-	169	-	384	593	-	1050	-	365	-	231	-	-	1633
2001	5326	624	-	-	-	198	423	-	1212	-	1686	-	-	-	-	1183
2002	4382	286	-	137	-	369	474	-	726	-	1640	-	-	-	-	750
2001/2000 %	4.1	-9.6	-	-	-	-48.4	-28.7	-	15.4	-	-	-	-	-	-	-27.6
2002/2001 %	-17.7	-54.2	-	-	-	86.4	12.1	-	-40.1	-	-2.7	-	-	-	-	-36.6
from Colombia																
2000	23016	430	812	2962	-	1111	1471	1500	1760	-	4355	-	2846	-	120	5649
2001	21726	215	414	4235	-	395	1375	1322	1451	-	3743	-	1815	-	41	6720
2002	15805	340	925	1393	-	962	1348	984	1949	-	3024	-	1116	134	82	3548
2001/2000 %	-5.6	-50.0	-49.0	43.0	-	-64.4	-6.5	-11.9	-17.6	-	-14.1	-	-36.2	-	-65.8	19.0
2002/2001 %	-27.3	58.1	-	-67.1	-	-	-2.0	-25.6	34.3	-	-19.2	-	-38.5	-	100.0	-47.2
from China																
2000	1417	167	-	31	-	-	561	-	244	-	271	-	-	-	-	143
2001	2966	252	278	18	-	-	643	-	194	-	877	-	-	-	-	704
2002	2234	146	-	316	-	-	583	-	588	-	313	-	-	-	-	288
2001/2000 %	-	50.9	-	-41.9	-	-	14.6	-	-20.5	-	-	-	-	-	-	-
2002/2001 %	-24.7	-42.1	-	-	-	-	-9.3	-	-	-	-64.3	-	-	-	-	-59.1
HARD COKE																
TOTAL IMPORTS																
2000	9619	1094	46	4251	11	134	1444	43	506	-	457	920	-	69	329	315
2001	8364	1017	24	3523	3	164	1309	28	600	-	390	841	-	87	222	156
2002	11758	434	32	6959	3	140	1297	20	669	-	558	817	-	35	558	236
2001/2000 %	-13.0	-7.0	-47.8	-17.1	-72.7	22.4	-9.3	-34.9	18.6	-	-14.7	-8.6	-	26.1	-32.5	-50.5
2002/2001 %	40.6	-57.3	33.3	97.5	0.0	-14.6	-0.9	-28.6	11.5	-	43.1	-2.9	-	-59.8	-	51.3
EXTRA-EU IMPORTS																
2000	8101	767	35	3758	11	75	1188	19	461	-	405	847	-	69	213	253
2001	6868	733	8	3167	3	93	1103	12	483	-	350	772	-	87	8	49
2002	9454	328	21	5565	3	125	947	13	669	-	495	757	-	35	453	43
2001/2000 %	-15.2	-4.4	-77.1	-15.7	-72.7	24.0	-7.2	-36.8	4.8	-	-13.6	-8.9	-	26.1	-96.2	-80.6
2002/2001 %	37.7	-55.3	-	75.7	-	34.4	-14.1	8.3	38.5	-	41.4	-1.9	-	-59.8	-	-12.2

Further information:

➤ Databases

NewCronos, Theme 8

To obtain information or to order publications, databases and special sets of data, please contact the **Data Shop** network:

DANMARK	DEUTSCHLAND	ESPAÑA	FRANCE	ITALIA – Roma
DANMARKS STATISTIK Bibliotek og Information Eurostat Data Shop Sejrogade 11 DK-2100 KØBENHAVN Ø Tlf. (45) 39 17 30 30 Fax (45) 39 17 30 03 E-mail: bb@dst.dk URL: http://www.dst.dk/bibliotek	STATISTISCHES BUNDESAMT Eurostat Data Shop Berlin Otto-Braun-Straße 70-72 (Eingang: Karl-Marx-Allee) D-10178 BERLIN Tel. (49) 1888-644 94 27/28 (49) 611 75 94 27 Fax (49) 1888-644 94 30 E-Mail: datashop@destatis.de URL: http://www.eu-datashop.de/	INE Eurostat Data Shop Paseo de la Castellana, 183 Despacho 011B Entrada por Estébanez Calderón E-28046 MADRID Tel. (34) 915 839 167/ 915 839 500 Fax (34) 915 830 357 E-mail: datashop.eurostat@ine.es URL: http://www.ine.es/produser/datashop/index.html	INSEE Info Service Eurostat Data Shop 195, rue de Bercy Tour Gamma A F-75582 PARIS CEDEX 12 Tél. (33) 1 53 17 88 44 Fax (33) 1 53 17 88 22 E-mail: datashop@insee.fr	ISTAT Centro di Informazione Statistica Sede di Roma, Eurostat Data Shop Via Cesare Balbo, 11a I-00184 ROMA Tel. (39) 06 46 73 32 28 Fax (39) 06 46 73 31 01/07 E-mail: datashop@istat.it URL: http://www.istat.it/Prodotti-e/Allegati/Eurostatdatashop.html
ITALIA – Milano	NEDERLAND	NORGE	PORTUGAL	SCHWEIZ/SUISSE/SVIZZERA
ISTAT Ufficio Regionale per la Lombardia Eurostat Data Shop Via Fieno 3 I-20123 MILANO Tel. (39) 02 80 61 32 460 Fax (39) 02 80 61 32 304 E-mail: mileuro@tin.it URL: http://www.istat.it/Prodotti-e/Allegati/Eurostatdatashop.html	Centraal Bureau voor de Statistiek Eurostat Data Shop-Voorburg Postbus 4000 2270 JM VOORBURG Nederland Tel. (31-70) 337 49 00 Fax (31-70) 337 59 84 E-mail: datashop@cbs.nl URL: www.cbs.nl/eurodatashop	Statistics Norway Library and Information Centre Eurostat Data Shop Kongens gate 6 Boks 8131 Dep. N-0033 OSLO Tel. (47) 21 09 46 42/43 Fax (47) 21 09 45 04 E-mail: Datashop@ssb.no URL: http://www.ssb.no/biblioteket/datashop/	Eurostat Data Shop Lisboa INE/Serviço de Difusão Av. António José de Almeida, 2 P-1000-043 LISBOA Tel. (351) 21 842 61 00 Fax (351) 21 842 63 64 E-mail: data.shop@ine.pt	Statistisches Amt des Kantons Zürich, Eurostat Data Shop Bleichenweg 5 CH-8090 Zürich Tel. (41) 1 225 12 12 Fax (41) 1 225 12 99 E-mail: datashop@statistik.zh.ch URL: http://www.statistik.zh.ch
SUOMI/FINLAND	SVERIGE	UNITED KINGDOM	UNITED STATES OF AMERICA	
STATISTICS FINLAND Eurostat Data Shop Helsinki Tilastokirjasto PL 2B FIN-00022 Tilastokeskus Työpajakatu 13 B, 2. kerros, Helsinki P. (358-9) 17 34 22 21 F. (358-9) 17 34 22 79 Sähköposti: datashop@stat.fi URL: http://tilastokeskus.fi/tk/kk/datashop/	STATISTICS SWEDEN Information service Eurostat Data Shop Karlavägen 100 - Box 24 300 S-104 51 STOCKHOLM Tfn (46-8) 50 69 48 01 Fax (46-8) 50 69 48 99 E-post: infoservice@scb.se URL: http://www.scb.se/tjanster/datashop/datashop.asp	Eurostat Data Shop Office for National Statistics Room 1.015 Cardiff Road Newport NP10 8XG South Wales United Kingdom Tel. (44-1633) 81 33 69 Fax (44-1633) 81 33 33 E-mail: eurostat.datashop@ons.gov.uk	HAVER ANALYTICS Eurostat Data Shop 60 East 42nd Street Suite 3310 NEW YORK, NY 10165 USA Tel. (1-212) 986 93 00 Fax (1-212) 986 69 81 E-mail: eurodata@haver.com URL: http://www.haver.com/	

Media Support Eurostat (for professional journalists only):

Bech Building Office A4/017 • L-2920 Luxembourg • Tel. (352) 4301 33408 • Fax (352) 4301 35349 • e-mail: eurostat-mediasupport@cec.eu.int

For information on methodology

Konstantinos PANAGOPOULOS, Eurostat/D4, L-2920 Luxembourg, Tel. (352) 4301 34991, Fax (352) 4301 32839,

E-mail: konstantinos.panagopoulos@cec.eu.int

ORIGINAL: English

Please visit our web site at www.europa.eu.int/comm/eurostat/ for further information!

A list of worldwide sales outlets is available at the **Office for Official Publications of the European Communities**.

2 rue Mercier – L-2985 Luxembourg
Tel. (352) 2929 42118 Fax (352) 2929 42709
URL: <http://publications.eu.int>
E-mail: info-info-opoce@cec.eu.int

BELGIQUE/BELGIË – DANMARK – DEUTSCHLAND – GREECE/ELLADA – ESPAÑA – FRANCE – IRELAND – ITALIA – LUXEMBOURG – NEDERLAND – ÖSTERREICH
PORTUGAL – SUOMI/FINLAND – SVERIGE – UNITED KINGDOM – ISLAND – NORGE – SCHWEIZ/SUISSE/SVIZZERA – BALGARJA – ČESKÁ REPUBLIKA – CYPRUS
EESTI – HRVATSKA – MAGYARORSZÁG – MALTA – POLSKA – ROMÂNIA – RUSSIA – SLOVAKIA – SLOVENIA – TÜRKIYE – AUSTRALIA – CANADA – EGYPT – INDIA
ISRAËL – JAPAN – MALAYSIA – PHILIPPINES – SOUTH KOREA – THAILAND – UNITED STATES OF AMERICA

Order form

I would like to subscribe to Statistics in focus (from 1.1.2003 to 31.12.2003):

(for the Data Shop and sales office addresses see above)

All 9 themes (approximately 200 issues)

Paper: EUR 240

Language required: DE EN FR

Statistics in focus can be downloaded (pdf file) free of charge from the Eurostat web site. You only need to register. For other solutions, contact your Data Shop.

Please send me a free copy of 'Eurostat mini-guide' (catalogue containing a selection of Eurostat products and services)

Language required: DE EN FR

I would like a free subscription to 'Statistical References', the information letter on Eurostat products and services

Language required: DE EN FR

Mr Mrs Ms

(Please use block capitals)

Surname: _____ Forename: _____

Company: _____ Department: _____

Function: _____

Address: _____

Post code: _____ Town: _____

Country: _____

Tel.: _____ Fax: _____

E-mail: _____

Payment on receipt of invoice, preferably by:

Bank transfer

Visa Eurocard

Card No: _____ Expires on: ____/____/____

Please confirm your intra-Community VAT number:

If no number is entered, VAT will be automatically applied. Subsequent reimbursement will not be possible.