

HARD COAL AND COKE IMPORTS 1999 - 2001

Konstantinos PANAGOPOULOS

Statistics
in focus

ENVIRONMENT AND
ENERGY

THEME 8 – 12/2002

Contents

Provisional data 2001

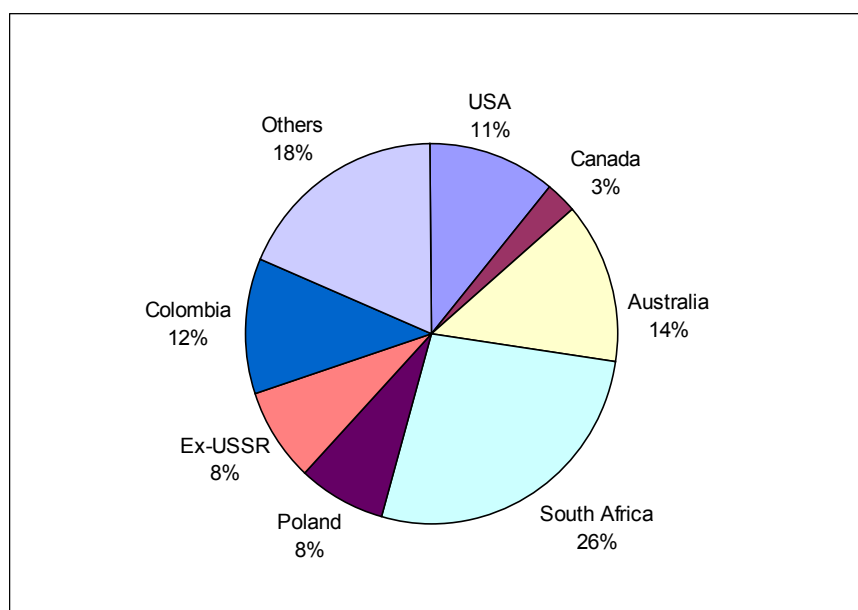


Figure 1: HARD COAL Imports by origin, 2001


Hard coal: Total hard coal imports into the European Union in 2001 were at 188.0 million tonnes, showing a rise of 22.9 million tonnes since 2000 (165.1 million tonnes). Among the coal-producing countries, the United Kingdom and Germany both recorded an increase (12.1 million tonnes (+51.6 %) and 7.2 million tonnes (+31.4 %) respectively) whilst France and Spain both recorded a decrease (2.7 million tonnes (-16.0%) and 2.5 million tonnes (-11.7%) respectively). The biggest rise in absolute terms was recorded in the United Kingdom. Among the non coal-producing countries a decrease was recorded in Portugal, Austria, Sweden and Greece.


The Union's imports from third countries were 184.8 million tonnes, showing a rise of 21.6 million tonnes since 2000. South Africa at 49.9 million tonnes (11.6 million tonnes more than 2000) was the Union's major supplier, followed by Australia at 25.9 million tonnes (0.3 million tonnes less than 2000). Colombia, at 21.7 million tonnes (1.3 million tonnes less than 2000), was in third place whilst the USA, at 20.7 million tonnes, was in fourth place.

Coke: Hard coke imports to the European Union from third countries were at 6.9 million tonnes in 2001, 1.2 million tonnes less than 2000.



1000 t

|  | EU 15 | B | DK | D | EL | E | F | IRL | I | L | NL | A | P | FIN | S | UK |
|--|--------|-------|-------|-------|-------|-------|-------|------|-------|-------|-------|-------|-------|------|-------|-------|
| HARD COAL | | | | | | | | | | | | | | | | |
| TOTAL IMPORTS | | | | | | | | | | | | | | | | |
| 1999 | 153453 | 10848 | 7115 | 23584 | 821 | 20081 | 15434 | 2800 | 17194 | 151 | 19657 | 3732 | 6042 | 2316 | 2921 | 20757 |
| 2000 | 165130 | 11361 | 6413 | 22999 | 691 | 21414 | 17183 | 3033 | 19006 | 177 | 22539 | 3796 | 6365 | 3587 | 3121 | 23445 |
| 2001 | 187988 | 12656 | 6497 | 30217 | 648 | 18916 | 14439 | 3745 | 19517 | 221 | 30338 | 3271 | 4806 | 4186 | 2990 | 35541 |
| 2000/1999 % | 7.6 | 4.7 | -9.9 | -2.5 | -15.8 | 6.6 | 11.3 | 8.3 | 10.5 | 17.2 | 14.7 | 1.7 | 5.3 | 54.9 | 6.8 | 12.9 |
| 2001/2000 % | 13.8 | 11.4 | 1.3 | 31.4 | -6.2 | -11.7 | -16.0 | 23.5 | 2.7 | 24.9 | 34.6 | -13.8 | -24.5 | 16.7 | -4.2 | 51.6 |
| INTRAEU IMPORTS | | | | | | | | | | | | | | | | |
| 1999 | 2849 | 214 | 3 | 1714 | - | 200 | 224 | - | - | 62 | 88 | - | - | 13 | 14 | 317 |
| 2000 | 1977 | 241 | 3 | 555 | - | 167 | 666 | - | - | 53 | 87 | - | - | - | 25 | 180 |
| 2001 | 3196 | 194 | 9 | 1916 | - | 156 | 523 | - | - | 76 | 67 | - | - | - | 16 | 239 |
| 2000/1999 % | -30.6 | 12.6 | - | -68 | - | -16.5 | - | - | - | -15 | -1 | - | - | - | 79 | -43.2 |
| 2001/2000 % | 61.7 | -19.5 | - | - | - | -6.6 | -21.5 | - | - | 43.4 | -23.0 | - | - | - | -36 | 32.8 |
| among which: | | | | | | | | | | | | | | | | |
| from Germany | | | | | | | | | | | | | | | | |
| 1999 | 399 | 121 | - | - | - | 71 | 114 | - | - | 16 | 20 | - | - | 13 | - | 44 |
| 2000 | 352 | 120 | - | - | - | 104 | 72 | - | - | 4 | 21 | - | - | - | - | 31 |
| 2001 | 276 | 99 | - | - | - | 91 | 69 | - | - | - | 17 | - | - | - | - | - |
| 2000/1999 % | -11.8 | -0.8 | - | - | - | 46 | -36.8 | - | - | -75.0 | 5.0 | - | - | - | - | -29.5 |
| 2001/2000 % | -21.6 | -17.5 | - | - | - | -12.5 | -4.2 | - | - | - | -19.0 | - | - | - | - | - |
| from the United Kingdom | | | | | | | | | | | | | | | | |
| 1999 | 271 | 65 | - | 66 | - | 48 | 80 | - | - | - | 6 | - | - | - | 3 | - |
| 2000 | 240 | 77 | 3 | 45 | - | 28 | 64 | - | - | - | 14 | - | - | - | 8 | - |
| 2001 | 251 | 59 | 9 | 60 | - | 13 | 90 | - | - | - | 10 | - | - | - | 10 | - |
| 2000/1999 % | -11.4 | 18.5 | - | -31.8 | - | -41.7 | -20.0 | - | - | - | - | - | - | - | - | - |
| 2001/2000 % | 4.6 | -23.4 | - | 33 | - | -53.6 | 40.6 | - | - | - | -28.6 | - | - | - | 25.0 | - |
| EXTRAEU IMPORTS | | | | | | | | | | | | | | | | |
| 1999 | 150604 | 10634 | 7112 | 21870 | 821 | 19881 | 15210 | 2800 | 17194 | 89 | 19569 | 3732 | 6042 | 2303 | 2907 | 20440 |
| 2000 | 163153 | 11120 | 6410 | 22444 | 691 | 21247 | 16517 | 3033 | 19006 | 124 | 22452 | 3796 | 6365 | 3587 | 3096 | 23265 |
| 2001 | 184792 | 12462 | 6488 | 28301 | 648 | 18760 | 13916 | 3745 | 19517 | 145 | 30271 | 3271 | 4806 | 4186 | 2974 | 35302 |
| 2000/1999 % | 8.3 | 4.6 | -9.9 | 2.6 | -15.8 | 6.9 | 8.6 | 8.3 | 10.5 | 39.3 | 14.7 | 1.7 | 5.3 | 55.8 | 6.5 | 13.8 |
| 2001/2000 % | 13.3 | 12.1 | 1.2 | 26.1 | -6.2 | -11.7 | -15.7 | 23.5 | 2.7 | 16.9 | 34.8 | -13.8 | -24.5 | 16.7 | -3.9 | 51.7 |
| among which: | | | | | | | | | | | | | | | | |
| from the United States | | | | | | | | | | | | | | | | |
| 1999 | 20207 | 2008 | - | 904 | - | 2354 | 3072 | 1250 | 3655 | - | 2653 | - | 842 | - | 547 | 2922 |
| 2000 | 19777 | 2208 | - | 620 | - | 2496 | 2902 | 1485 | 3285 | - | 2865 | - | 599 | - | 545 | 2772 |
| 2001 | 20653 | 2411 | - | 534 | - | 2166 | 2682 | 1500 | 5143 | - | 2580 | - | 530 | - | 497 | 2610 |
| 2000/1999 % | -2.1 | 10.0 | - | -31.4 | - | 6.0 | -5.5 | 18.8 | -10.1 | - | 8.0 | - | -28.9 | - | -0.4 | -5.1 |
| 2001/2000 % | 4.4 | 9.2 | - | -14 | - | -13.2 | -7.6 | 1.0 | 56.6 | - | -9.9 | - | -11.5 | - | -8.8 | -5.8 |
| from Australia | | | | | | | | | | | | | | | | |
| 1999 | 24566 | 3536 | 1056 | 1847 | - | 2255 | 3811 | - | 3195 | - | 3127 | - | 618 | - | 1011 | 4110 |
| 2000 | 26170 | 3464 | 143 | 1923 | - | 3013 | 3841 | - | 3598 | - | 3012 | - | - | - | 1073 | 6103 |
| 2001 | 25908 | 3825 | 160 | 1438 | - | 3192 | 3892 | - | 2682 | - | 2485 | - | - | - | 760 | 7075 |
| 2000/1999 % | 6.5 | -2.0 | -86.5 | 4.1 | - | 33.6 | 0.8 | - | 12.6 | - | -3.7 | - | - | - | 6.1 | 48.5 |
| 2001/2000 % | -1.0 | 10.4 | 11.9 | -25.2 | - | 5.9 | 1.3 | - | -25.5 | - | -17.5 | - | - | - | -29.2 | 15.9 |

| | | | | | | | | | | | | | | | | 1000 t |
|---|-------|-------|-------|-------|-------|-------|-------|-------|-------|-------|-------|-------|-------|-------|-------|--------|
|  | EU 15 | B | DK | D | EL | E | F | IRL | I | L | NL | A | P | FIN | S | UK |
| HARD COAL | | | | | | | | | | | | | | | | |
| from South Africa | | | | | | | | | | | | | | | | |
| 1999 | 35019 | 3074 | 1477 | 4718 | 371 | 8665 | 3365 | - | 3784 | 89 | 4797 | - | 1680 | 64 | - | 2935 |
| 2000 | 38307 | 3085 | 1672 | 3280 | 504 | 9152 | 4304 | - | 3721 | 120 | 5288 | - | 2425 | - | - | 4756 |
| 2001 | 49929 | 3549 | 1881 | 6869 | 326 | 7149 | 3247 | - | 4640 | 81 | 10467 | - | 1462 | - | - | 10258 |
| 2000/1999 % | 9.4 | 0.4 | 13.2 | -30.5 | 35.8 | 5.6 | 27.9 | - | -1.7 | 34.8 | 10.2 | - | 44.3 | - | - | 62.0 |
| 2001/2000 % | 30.3 | 15.0 | 12.5 | 109.4 | -35.3 | -21.9 | -24.6 | - | 24.7 | -32.5 | 97.9 | - | -39.7 | - | - | 115.7 |
| from Poland | | | | | | | | | | | | | | | | |
| 1999 | 16143 | 444 | 2641 | 5147 | - | 541 | 689 | - | 564 | - | 1384 | 1717 | - | 829 | 894 | 1293 |
| 2000 | 15754 | 298 | 2311 | 3712 | - | 314 | 961 | - | 850 | - | 2111 | 2336 | - | 1055 | 699 | 1107 |
| 2001 | 14267 | 660 | 2095 | 3783 | - | 289 | 596 | - | 234 | - | 1795 | 1884 | - | 1382 | 315 | 1234 |
| 2000/1999 % | -2.4 | -32.9 | -12.5 | -27.9 | - | -42.0 | 39.5 | - | 50.7 | - | 52.5 | 36.1 | - | 27.3 | -21.8 | -14.4 |
| 2001/2000 % | -9.4 | 121.5 | -9.3 | 1.9 | - | -8.0 | -38.0 | - | -72.5 | - | -15.0 | -19.3 | - | 31.0 | -54.9 | 11.5 |
| from the ex-USSR | | | | | | | | | | | | | | | | |
| 1999 | 8357 | 484 | 835 | 175 | 121 | 1185 | 255 | - | 884 | - | 360 | - | - | 1330 | 184 | 2291 |
| 2000 | 11981 | 705 | 1360 | 817 | 124 | 1520 | 423 | - | 1038 | - | 174 | - | 89 | 2401 | 453 | 2877 |
| 2001 | 14961 | 830 | 1839 | 1244 | 116 | 1890 | 262 | - | 866 | - | 954 | - | 28 | 2702 | 255 | 3975 |
| 2000/1999 % | 43.4 | 45.7 | 62.9 | 366.9 | 2.5 | | 65.9 | - | 17.4 | - | -51.7 | - | 9.9 | 80.5 | - | 25.6 |
| 2001/2000 % | 24.9 | 18 | 35.2 | 52.3 | -6.5 | 24 | -38.1 | - | -16.6 | - | - | - | -68.5 | 12.5 | -44 | 38.2 |
| from Canada | | | | | | | | | | | | | | | | |
| 1999 | 5130 | 606 | - | 439 | - | 564 | 558 | - | 1067 | - | 319 | - | 172 | - | - | 1405 |
| 2000 | 5115 | 690 | - | 169 | - | 384 | 593 | - | 1050 | - | 365 | - | 231 | - | - | 1633 |
| 2001 | 5326 | 624 | - | - | - | 198 | 423 | - | 1212 | - | 1686 | - | - | - | - | 1183 |
| 2000/1999 % | -0.3 | 13.9 | - | -61.5 | - | -31.9 | 6.3 | - | -1.6 | - | 14.4 | - | 34.3 | - | - | 16.2 |
| 2001/2000 % | 4.1 | -9.6 | - | - | - | -48.4 | -28.7 | - | 15.4 | - | - | - | - | - | - | -27.6 |
| from Colombia | | | | | | | | | | | | | | | | |
| 1999 | 19211 | 93 | 1243 | 2540 | - | 740 | 1756 | 1472 | 1362 | - | 3094 | - | 2410 | - | - | 4501 |
| 2000 | 23016 | 430 | 812 | 2962 | - | 1111 | 1471 | 1500 | 1760 | - | 4355 | - | 2846 | - | - | 5649 |
| 2001 | 21726 | 215 | 414 | 4235 | - | 395 | 1375 | 1322 | 1451 | - | 3743 | - | 1815 | - | 41 | 6720 |
| 2000/1999 % | 19.8 | 362.4 | -34.7 | 16.6 | - | 50.1 | -16.2 | 1.9 | 29.2 | - | 40.8 | - | 18.1 | - | - | 25.5 |
| 2001/2000 % | -5.6 | -50.0 | -49.0 | 43.0 | - | -64.4 | -6.5 | -11.9 | -17.6 | - | -14.1 | - | -36.2 | - | - | 19.0 |
| from China | | | | | | | | | | | | | | | | |
| 1999 | 1849 | 226 | - | 34 | - | - | 611 | - | 528 | - | 77 | - | - | - | - | - |
| 2000 | 1417 | 167 | - | 31 | - | - | 561 | - | 244 | - | 271 | - | - | - | - | - |
| 2001 | 2966 | 252 | - | 18 | - | - | 643 | - | 194 | - | 877 | - | - | - | - | 704 |
| 2000/1999 % | -23.4 | -26.1 | - | -8.8 | - | - | -8.2 | - | -53.8 | - | - | - | - | - | - | - |
| 2001/2000 % | 109.3 | 50.9 | - | -41.9 | - | - | 14.6 | - | -20.5 | - | 224 | - | - | - | - | - |
| HARD COKE | | | | | | | | | | | | | | | | |
| TOTAL IMPORTS | | | | | | | | | | | | | | | | |
| 1999 | 8833 | 914 | 48 | 4142 | 40 | 119 | 1157 | 87 | 249 | - | 577 | 590 | - | 136 | 345 | 429 |
| 2000 | 9619 | 1094 | 46 | 4251 | 11 | 134 | 1444 | 43 | 506 | - | 457 | 920 | - | 69 | 329 | 315 |
| 2001 | 8364 | 1017 | 24 | 3523 | 3 | 164 | 1309 | 28 | 600 | - | 390 | 841 | - | 87 | 222 | 156 |
| 2000/1999 % | 8.9 | 20 | -4.2 | 2.6 | 2.6 | 12.6 | 24.8 | -50.6 | 103.2 | - | -21 | 56 | - | -49 | -5 | -26.6 |
| 2001/2000 % | -13.0 | -7.0 | -47.8 | -17.1 | -17.1 | 22 | -9.3 | -34.9 | 19 | - | -14.7 | -8.6 | - | 26 | -32.5 | -50.5 |
| EXTRA-EU IMPORTS | | | | | | | | | | | | | | | | |
| 1999 | 7488 | 603 | 41 | 3737 | 40 | 89 | 935 | - | 239 | - | 547 | 556 | - | 130 | 159 | 359 |
| 2000 | 8101 | 767 | 35 | 3758 | 11 | 75 | 1188 | 19 | 461 | - | 405 | 847 | - | 69 | 213 | 253 |
| 2001 | 6868 | 733 | 8 | 3167 | 3 | 93 | 1103 | 12 | 483 | - | 350 | 772 | - | 87 | 8 | 49 |
| 2000/1999 % | 8.2 | 27.2 | -14.6 | 0.6 | -72.5 | -15.7 | 27.1 | -64.2 | 92.9 | - | -26.0 | 52.3 | - | -46.9 | 34.0 | -29.5 |
| 2001/2000 % | -15.2 | -4.4 | -77.1 | -15.7 | -72.7 | 24.0 | -7.2 | -36.8 | 4.8 | - | -13.6 | -8.9 | - | 26.1 | -96.2 | -80.6 |

Further information:

➤ Databases

New Cronos, Domain Theme 8

To obtain information or to order publications, databases and special sets of data, please contact the **Data Shop** network:

| BELGIQUE/BELGIË | DANMARK | DEUTSCHLAND | ESPAÑA | FRANCE | ITALIA – Roma |
|--|---|---|---|---|--|
| Eurostat Data Shop Bruxelles/Brussel Planistat Belgique Rue du Commerce 124 Handelsstraat 124 B-1000 BRUXELLES / BRUSSEL Tel. (32-2) 234 67 50 Fax (32-2) 234 67 51 E-mail: datashop@planistat.be URL: http://www.datashop.org/ | DANMARKS STATISTIK Bibliotek og Information Eurostat Data Shop Sejrogade 11 DK-2100 KØBENHAVN Ø Tlf. (45) 39 17 30 30 Fax (45) 39 17 30 03 E-mail: bjb@dst.dk Internet: http://www.dst.dk/bibliotek | STATISTISCHES BUNDESAMT Eurostat Data Shop Berlin Otto-Braun-Straße 70-72 (Eingang: Karl-Marx-Allee) D-10178 BERLIN Tel. (49) 1888 644 94 27/28 Fax (49) 1888-644 94 30 E-Mail: datashop@destatis.de URL: http://www.eu-datashop.de/ | INE Eurostat Data Shop Paseo de la Castellana, 183 Despacho 011B Entrada por Estébanez Calderón E-28046 MADRID Tel. (34) 91 583 91 67/91 583 95 00 Fax (34) 91 583 03 57 E-mail: datashop.eurostat@ine.es URL: http://www.datashop.org/ | INSEE Info Service Eurostat Data Shop 195, rue de Bercy Tour Gamma A F-75582 PARIS CEDEX 12 Tél. (33) 1 53 17 88 44 Fax (33) 1 53 17 88 22 E-mail: datashop@insee.fr | ISTAT Centro di Informazione Statistica Sede di Roma, Eurostat Data Shop Via Cesare Balbo, 11a I-00184 ROMA Tel. (39) 06 46 73 31 02/06 Fax (39) 06 46 73 31 01/07 E-mail: dipdiff@istat.it |
| ITALIA – Milano | LUXEMBOURG | NEDERLAND | NORGE | PORTUGAL | SCHWEIZ/SUISSE/SVIZZERA |
| ISTAT Ufficio Regionale per la Lombardia Eurostat Data Shop Via Fieno 3 I-20123 MILANO Tel. (39) 02 80 61 32 460 Fax (39) 02 80 61 32 304 E-mail: mileuro@tin.it | Eurostat Data Shop Luxembourg 46A, avenue J.F. Kennedy BP 1452 L-1014 LUXEMBOURG Tel. (352) 43 35-2251 Fax (352) 43 35-2221 E-mail: dslux@eurostat.datashop.lu URL: http://www.datashop.org/ | STATISTICS NETHERLANDS Eurostat Data Shop-Voorburg Postbus 4000 2270 JM VOORBURG Nederland Tel. (31-70) 337 49 00 Fax (31-70) 337 59 84 E-mail: datashop@cbs.nl | Statistics Norway Library and Information Centre Eurostat Data Shop Kongens gate 6 Boks 8131 Dep. N-0033 OSLO Tel. (47) 21 09 46 42/43 Fax (47) 21 09 45 04 E-mail: Datashop@ssb.no | Eurostat Data Shop Lisboa INE/Serviço de Difusão Av. António José de Almeida, 2 P-1000-043 LISBOA Tel. (351) 21 842 61 00 Fax (351) 21 842 63 64 E-mail: data.shop@ine.pt | Statistisches Amt des Kantons Zürich, Eurostat Data Shop Bleicherweg 5 CH-8090 Zürich Tel. (41) 1 225 12 12 Fax (41) 1 225 12 99 E-mail: datashop@statistik.zh.ch Internet: http://www.statistik.zh.ch |
| SUOMI/FINLAND | SVERIGE | UNITED KINGDOM | UNITED STATES OF AMERICA | | |
| STATISTICS FINLAND Eurostat Data Shop Helsinki Tilastokirjasto PL 2B FIN-00022 Tilastokeskus Työajakatu 13 B, 2.Kerros, Helsinki P. (358-9) 17 34 22 21 F. (358-9) 17 34 22 79 Sähköposti: datashop@stat.fi URL: http://www.tilastokeskus.fi/ttk/kk/datashop/ | STATISTICS SWEDEN Information service Eurostat Data Shop Karlavägen 100 - Box 24 300 S-104 51 STOCKHOLM Tfn (46-8) 50 69 48 01 Fax (46-8) 50 69 48 99 E-post: infoservice@scb.se Internet: http://www.scb.se/tjanster/data-shop/eudatashop.asp | Eurostat Data Shop Office for National Statistics Room 1.015 Cardiff Road Newport South Wales NP10 8XG United Kingdom Tel. (44-1633) 81 33 69 Fax (44-1633) 81 33 33 E-mail: eurostat.datashop@ons.gov.uk | HAVER ANALYTICS Eurostat Data Shop 60 East 42nd Street Suite 3310 NEW YORK, NY 10165 USA Tel. (1-212) 986 93 00 Fax (1-212) 986 69 81 E-mail: eurodata@haver.com | | |

Media Support Eurostat (for professional journalists only):

Bech Building Office A4/017 • L-2920 Luxembourg • Tel. (352) 4301 33408 • Fax (352) 4301 35349 • e-mail: eurostat-mediasupport@cec.eu.int

For information on methodology

Konstantinos PANAGOPOULOS, Eurostat/D4, L-2920 Luxembourg, Tel. (352) 4301 34991, Fax (352) 4301 32839,

E-mail: Konstantinos.Panagopoulos@cec.eu.int

ORIGINAL: English

Please visit our web site at www.europa.eu.int/comm/eurostat/ for further information!

A list of worldwide sales outlets is available at the **Office for Official Publications of the European Communities**.

2 rue Mercier – L-2985 Luxembourg
Tel. (352) 2929 42455 Fax (352) 2929 42758
URL: <http://publications.eu.int>
e-mail: info-info-opoce@cec.eu.int

BELGIQUE/BELGIË – DANMARK – DEUTSCHLAND – GREECE/ELLADA – ESPAÑA – FRANCE – IRELAND – ITALIA – LUXEMBOURG – NEDERLAND – ÖSTERREICH
PORTUGAL – SUOMI/FINLAND – SVERIGE – UNITED KINGDOM – ÍSLAND – NORGE – SCHWEIZ/SUISSE/SVIZZERA – BALGARIJA – ČESKÁ REPUBLIKA – CYPRUS
EESTI – HRVATSKA – MAGYARORSZÁG – MALTA – POLSKA – ROMÂNIA – RUSSIA – SLOVAKIA – SLOVENIA – TÜRKIYE – AUSTRALIA – CANADA – EGYPT – INDIA
ISRAËL – JAPAN – MALAYSIA – PHILIPPINES – SOUTH KOREA – THAILAND – UNITED STATES OF AMERICA

Order form

I would like to subscribe to Statistics in focus (from 1.1.2002 to 31.12.2002):

(for the Data Shop and sales office addresses see above)

Formula 1: All 9 themes (approximately 180 issues)

Paper: EUR 360

Language required: DE EN FR

Formula 2: One or more of the following nine themes:

Theme 1 'General statistics'

Theme 6 'External trade'

Theme 7 'Transport'

Theme 9 'Science and technology'

Paper: EUR 42

Theme 2 'Economy and finance'

Theme 3 'Population and social conditions'

Theme 4 'Industry, trade and services'

Theme 5 'Agriculture and fisheries'

Theme 8 'Environment and energy'

Paper: EUR 84

Language required: DE EN FR

Statistics in focus can be downloaded (pdf file) free of charge from the Eurostat web site. You only need to register. For other solutions, contact your Data Shop.

Please send me a free copy of 'Eurostat mini-guide' (catalogue containing a selection of Eurostat products and services)

Language required: DE EN FR

I would like a free subscription to 'Statistical References', the information letter on Eurostat products and services

Language required: DE EN FR

Mr Mrs Ms

(Please use block capitals)

Surname: _____ Forename: _____

Company: _____ Department: _____

Function: _____

Address: _____

Post code: _____ Town: _____

Country: _____

Tel.: _____ Fax: _____

E-mail: _____

Payment on receipt of invoice, preferably by:

Bank transfer

Visa Eurocard

Card No: _____ Expires on: ____/____/____

Please confirm your intra-Community VAT number:

If no number is entered, VAT will be automatically applied. Subsequent reimbursement will not be possible.