

HARD COAL AND COKE IMPORTS 1998 – 2000

Konstantinos PANAGOPOULOS

Statistics
in focus

ENVIRONMENT AND
ENERGY

THEME 8 – 21/2001

ENERGY

Contents

Provisional data 2000

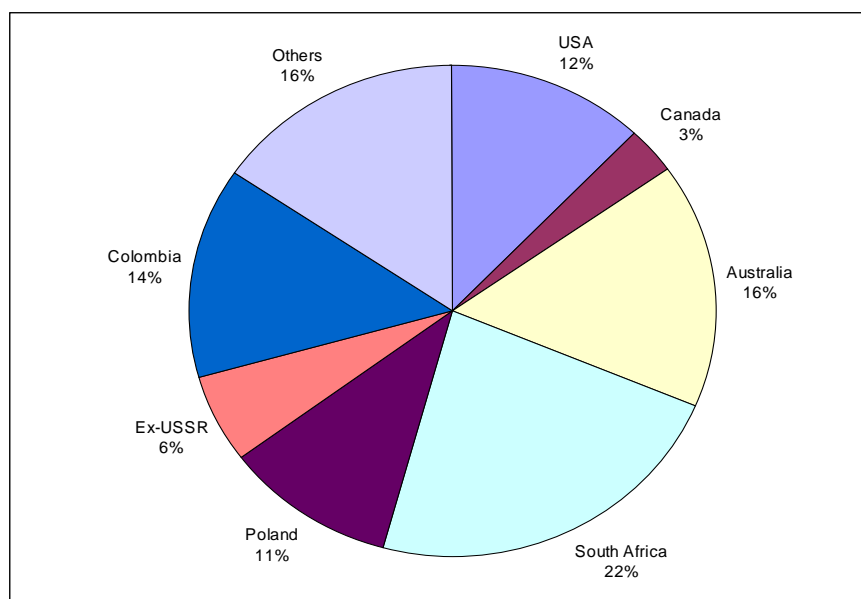



Figure 1: HARD COAL Imports by origin, 2000


Hard coal: Total hard coal imports into the European Union in 2000 were at 164.2 million tonnes, showing a rise of 10.7 million tonnes since 1999 (153.5 million tonnes). Among the coal-producing countries, France and Spain both recorded an increase (1.7 million tonnes (+11.3 %) and 1.3 million tonnes (+6.6 %) respectively) whilst the biggest increase in absolute terms was recorded in the UK, 2.7 million tonnes (+ 12.9 %). Germany recorded a decrease of 0.6 million tonnes (-2.5 %). Among the non coal-producing countries a decrease was recorded only in Greece and Denmark, whilst a rise was recorded in the other countries.

The Union's imports from third countries were 162.2 million tonnes, showing a rise of 11.6 million tonnes since 1999. South Africa at 36.9 million tonnes (4.4 million tonnes more than 1999) was the Union's major supplier, followed by Australia at 26.1 million tonnes (1.5 million tonnes more than 1999). Colombia, at 22.3 million tonnes (6.9 million tonnes more than 1999), is now in third place whilst the USA, at 19.7 million tonnes, is now in fourth place. The EU's fifth most important supplier is Poland with an increase of 1.9 million tonnes (at 17.1 million tonnes) .

Coke: Hard coke imports to the EU from third countries are expected to be some 11.3 million tonnes in 2000, 2.4 million tonnes up on their 1999 level.



																1000 t
	EUR 15	B	DK	D	EL	E	F	IRL	I	L	NL	A	P	FIN	S	UK
HARD COAL																
TOTAL IMPORTS																
1998	150943	12632	8071	23619	883	14546	13156	2345	16566	153	21507	3458	5052	4688	3035	21232
1999	153453	10848	7115	23584	821	20081	15434	2800	17194	151	19657	3732	6042	2316	2921	20757
2000	164200	11361	6413	22999	691	21414	17183	3033	19006	177	21609	3796	6365	3587	3121	23445
1999/98 %	1.7	-14.1	-11.8	-0.1	-7.0	38.1	17.3	19.4	3.8	-1.3	-8.6	7.9	19.6	-50.6	-3.8	-2.2
2000/99 %	7.0	4.7	-9.9	-2.5	-15.8	6.6	11.3	8.3	10.5	17.2	9.9	1.7	5.3	54.9	6.8	12.9
INTRA-EU IMPORTS																
1998	3092	262	1	1554	-	234	504	-	2	61	195	-	-	4	27	248
1999	2849	214	3	1714	-	200	224	-	-	62	88	-	-	13	14	317
2000	1982	241	3	555	-	167	666	-	-	53	92	-	-	-	25	180
1999/98 %	-7.9	-18.3	-	10	-	-14.5	-55.6	-	-	2	-55	-	-	-	-48	27.8
2000/99 %	-30.4	12.6	-	-67.6	-	-16.5	-	-	-	-14.5	4.5	-	-	-	79	-43.2
among which :																
from Germany																
1998	416	175	1	-	-	59	85	-	1	14	31	-	-	4	-	46
1999	399	121	-	-	-	71	114	-	-	16	20	-	-	13	-	44
2000	349	120	-	-	-	104	72	-	-	4	18	-	-	-	-	31
1999/98 %	-4.1	-30.9	-	-	-	20	34.1	-	-	-	-35	-	-	-	-	-4.3
2000/99 %	-12.5	-0.8	-	-	-	46.5	-	-	-	-75	-10.0	-	-	-	-	-29.5
from the United Kingdom																
1998	303	49	-	64	-	59	102	-	-	-	18	-	-	-	11	-
1999	271	65	3	66	-	48	80	-	-	-	6	-	-	-	3	-
2000	245	77	3	45	-	28	64	-	-	-	19	-	-	1	8	-
1999/98 %	-10.6	32.7	-	-	-	-18.6	-21.6	-	-	-	-67	-	-	-	-72.7	-
2000/99 %	-9.6	18.5	-	-32	-	-41.7	-	-	-	-	-	-	-	-	-	-
EXTRA-EU IMPORTS																
1998	147851	12370	8070	22065	883	14312	12652	2345	16564	92	21312	3458	5052	4684	3008	20984
1999	150604	10634	7112	21870	821	19881	15210	2800	17194	89	19569	3732	6042	2303	2907	20440
2000	162218	11120	6410	22444	691	21247	16517	3033	19006	124	21517	3796	6365	3587	3096	23265
1999/98 %	1.9	-14.0	-11.9	-0.9	-7.0	38.9	20.2	19.4	3.8	-3.3	-8.2	7.9	19.6	-50.8	-3.4	-2.6
2000/99 %	7.7	4.6	-9.9	2.6	-15.8	6.9	8.6	8.3	10.5	39.3	10.0	1.7	5.3	55.8	6.5	13.8
among which:																
from the United States																
1998	23283	2477	573	838	-	2966	3333	1025	4824	-	3589	-	667	364	801	6746
1999	19740	2008	-	904	-	2354	3072	1250	3655	-	2653	-	842	-	547	2922
2000	19748	2208	-	620	-	2496	2902	1485	3285	-	2836	-	599	-	545	2772
1999/98 %	-15.2	-18.9	-	7.9	-	-20.6	-7.8	22.0	-24.2	-	-26.1	-	26.2	-	-31.7	-56.7
2000/99 %	-	10.0	-	-31	-	6.0	-5.5	18.8	-10.1	-	6.9	-	-28.9	-	-0.4	-5.1
from Australia																
1998	20313	3708	446	1860	-	1241	2457	162	3080	-	2270	-	237	-	850	4002
1999	24566	3536	1056	1847	-	2255	3811	-	3195	-	3127	-	618	-	1011	5939
2000	26111	3464	143	1923	-	3013	3841	-	3598	-	2953	-	-	-	1073	6103
1999/98 %	20.9	-4.6	-	-0.7	-	81.7	55.1	-	3.7	-	37.8	-	-	-	18.9	48.4
2000/99 %	6.3	-2.0	-86.5	4.1	-	33.6	0.8	-	12.6	-	-5.6	-	-	-	6.1	2.8

	EUR 15	B	DK	D	EL	E	F	IRL	I	L	NL	A	P	FIN	S	UK
HARD COAL IMPORTS																
from South Africa																
1998	31992	4088	2900	5440	488	5533	2188	160	3946	92	5126	-	1755	99	-	2463
1999	32463	3074	1477	4718	371	8665	3365	-	3784	89	4797	-	1680	64	-	2935
2000	36863	3085	1672	3280	504	9152	4304	-	3721	120	3844	-	2425	-	-	4756
1999/98 %	1.5	-24.8	-49.1	-13.3	-24.0	56.6	53.8	-100	-4.1	-3.3	-6.4	-	-4.3	-	-	19.2
2000/99 %	13.6	0.4	13.2	-30.5	35.8	5.6	27.9	-	-1.7	34.8	-19.9	-	44.3	-	-	62.0
from Poland																
1998	16127	477	2679	3703	-	220	1304	-	104	-	1983	1625	-	2640	785	950
1999	15293	444	2641	5147	-	541	689	-	564	-	1384	1717	-	829	894	1293
2000	17143	298	2311	4970	-	314	961	-	850	-	2242	2336	-	1055	699	1107
1999/98 %	-5.2	-6.9	-1.4	39.0	-	-	-47.2	-	-	-	-30.2	5.7	-	-68.6	13.9	36.1
2000/99 %	12.1	-32.9	-12.5	-3.4	-	-42.0	39.5	-	50.7	-	62.0	36.1	-	27.3	-21.8	-14.4
from the ex-USSR																
1998	2539	426	221	5	118	120	106	-	126	-	243	-	-	821	178	175
1999	6234	484	835	175	121	1185	255	-	884	-	360	172	81	1330	184	168
2000	9628	705	1360	817	124	1520	423	-	1038	-	207	-	89	2401	453	491
1999/98 %	-	13.6	-	-	2.5	-	-	-	-	-	48.1	-	-	62.0	3.4	-4.0
2000/99 %	54.4	46	62.9	-	2.5	28	65.9	-	17.4	-	-42.5	-	9.9	80.5	-	-
from Canada																
1998	3599	411	-	219	-	236	446	-	867	-	633	-	230	21	-	1552
1999	4075	606	-	439	-	564	558	-	1067	-	319	-	172	-	-	1405
2000	5165	690	-	169	-	384	593	-	1050	-	415	-	231	-	-	1633
1999/98 %	13.2	47.4	-	100	-	-	25.1	-	23	-	-49.6	-	-25	-	-	-9.5
2000/99 %	26.7	13.9	-	-62	-	-31.9	6.3	-	-1.6	-	30	-	34.3	-	-	16.2
from Colombia																
1998	13741	372	1249	2109	-	421	1396	858	2343	-	2590	-	1605	288	-	3820
1999	15327	93	1243	2540	-	740	1756	1472	1362	-	3094	-	2410	-	-	4501
2000	22273	430	812	2417	-	1111	1471	1500	1760	-	4157	-	2846	-	120	5649
1999/98 %	11.5	-75.0	-0.5	20.4	-	75.8	25.8	71.6	-41.9	-	19.5	-	50.2	-	-	17.8
2000/99 %	45.3	-	-34.7	-4.8	-	50.1	-16.2	1.9	29.2	-	34.4	-	18.1	-	-	25.5
from China																
1998	1307	58	-	5	-	-	615	-	574	-	55	-	-	-	-	-
1999	1600	226	124	34	-	-	611	-	528	-	77	-	-	-	-	-
2000	1398	167	-	31	-	-	561	-	244	-	252	-	-	-	-	143
1999/98 %	22.4	-	-	-	-	-	-0.7	-	-8.0	-	40	-	-	-	-	-
2000/99 %	-12.6	-26.1	-	-8.8	-	-	-8.2	-	-53.8	-	-	-	-	-	-	-
HARD COKE																
TOTAL IMPORTS																
1998	10218	965	47	3701	40	86	2128	-	508	-	493	872	-	174	373	831
1999	8833	914	48	4142	40	119	1157	87	249	-	577	590	-	136	345	429
2000	11252	1094	46	5915	11	134	1444	43	506	-	426	920	-	69	329	315
1999/98 %	-13.6	-5	2.1	11.9	-	38.4	-45.6	-	-51.0	-	17	-32	-	-22	-8	-48.4
2000/99 %	27.4	19.7	-4.2	42.8	-72.5	13	24.8	-50.6	-	-	-26.2	55.9	-	-49	-4.6	-26.6
EXTRA-EU IMPORTS																
1998	8732	666	39	3271	40	56	1818	-	487	-	437	844	-	76	223	775
1999	7488	603	41	3737	40	89	935	53	239	-	547	556	-	130	159	359
2000	9516	767	35	5191	11	75	1188	19	461	-	387	847	-	69	213	253
1999/98 %	-14.2	-9.5	5.1	14.2	-	58.9	-48.6	-	-50.9	-	25.2	-34.1	-	71.1	-28.7	-53.7
2000/99 %	27.1	27.2	-14.6	38.9	-72.5	-15.7	27.1	-64.2	92.9	-	-29.3	52.3	-	-46.9	34.0	-29.5

Further information:

➤ Databases

New Cronos, Domain SIRENE

To obtain information or to order publications, databases and special sets of data, please contact the **Data Shop** network:

BELGIQUE/BELGIË	DANMARK	DEUTSCHLAND	ESPAÑA	FRANCE	ITALIA – Roma
Eurostat Data Shop Bruelles/Brussel Planistat Belgique Rue du Commerce 124 Handelsstraat 124 B-1000 BRUXELLES / BRUSSEL Tel. (32-2) 234 67 50 Fax (32-2) 234 67 51 E-mail: datashop@planistat.be URL: http://www.datasshop.org/	DANMARKS STATISTIK Bibliotek og Information Eurostat Data Shop Sejrøgade 11 DK-2100 KØBENHAVN Ø Tlf. (45) 39 17 30 30 Fax (45) 39 17 30 03 E-mail: bib@dst.dk Internet: http://www.dst.dk/bibliotek	STATISTISCHES BUNDESAMT Eurostat Data Shop Berlin Otto-Braun-Straße 70-72 (Eingang: Karl-Marx-Allee) D-10178 BERLIN Tel. (49) 1888 644 94 27/28 Fax (49) 1888-644 94 30 E-Mail: datashop@destatis.de URL: http://www.eu-datasshop.de/	INE Eurostat Data Shop Paseo de la Castellana, 183 Oficina 009 Entrada por Estébanez Calderón E-28046 MADRID Tel. (34) 91 583 91 67 Fax (34) 91 579 71 20 E-mail: datashop.eurostat@ine.es URL: http://www.datasshop.org/	INSEE Info Service Eurostat Data Shop 195, rue de Bercy Tour Gamma A F-75582 PARIS CEDEX 12 Tél. (33) 1 53 17 88 44 Fax (33) 1 53 17 88 22 E-mail: datasshop@insee.fr	ISTAT Centro di Informazione Statistica Sede di Roma, Eurostat Data Shop Via Cesare Balbo, 11a I-00184 ROMA Tel. (39) 06 46 73 31 02/06 Fax (39) 06 46 73 31 01/07 E-mail: dipdiff@istat.it
ITALIA – Milano	LUXEMBOURG	NEDERLAND	NORGE	PORTUGAL	SCHWEIZ/SUISSE/SVIZZERA
ISTAT Ufficio Regionale per la Lombardia Eurostat Data Shop Via Fieno 3 I-20123 MILANO Tel. (39) 02 80 61 32 460 Fax (39) 02 80 61 32 304 E-mail: mileuro@tin.it	Eurostat Data Shop Luxembourg BP 453 L-2014 LUXEMBOURG 4, rue Alphonse Weicker L-2721 LUXEMBOURG Tél. (352) 43 35-2251 Fax (352) 43 35-22221 E-mail: dslux@eurostat.datasshop.lu URL: http://www.datasshop.org/	STATISTICS NETHERLANDS Eurostat Data Shop-Voorburg Postbus 4000 2270 JM VOORBURG Nederland Tel. (31-70) 337 49 00 Fax (31-70) 337 59 84 E-mail: datashop@cs.nl	Statistics Norway Library and Information Centre Eurostat Data Shop Kongens gate 6 Boks 8131 Dep. N-0033 OSLO Tel. (47) 21 09 46 42/43 Fax (47) 21 09 45 04 E-mail: Datashop@ssb.no	Eurostat Data Shop Lisboa INE/Serviço de Difusão Av. António José de Almeida, 2 P-1000-043 LISBOA Tel. (351) 21 842 61 00 Fax (351) 21 842 63 64 E-mail: data.shop@ine.pt	Statistisches Amt des Kantons Zürich, Eurostat Data Shop Bleicherweg 5 CH-8090 Zürich Tel. (41-1) 225 12 12 Fax (41-1) 225 12 99 E-mail: datashop@statistik.zh.ch Internet: http://www.zh.ch/statistik
SUOMI/FINLAND	SVERIGE	UNITED KINGDOM	UNITED KINGDOM	UNITED STATES OF AMERICA	
STATISTICS FINLAND Eurostat Data Shop Helsinki Tilastokirjasto PL 2B FIN-00022 Tilastokeskus Työpajakat u 13 B, 2.Kerros, Helsinki P. (358-9) 17 34 22 21 F. (358-9) 17 34 22 79 Sähköposti: datashop@stat.fi URL: http://www.tilastokeskus.fi/ttk/ikk/datasshop/	STATISTICS SWEDEN Information service Eurostat Data Shop Karlavägen 100 - Box 24 300 S-104 51 STOCKHOLM Tfn (46-8) 50 69 48 01 Fax (46-8) 50 69 48 99 E-post: infoservice@scb.se Internet: http://www.scb.se/info/datasshop/peudatasshop.asp	Eurostat Data Shop Enquiries & advice and publications Office for National Statistics Customers & Electronic Services Unit 1 Drummond Gate - B1/05 LONDON SW1V 2QQ United Kingdom Tel. (44-20) 75 33 56 76 Fax (44-1633) 81 27 62 E-mail: eurostat.datasshop@ons.gov.uk	Eurostat Data Shop Electronic Data Extractions, Enquiries & advice - R.CADE 1L Mounjey Research Centre University of Durham DURHAM DH1 3SW United Kingdom Tel: (44-191) 374 73 50 Fax: (44-191) 384 49 71 E-mail: rcade@dur.ac.uk Internet: http://www.rcade.dur.ac.uk	HAVER ANALYTICS Eurostat Data Shop 60 East 42nd Street Suite 3310 NEW YORK, NY 10165 USA Tel. (1-212) 986 93 00 Fax (1-212) 986 69 81 E-mail: eurodata@haver.com	

Media Support Eurostat (for professional journalists only):

Bech Building Office A348 - L-2920 Luxembourg - Tel. (352) 4301 33408 - Fax (352) 4301 32649 - e-mail: eurostat-mediasupport@cec.eu.int

For information on methodology

Konstantinos PANAGOPOULOS, Eurostat/F4, L-2920 Luxembourg, Tel. (352) 4301 34991, Fax (352) 4301 32839,

E-mail: Konstantinos.Panagopoulos@cec.eu.int

ORIGINAL: English

Please visit our web site at www.europa.eu.int/comm/eurostat/ for further information!

A list of worldwide sales outlets is available at the **Office for Official Publications of the European Communities**.

2 rue Mercier - L-2985 Luxembourg
 Tel. (352) 2929 42118 Fax (352) 2929 42709
 Internet Address <http://eur-op.eu.int/ir/general/s-ad.htm>
 e-mail: info-info-opoce@cec.eu.int

BELGIQUE/BELGIË - DANMARK - DEUTSCHLAND - GREECE/ELLADA - ESPAÑA - FRANCE - IRELAND - ITALIA - LUXEMBOURG - NEDERLAND - ÖSTERREICH
 PORTUGAL - SUOMI/FINLAND - SVERIGE - UNITED KINGDOM - ISLAND - NORGE - SCHWEIZ/SUISSE/SVIZZERA - BALGARJA - CESHÁ REPUBLIKA - CYPRUS
 EESTI - HRVATSKA - MAGYARORSZÁG - MALTA - POLSKA - ROMÂNIA - RUSSIA - SLOVAKIA - SLOVENIA - TÜRKIYE - AUSTRALIA - CANADA - EGYPT - INDIA
 ISRAËL - JAPAN - MALAYSIA - PHILIPPINES - SOUTH KOREA - THAILAND - UNITED STATES OF AMERICA

Order form

I would like to subscribe to Statistics in focus (from 1.1.2001 to 31.12.2001):
 (for the Data Shop and sales office addresses see above)

Formula 1: All 9 themes (approximately 140 issues)

Paper: EUR 360
 Language required: DE EN FR

Formula 2: One or more of the following seven themes:

- Theme 1 'General statistics'
 - Paper: EUR 42
 - Theme 2 'Economy and finance'
 - Theme 3 'Population and social conditions'
 - Theme 4 'Industry, trade and services'
 - Theme 5 'Agriculture and fisheries'
 - Theme 6 'External trade'
 - Theme 8 'Environment and energy'
 - Paper: EUR 84
- Language required: DE EN FR

Statistics in focus can be downloaded (pdf file) free of charge from the Eurostat web site. You only need to register. For other solutions, contact your Data shop.

Please send me a free copy of 'Eurostat mini-guide' (catalogue containing a selection of Eurostat products and services)

Language required: DE EN FR

I would like a free subscription to 'Statistical References', the information letter on Eurostat products and services

Language required: DE EN FR

Mr Mrs Ms

(Please use block capitals)

Surname: _____ Forename: _____

Company: _____ Department: _____

Function: _____

Address: _____

Post code: _____ Town: _____

Country: _____

Tel.: _____ Fax: _____

E-mail: _____

Payment on receipt of invoice, preferably by:

- Bank transfer
 Visa Eurocard

Card No: _____ Expires on: ____/____/____

Please confirm your intra-Community VAT number:

If no number is entered, VAT will be automatically applied. Subsequent reimbursement will not be possible.