

# Statistical aspects of the oil economy in 2000

*Emile SIEBENALLER*

Statistics  
in focus

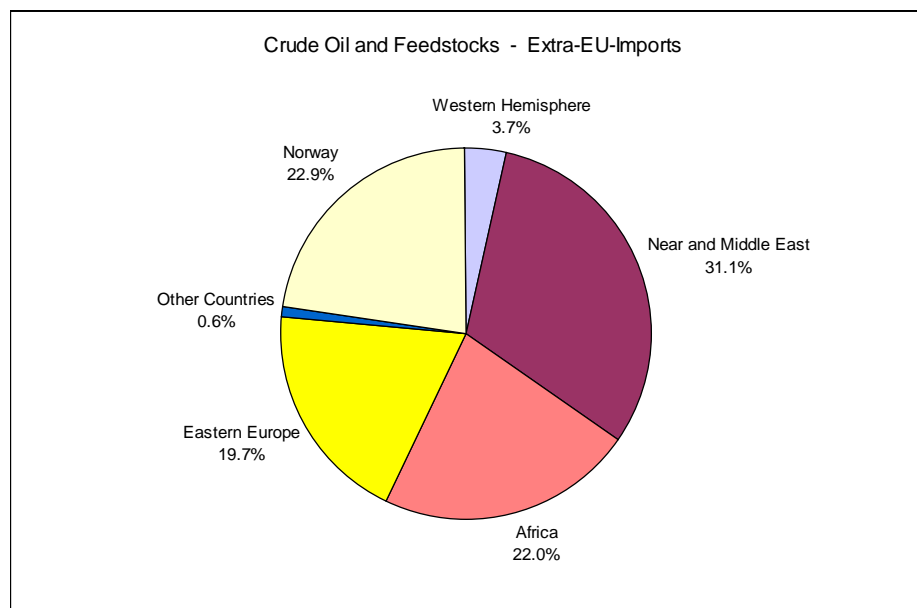
ENVIRONMENT AND  
ENERGY

THEME 8 – 20/2001

ENERGY

Contents

Provisional data for 2000



*Figure 1: Shares of imports*

## Structure of supply

Crude oil production in the European Union fell by 4.4% to total 157.3 million tonnes. Of this amount, the United Kingdom produced only 126.5 million tonnes compared with 136.9 million in 1999 (down by 7.6%). Denmark, Europe's second biggest producer, again recorded a sharp increase in production (+21.4%) to achieve 17.8 million tonnes.

Extra-EU imports of crude oil rose by 3.8% to 501.5 million tonnes.

As in the past, the European Union's main suppliers of crude oil were the countries of the Near and Middle East, although their share of EU imports fell: from 33.4% in 1999 to 31.1% in 2000. Imports from Africa went up from 21.4% in 1999 to 22.0% in 2000. Norway again increased its share and in 2000 accounted for 22.9% of EU imports (22.5% in 1999).

Imports of petroleum products rose by 6.2% in relation to the previous year and totalled 212.5 million tonnes in 2000.



## Consumption trends

Total deliveries of petroleum products were lower than in 1999 (-1.3%), declining from 550.2 to 543.3 million tonnes. At Member State level, deliveries increased in Luxembourg (+6.3%), Spain (+2.8%), Greece (+2.8%), the Netherlands (+1.2%), Belgium (+1.1%) and Ireland (+0.3%) but declined in Finland (-5.3%), Denmark (-4.8%), Sweden (-4.5%), Italy (-2.4%), Germany (-2.3%), Austria (-2.0%), Portugal (-2.0%), France (-1.8%) and the United Kingdom (-1.7%).


## Refining

Refinery input in the European Union rose by 2.4%. At Member State level, there were increases in Greece (+17.6%), Ireland (+8.9%), Belgium (+6.0%), Sweden (+5.6%), the Netherlands (+5.5%), France (+4.5%), Italy (+2.2%), Denmark (+1.8%) and Germany (+1.0%), and falls in Portugal (-8.8%), Austria (-7.5%), Spain (-1.4%), Finland (-1.4%) and the United Kingdom (-0.1%).

## Crude Oil and Feedstocks

Provisional Data January - December

EU-15

 <b>COUNTRY OF ORIGIN</b>	2000		1999		Variations 2000 - 1999	
	Mio t	%	Mio t	%	Mio t	%
<b>1. WESTERN HEMISPHERE</b>	18.6	3.7	18.8	3.9	- 0.2	- 0.9
among which: Mexico	9.8	1.9	9.2	1.9	0.5	5.9
Venezuela	8.2	1.6	9.5	2.0	- 1.3	- 13.9
<b>2. NEAR AND MIDDLE EAST</b>	155.9	31.1	161.5	33.4	- 5.6	- 3.4
among which: Saudi Arabia	65.7	13.1	61.1	12.6	4.6	7.6
Iran	35.4	7.1	41.8	8.6	- 6.3	- 15.1
Iraq	31.2	6.2	34.9	7.2	- 3.7	- 10.5
Kuwait	9.7	1.9	8.3	1.7	1.5	17.8
<b>3. AFRICA</b>	110.3	22.0	103.6	21.4	6.7	6.5
among which: Nigeria	22.2	4.4	20.1	4.2	2.1	10.6
Libya	47.4	9.5	48.7	10.1	- 1.3	- 2.8
Algeria	21.8	4.3	17.4	3.6	4.3	24.8
Egypt	5.6	1.1	4.7	1.0	0.9	18.4
<b>4. EASTERN EUROPE</b>	98.7	19.7	88.6	18.3	10.1	11.4
among which: ex-USSR	96.4	19.2	87.4	18.1	9.0	10.3
<b>5. OTHER COUNTRIES/UNIDENTIFIED</b>	117.9	23.5	110.8	22.9	7.1	6.4
among which: Norway	114.8	22.9	108.6	22.5	6.1	5.6
<b>6. TOTAL (1+2+3+4+5)</b>	501.5	100.0	483.2	100.0	18.2	3.8
among which: OPEC (2000) <sup>1)</sup>	242.0	48.3	241.8	50.0	0.2	0.1

1) To ensure comparability, the figures for 1999 do not include imports from Gabon.

## MINERALÖL


## PETROLEUM

## PETROLE

JAN-DEZ 2000 - Erste Ergebnisse

JAN-DEC 2000 - First Results

JAN-DEC 2000 - Premiers Resultats

	EU-15	Euro-Zone	B	DK	D	EL	E	F	IRL	I	L	NL	A	P	FIN	S	UK
1 000 t																	
1. ROHÖLFÖRDERUNG			1. CRUDE OIL PRODUCTION									1. PRODUCTION DE PETROLE BRUT					
1999	164 606	12 978	-	14 671	2 748	16	301	1 833	-	4 566	-	2 533	997	-	-	-	136 941
2000	157 281	12 711	-	17 805	3 147	279	227	1 846	-	4 122	-	2 351	1 018	-	-	-	126 486
2000/1999%	-4.4	-2.1		21.4	14.5		-24.6	0.7		-9.7		-7.2	2.1				-7.6
2. ROHÖL-EINFUHREN (1)			2. TOTAL IMPORTS OF CRUDE OIL (1)									2. IMPORTATIONS TOTALES DE PETROLE BRUT (1)					
1999	548 133	464 103	35 273	5 976	103 826	17 287	58 911	82 228	3 088	87 891	-	59 102	8 435	14 263	11 086	19 691	41 076
2000	566 117	471 233	37 362	5 621	103 685	20 383	58 782	85 159	3 256	90 410	-	60 551	7 783	12 682	11 563	21 133	47 747
2000/1999%	3.3	1.5	5.9	-5.9	-0.1	17.9	-0.2	3.6	5.4	2.9		2.5	-7.7	-11.1	4.3	7.3	16.2
darunter :			among which :									dont :					
3. Extra-EU Einfuhren			3. Extra-EU imports									3. Extra-EU importations					
1999	483 241	406 369	27 038	5 917	89 497	17 215	54 735	68 319	2 947	86 636	-	48 627	8 016	12 621	7 933	16 760	36 980
2000	501 476	416 338	29 047	5 619	89 622	20 383	56 244	74 569	3 014	89 506	-	47 386	7 599	11 695	7 656	15 432	43 704
2000/1999%	3.8	2.5	7.4	-5.0	0.1	18.4	2.8	9.1	2.3	3.3		-2.6	-5.2	-7.3	-3.5	-7.9	18.2
4. GESAMTAUSFUHREN VON ROHÖL			4. TOTAL EXPORTS OF CRUDE OIL									4. EXPORTATIONS DE PETROLE BRUT					
1999	109 505	6 777	3 074	11 028	1 742	116	-	1 346	-	288	-	327	-	-	-	438	91 146
2000	115 767	9 155	3 452	13 744	3 218	-	-	1 767	14	521	-	183	-	-	-	556	92 312
2000/1999%	5.7	35.1	12.3	24.6	84.7			31.3		80.9		-44.0				26.9	1.3
5. GESAMTEINFUHREN VON MINERALÖLZERZEUGNISSEN			5. TOTAL IMPORTS OF PETROLEUM PRODUCTS									5. IMPORTATIONS TOTALES DE PRODUITS PETROLIERS					
1999	200 028	173 475	13 838	4 855	40 088	4 208	16 991	26 622	6 182	18 339	2 070	37 358	4 306	3 938	3 743	5 671	11 819
2000	212 521	184 733	14 438	5 132	41 820	3 255	19 557	26 447	5 184	17 800	2 297	44 676	4 257	4 666	3 591	5 604	13 797
2000/1999%	6.2	6.5	4.3	5.7	4.3	-22.6	15.1	-0.7	-16.1	-2.9	11.0	19.6	-1.1	18.5	-4.1	-1.2	16.7
6. GESAMTAUSFUHREN VON MINERALÖLZERZEUGNISSEN			6. TOTAL EXPORTS OF PETROLEUM PRODUCTS									6. EXPORTATIONS TOTALES DE PRODUITS PETROLIERS					
1999	184 083	145 501	18 834	3 896	16 532	3 540	6 926	15 293	1 118	19 743	17	59 690	1 530	1 392	4 426	8 848	22 298
2000	192 889	153 279	17 022	4 508	18 661	3 944	7 367	17 907	1 315	20 658	15	63 392	1 305	1 416	4 221	10 114	21 044
2000/1999%	4.8	5.3	-9.6	15.7	12.9	11.4	6.4	17.1	17.6	4.6	-11.8	6.2	-14.7	1.7	-4.6	14.3	-5.6
7. NETTOEINFUHREN VON MINERALÖL (2+5-4-6)			7. NET IMPORTS OF PETROLEUM (2+5-4-6)									7. IMPORTATIONS NETTES DE PETROLE (2+5-4-6)					
1999	454 574	485 301	27 203	-4 093	125 640	17 839	68 976	92 211	8 152	86 199	2 053	36 443	11 211	16 809	10 403	16 076	-60 549
2000	469 982	493 532	31 326	-7 499	123 626	19 694	70 972	91 932	7 111	87 031	2 282	41 652	10 735	15 932	10 933	16 067	-51 812
2000/1999%	3.4	1.7	15.2	83.2	-1.6	10.4	2.9	-0.3	-12.8	1.0	11.2	14.3	-4.2	-5.2	5.1	-0.1	-14.4
8. EINSATZ IN DEN RAFFINERIEEN			8. INPUT TO REFINERIES									8. ENTREES EN RAFFINERIES					
1999	644 574	508 091	36 165	8 143	115 910	18 945	61 257	85 470	3 006	94 189	-	77 023	9 560	13 775	11 736	21 109	88 286
2000	659 936	518 870	38 347	8 289	117 032	22 277	60 372	89 325	3 275	96 243	-	81 295	8 844	12 566	11 571	22 285	88 215
2000/1999%	2.4	2.1	6.0	1.8	1.0	17.6	-1.4	4.5	8.9	2.2		5.5	-7.5	-8.8	-1.4	5.6	-0.1
9. INLANDSLIEFERUNGEN VON MINERALÖLZERZEUGNISSEN INGESAMT			9. TOTAL INLAND DELIVERIES OF PETROLEUM PRODUCTS									9. LIVRAISONS INTERIEURES TOTALES DE PRODUITS PETROLIERS					
1999	550 248	438 899	21 760	9 352	123 237	14 979	57 926	86 903	7 597	80 710	2 107	23 513	11 430	14 615	9 101	14 915	72 103
2000	543 349	433 901	22 005	8 902	120 385	15 392	59 546	85 356	7 622	78 801	2 239	23 806	11 204	14 318	8 619	14 243	70 912
2000/1999%	-1.3	-1.1	1.1	-4.8	-2.3	2.8	2.8	-1.8	0.3	-2.4	6.3	1.2	-2.0	-2.0	-5.3	-4.5	-1.7

(1) Einschließlich Feedstocks zur Destillation / Including feedstocks for distillation / Y compris feedstocks pour distillation

# Further information:

## ➤ Databases

New Cronos : Theme 8 , Domain SIRENE

To obtain information or to order publications, databases and special sets of data, please contact the **Data Shop** network:

BELGIQUE/BELGIË	DANMARK	DEUTSCHLAND	ESPAÑA	FRANCE	ITALIA – Roma
<b>Eurostat Data Shop</b> <b>Bruelles/Brussel</b> <b>Planistat Belgique</b> Rue du Commerce 124 Handelsstraat 124 B-1000 BRUXELLES / BRUSSEL Tel. (32-2) 234 67 50 Fax (32-2) 234 67 51 E-mail: <a href="mailto:datashop@planistat.be">datashop@planistat.be</a> URL: <a href="http://www.datasshop.org/">http://www.datasshop.org/</a>	<b>DANMARKS STATISTIK</b> <b>Bibliotek og Information</b> <b>Eurostat Data Shop</b> Sejrøgade 11 DK-2100 KØBENHAVN Ø Tlf. (45) 39 17 30 30 Fax (45) 39 17 30 03 E-mail: <a href="mailto:lib@dst.dk">lib@dst.dk</a> Internet: <a href="http://www.dst.dk/bibliotek">http://www.dst.dk/bibliotek</a>	<b>STATISTISCHES BUNDESAMT</b> <b>Eurostat Data Shop Berlin</b> Otto-Braun-Straße 70-72 (Eingang: Karl-Marx-Allee) D-10178 BERLIN Tel. (49) 1888 644 94 27/28 Fax (49) 1888-644 94 30 E-Mail: <a href="mailto:datashop@destatis.de">datashop@destatis.de</a> URL: <a href="http://www.eu-datasshop.de/">http://www.eu-datasshop.de/</a>	<b>INE Eurostat Data Shop</b> Paseo de la Castellana, 183 Oficina 009 Entrada por Estébanez Calderón E-28046 MADRID Tel. (34) 91 583 91 67 Fax (34) 91 579 71 20 E-mail: <a href="mailto:datashop.eurostat@ine.es">datashop.eurostat@ine.es</a> URL: <a href="http://www.datasshop.org/">http://www.datasshop.org/</a>	<b>INSEE Info Service</b> <b>Eurostat Data Shop</b> 195, rue de Bercy Tour Gamma A F-75582 PARIS CEDEX 12 Tél. (33) 1 53 17 88 44 Fax (33) 1 53 17 88 22 E-mail: <a href="mailto:datashop@insee.fr">datashop@insee.fr</a>	<b>ISTAT</b> <b>Centro di Informazione Statistica</b> <b>Sede di Roma, Eurostat Data Shop</b> Via Cesare Balbo, 11a I-00184 ROMA Tel. (39) 06 46 73 31 02/06 Fax (39) 06 46 73 31 01/07 E-mail: <a href="mailto:dipdiff@istat.it">dipdiff@istat.it</a>
ITALIA – Milano	LUXEMBOURG	NEDERLAND	NORGE	PORTUGAL	SCHWEIZ/SUISSE/SVIZZERA
<b>ISTAT</b> <b>Ufficio Regionale per la Lombardia</b> <b>Eurostat Data Shop</b> Via Fieno 3 I-20123 MILANO Tel. (39) 02 80 61 32 46 0 Fax (39) 02 80 61 32 30 4 E-mail: <a href="mailto:mileuro@tin.it">mileuro@tin.it</a>	<b>Eurostat Data Shop Luxembourg</b> BP 453 L-2014 LUXEMBOURG 4, rue Alphonse Weicker L-2721 LUXEMBOURG Tél. (352) 43 35-2251 Fax (352) 43 35-22221 E-mail: <a href="mailto:dslux@eurostat.datasshop.lu">dslux@eurostat.datasshop.lu</a> URL: <a href="http://www.datasshop.org/">http://www.datasshop.org/</a>	<b>STATISTICS NETHERLANDS</b> <b>Eurostat Data Shop-Voorburg</b> Postbus 4000 2270 JM VOORBURG Nederland Tel. (31-70) 337 49 00 Fax (31-70) 337 59 84 E-mail: <a href="mailto:datashop@csb.nl">datashop@csb.nl</a>	<b>Statistics Norway</b> <b>Library and Information Centre</b> <b>Eurostat Data Shop</b> Kongens gate 6 Boks 8131 Dep. N-0033 OSLO Tel. (47) 21 09 46 42/43 Fax (47) 21 09 45 04 E-mail: <a href="mailto:Datashop@ssb.no">Datashop@ssb.no</a>	<b>Eurostat Data Shop Lisboa</b> <b>INE/Serviço de Difusão</b> Av. António José de Almeida, 2 P-1000-043 LISBOA Tel. (351) 21 842 61 00 Fax (351) 21 842 63 64 E-mail: <a href="mailto:data.shop@ine.pt">data.shop@ine.pt</a>	<b>Statistisches Amt des Kantons</b> <b>Zürich, Eurostat Data Shop</b> Bleicherweg 5 CH-8090 Zürich Tel. (41-1) 225 12 12 Fax (41-1) 225 12 99 E-mail: <a href="mailto:datashop@statistik.zh.ch">datashop@statistik.zh.ch</a> Internet: <a href="http://www.zh.ch/statistik">http://www.zh.ch/statistik</a>
SUOMI/FINLAND	SVERIGE	UNITED KINGDOM	UNITED KINGDOM	UNITED STATES OF AMERICA	
<b>STATISTICS FINLAND</b> <b>Eurostat Data Shop Helsinki</b> Tilastokirjasto PL 2B FIN-00022 Tilastokeskus Työpajakat u 13 B, 2.Kerros, Helsinki P. (358-9) 17 34 22 79 F. (358-9) 17 34 22 79 Sähköposti: <a href="mailto:datashop@stat.fi">datashop@stat.fi</a> URL: <a href="http://www.tilastokeskus.fi/ttk/ikk/datasshop/">http://www.tilastokeskus.fi/ttk/ikk/datasshop/</a>	<b>STATISTICS SWEDEN</b> <b>Information service</b> <b>Eurostat Data Shop</b> Karlavägen 100 - Box 24 300 S-104 51 STOCKHOLM Tfn (46-8) 50 69 48 01 Fax (46-8) 50 69 48 99 E-post: <a href="mailto:infoervice@scb.se">infoervice@scb.se</a> Internet: <a href="http://www.scb.se/info/datasshop/peudatasshop.asp">http://www.scb.se/info/datasshop/peudatasshop.asp</a>	<b>Eurostat Data Shop</b> <b>Enquiries &amp; advice and publications</b> <b>Office for National Statistics</b> Customers & Electronic Services Unit 1 Drummond Gate - B1/05 LONDON SW1V 2QQ United Kingdom Tel. (44-20) 75 33 56 76 Fax (44-1633) 81 27 62 E-mail: <a href="mailto:eurostat.datasshop@ons.gov.uk">eurostat.datasshop@ons.gov.uk</a>	<b>Eurostat Data Shop</b> <b>Electronic Data Extractions,</b> <b>Enquiries &amp; advice - R.CADE</b> 1L Mounjey Research Centre University of Durham DURHAM DH1 3SW United Kingdom Tel: (44-191) 374 73 50 Fax: (44-191) 384 49 71 E-mail: <a href="mailto:rcade@dur.ac.uk">rcade@dur.ac.uk</a> Internet: <a href="http://www.rcade.dur.ac.uk">http://www.rcade.dur.ac.uk</a>	<b>HAVER ANALYTICS</b> <b>Eurostat Data Shop</b> 60 East 42nd Street Suite 3310 NEW YORK, NY 10165 USA Tel. (1-212) 986 93 00 Fax (1-212) 986 69 81 E-mail: <a href="mailto:eurodata@haver.com">eurodata@haver.com</a>	

Media Support Eurostat (for professional journalists only):

Bech Building Office A348 • L-2920 Luxembourg • Tel. (352) 4301 33408 • Fax (352) 4301 32649 • e-mail: [eurostat-mediasupport@cec.eu.int](mailto:eurostat-mediasupport@cec.eu.int)

## For information on methodology

Emile SIEBENALLER, Eurostat/F4, L-2920 Luxembourg, Tel. (352) 4301 32040, Fax (352) 4301 32839, E-mail: [emile.siebenaller@cec.eu.int](mailto:emile.siebenaller@cec.eu.int)

ORIGINAL: French

Please visit our web site at [www.europa.eu.int/comm/eurostat/](http://www.europa.eu.int/comm/eurostat/) for further information!

A list of worldwide sales outlets is available at the **Office for Official Publications of the European Communities**.

2 rue Mercier - L-2985 Luxembourg  
 Tel. (352) 2929 42118 Fax (352) 2929 42709  
 Internet Address <http://eur-op.eu.int/tf/general/s-ad.htm>  
 e-mail: [info-info@opce@cec.eu.int](mailto:info-info@opce@cec.eu.int)

BELGIQUE/BELGIË - DANMARK - DEUTSCHLAND - GREECE/ELLADA - ESPAÑA - FRANCE - IRELAND - ITALIA - LUXEMBOURG - NEDERLAND - ÖSTERREICH  
 PORTUGAL - SUOMI/FINLAND - SVERIGE - UNITED KINGDOM - ISLAND - NORGE - SCHWEIZ/SUISSE/SVIZZERA - BALGARJA - CESKÁ REPUBLIKA - CYPRUS  
 EESTI - HRVATSKA - MAGYARORSZÁG - MALTA - POLSKA - ROMÂNIA - RUSSIA - SLOVAKIA - SLOVENIA - TÜRKIYE - AUSTRALIA - CANADA - EGYPT - INDIA  
 ISRAËL - JAPAN - MALAYSIA - PHILIPPINES - SOUTH KOREA - THAILAND - UNITED STATES OF AMERICA

## Order form

I would like to subscribe to Statistics in focus (from 1.1.2001 to 31.12.2001):  
 (for the Data Shop and sales office addresses see above)

**Formula 1:** All 9 themes (approximately 140 issues)

Paper: EUR 360  
 Language required:  DE  EN  FR

**Formula 2:** One or more of the following seven themes:

- Theme 1 'General statistics'
  - Paper: EUR 42
- Theme 2 'Economy and finance'
- Theme 3 'Population and social conditions'
- Theme 4 'Industry, trade and services'
- Theme 5 'Agriculture and fisheries'
- Theme 6 'External trade'
- Theme 8 'Environment and energy'
  - Paper: EUR 84

Language required:  DE  EN  FR

Statistics in focus can be downloaded (pdf file) free of charge from the Eurostat web site. You only need to register. For other solutions, contact your Data Shop.

Please send me a free copy of 'Eurostat mini-guide' (catalogue containing a selection of Eurostat products and services)  
 Language required:  DE  EN  FR

I would like a free subscription to 'Statistical References', the information letter on Eurostat products and services  
 Language required:  DE  EN  FR

Mr  Mrs  Ms

(Please use block capitals)

Surname: \_\_\_\_\_ Forename: \_\_\_\_\_

Company: \_\_\_\_\_ Department: \_\_\_\_\_

Function: \_\_\_\_\_

Address: \_\_\_\_\_

Post code: \_\_\_\_\_ Town: \_\_\_\_\_

Country: \_\_\_\_\_

Tel.: \_\_\_\_\_ Fax: \_\_\_\_\_

E-mail: \_\_\_\_\_

### Payment on receipt of invoice, preferably by:

- Bank transfer  
 Visa  Eurocard

Card No: \_\_\_\_\_ Expires on: \_\_\_\_/\_\_\_\_/\_\_\_\_

### Please confirm your intra-Community VAT number:

If no number is entered, VAT will be automatically applied. Subsequent reimbursement will not be possible.