

Inland deliveries of petroleum products in 2000

Emile SIEBENALLER

Statistics
in focus

ENVIRONMENT AND
ENERGY

THEME 8 – 17/2001

ENERGY

Contents

Provisional data for 2000

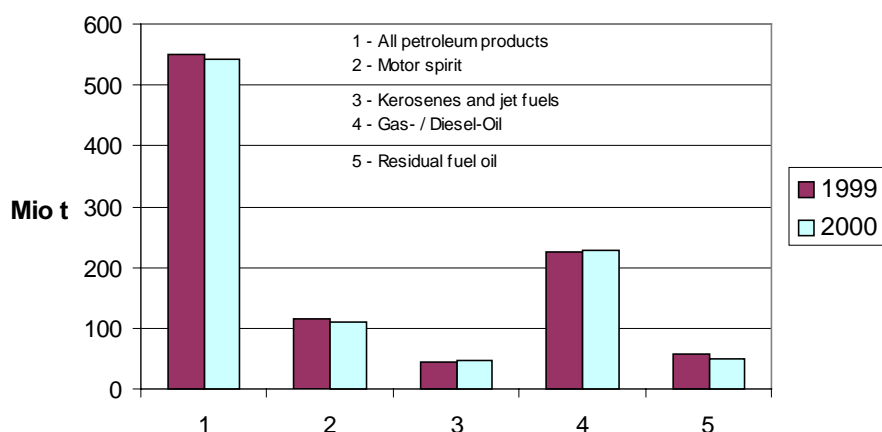


Figure 1: Inland deliveries, EU-15

In 2000, deliveries of petroleum products within the EU again declined, to 543.3 million tonnes from 550.2 million tonnes in 1999, a year-on-year fall of 1.3%.

The situation regarding the main products is as follows:

- Deliveries of motor spirit fell by 3.7% to 109.8 million tonnes.
- The increase in internal deliveries of kerosene and jet fuels was not as strong as the previous year but, at 4.3%, gave a total of 47.1 million tonnes as compared with 45.2 million tonnes in 1999.
- Deliveries of gasoil/diesel also increased, rising from 225.6 million tonnes in 1999 to 227.7 million tonnes in 2000.
- The decline in residual fuel oil gathered pace in 2000, and deliveries fell to 51.1 million tonnes from 56.9 million tonnes in 1999 (–10.2%).



Trends in deliveries by Member State

The main trends by product in 2000 are as follows:

- Deliveries of motor spirit increased in Ireland (+6.8%), Luxembourg (+2.7%), Greece (+1.5%) and Portugal (+1.2%), while they decreased in Italy (-7.2%), Belgium (-6.2%), France (-4.9%), Germany (-4.7%), Spain (-4.5%), Finland (-3.6%), Austria (-3.4%), the Netherlands (-2.7%), Denmark (-1.7%), the United Kingdom (-1.1%) and Sweden (-0.5%).

- Deliveries of kerosene and jet fuels increased in Finland (+17.7%), Portugal (+8.7%), the United Kingdom (+7.8%), Austria (+6.9%), Spain (+6.7%), Germany (+6.0%), France (+4.2%), Greece (+3.1%) and Italy (+0.2%). A decline in deliveries was reported in Sweden (-6.1%), Denmark (-5.7%), Luxembourg (-5.5%), Belgium (-4.1%), the Netherlands (-1.5%) and Ireland (-0.3%).

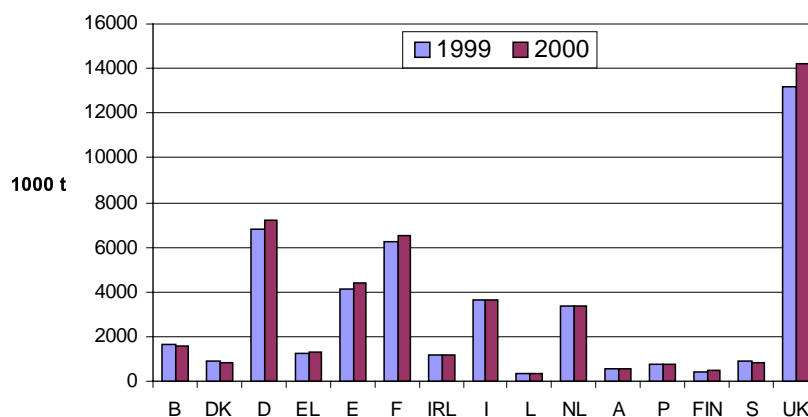


Figure 2: Deliveries of kerosene and jet fuels

- Deliveries of gasoil and liquid fuel as a whole decreased in Finland (-5.9%), Denmark (-5.1%), Germany (-2.5%), Belgium (-1.3%), the Netherlands (-1.1%) and France (-0.6%). Increases were reported, however, of 14.1% in Sweden, 12.7% in Portugal, 12.0% in Luxembourg, 8.2% in Ireland, 7.9% in Spain, 2.7% in Greece, 2.0% in Austria, 1.9% in Italy and 1.2% in the United Kingdom.

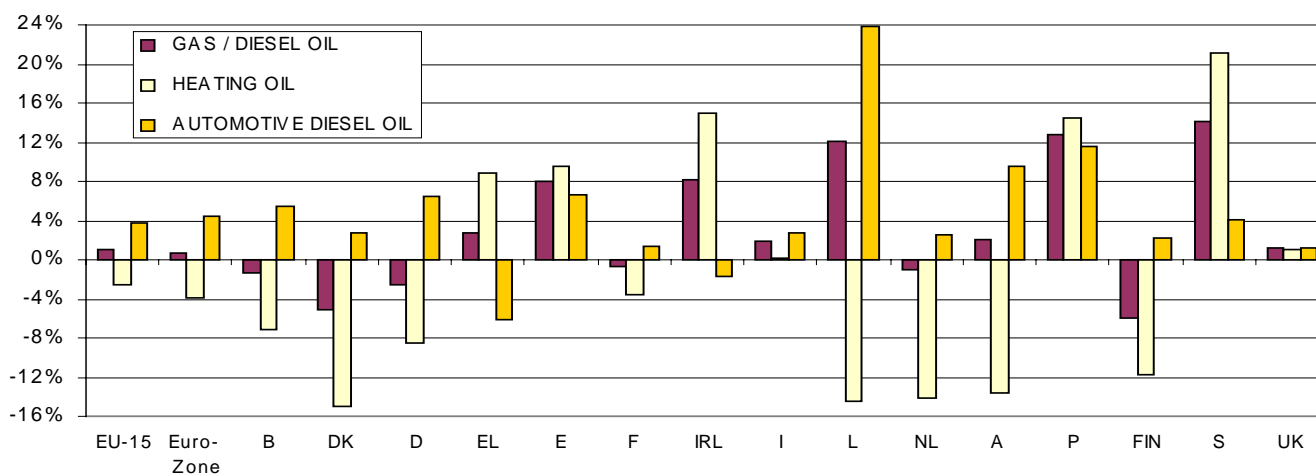



Figure 3: Differences in deliveries of Gas-/Diesel-oil (%)
2000 compared to 1999

- Deliveries of residual fuel-oil increased in Germany (+27.5%), Luxembourg (+66.7%) and very slightly in Greece (+0.1%). The remaining countries, on the other hand, reported reductions of varying proportions.

MINERALÖLZERZEUGNISSE Inlandslieferungen JAN-DEZ 2000 - Erste Ergebnisse 1 000 t				PETROLEUM PRODUCTS Inland Deliveries JAN-DEC 2000 - First Results 1 000 t										PRODUITS PÉTROLIERS Livraisons Intérieures JAN-DEC 2000 - Premiers Résultats 1 000 t			
	EU-15	Euro-Zone	B	DK	D	EL	E	F	IRL	I	L	NL	A	P	FIN	S	UK
ALLE MINERALÖLZERZEUGNISSE				ALL PETROLEUM PRODUCTS										TOUS PRODUITS PÉTROLIERS			
1999	550 248	438 899	21 760	9 352	123 237	14 979	57 926	86 903	7 597	80 710	2 107	23 513	11 430	14 615	9 101	14 915	72 103
2000	543 331	433 883	22 005	8 902	120 385	15 392	59 546	85 356	7 604	78 801	2 239	23 806	11 204	14 318	8 619	14 243	70 912
2000/1999 %	-1.3	-1.1	1.1	-4.8	-2.3	2.8	2.8	-1.8	0.1	-2.4	6.3	1.2	-2.0	-2.0	-5.3	-4.5	-1.7
darunter: MOTORENBENZIN				among which: MOTOR SPIRIT										dont : ESSENCES MOTEUR			
1999	114 002	83 208	2 396	2 018	30 331	3 215	8 938	12 972	1 409	16 484	565	4 148	2 048	2 065	1 852	3 964	21 597
2000	109 835	79 290	2 247	1 984	28 900	3 263	8 534	12 333	1 505	15 298	580	4 038	1 979	2 090	1 786	3 946	21 352
2000/1999 %	-3.7	-4.7	-6.2	-1.7	-4.7	1.5	-4.5	-4.9	6.8	-7.2	2.7	-2.7	-3.4	1.2	-3.6	-0.5	-1.1
PETROLEUM / FLUGTURBINENKRAFTSTOFFE				KEROSENES AND JET FUELS										PETROLE LAMPANT ET CARBUREACTEURS			
1999	45 158	28 970	1 670	863	6 794	1 263	4 095	6 240	1 156	3 621	330	3 386	537	722	418	881	13 181
2000	47 096	29 948	1 601	814	7 199	1 302	4 371	6 500	1 152	3 628	312	3 334	574	785	492	827	14 206
2000/1999 %	4.3	3.4	-4.1	-5.7	6.0	3.1	6.7	4.2	-0.3	0.2	-5.5	-1.5	6.9	8.7	17.7	-6.1	7.8
DIESELKRAFTST. U. DESTILLATHEIZÖLE				GAS / DIESEL OIL										GASOIL ET FUEL-OIL FLUIDE			
1999	225 607	187 467	10 750	3 959	58 268	6 168	23 160	45 165	2 851	25 192	1 163	6 736	5 747	4 250	4 185	5 173	22 840
2000	227 720	188 618	10 608	3 759	56 828	6 336	24 994	44 881	3 086	25 666	1 303	6 662	5 864	4 790	3 936	5 902	23 105
2000/1999 %	0.9	0.6	-1.3	-5.1	-2.5	2.7	7.9	-0.6	8.2	1.9	12.0	-1.1	2.0	12.7	-5.9	14.1	1.2
darunter: DIESELKRAFTSTOFFE				among which: AUTOMOTIVE DIESEL OIL										dont : GASOIL ROUTIER			
1999	123 325	101 252	4 922	2 233	23 385	2 530	13 233	26 757	1 141	17 489	803	5 284	3 890	2 600	1 748	2 123	15 187
2000	128 039	105 787	5 192	2 293	24 907	2 375	14 119	27 134	1 121	17 955	995	5 416	4 261	2 900	1 787	2 208	15 376
2000/1999 %	3.8	4.5	5.5	2.7	6.5	-6.1	6.7	1.4	-1.8	2.7	23.9	2.5	9.5	11.5	2.2	4.0	1.2
RÜCKSTANDSHEIZÖLE				RESIDUAL FUEL OIL										FUEL-OIL RESIDUEL			
1999	56 895	48 937	1 938	557	4 990	2 997	7 402	4 804	2 049	20 508	3	86	1 588	3 942	1 627	2 195	2 209
2000	51 074	44 595	1 576	435	6 360	3 001	6 735	3 677	1 736	18 420	5	49	1 298	3 260	1 479	1 173	1 870
2000/1999 %	-10.2	-8.9	-18.7	-21.9	27.5	0.1	-9.0	-23.5	-15.3	-10.2	66.7	-43.0	-18.3	-17.3	-9.1	-46.6	-15.4

Further information:

➤ Databases

New Cronos : Theme 8, Domain SIRENE

To obtain information or to order publications, databases and special sets of data, please contact the **Data Shop** network:

BELGIQUE/BELGIË	DANMARK	DEUTSCHLAND	ESPAÑA	FRANCE	ITALIA – Roma
Eurostat Data Shop Bruxelles/Brussel Planistat Belgique Rue du Commerce 124 Handelsstraat 124 B-1000 BRUXELLES / BRUSSEL Tel. (32-2) 234 67 50 Fax (32-2) 234 67 51 E-mail: datasshop@planistat.be	DANMARKS STATISTIK Bibliotek og Information Eurostat Data Shop Sejrogade 11 DK-2100 KØBENHAVN Ø Tlf. (45) 39 17 30 30 Fax (45) 39 17 30 03 E-mail: bib@dst.dk	STATISTISCHES BUNDESAMT Eurostat Data Shop Berlin Otto-Braun-Straße 70-72 (Eingang: Karl-Marx-Allee) D-1 0178 BERLIN Tel. (49) 1888 644 94 27/28 Fax (49) 1888-644 94 30 E-Mail: datasshop@statistik-bund.de	INE Eurostat Data Shop Paseo de la Castellana, 183 Oficina 009 Entrada por Estébanez Calderón E-28046 MADRID Tel. (34) 91 583 91 67 Fax (34) 91 579 71 20 E-mail: datasshop.eurostat@ine.es	INSEE Info Service Eurostat Data Shop 195, rue de Bercy Tour Gamma A F-75582 PARIS CEDEX 12 Tel. (33) 1 53 17 8844 Fax (33) 1 53 17 88 22 E-mail: datasshop@insee.fr	ISTAT Centro di Informazione Statistica Sede di Roma, Eurostat Data Shop Via Cesare Balbo, 11a I-00184 ROMA Tel. (39) 06 46 73 31 02/06 Fax (39) 06 46 73 31 01/07 E-mail: dipdiff@istat.it
ITALIA – Milano	LUXEMBOURG	NEDERLAND	NORGE	PORTUGAL	SCHWEIZ/SUISSE/SVIZZERA
ISTAT Ufficio Regionale per la Lombardia Eurostat Data Shop Via Fieno 3 I-20123 MILANO Tel. (39) 02 80 61 32 460 Fax (39) 02 80 61 32 304 E-mail: mileuro@tin.it	Eurostat Data Shop Luxembourg BP 453 L-2014 LUXEMBOURG 4, rue Alphonse Weicker L-2721 LUXEMBOURG Tel. (352) 43 35-2251 Fax (352) 43 35-22221 E-mail: dslux@eurostat.datasshop.lu	STATISTICS NETHERLANDS Eurostat Data Shop-Voorburg Postbus 4000 2270 JM VOORBURG Nederland Tel. (31-70) 337 49 00 Tel. (31-70) 337 59 84 E-mail: datasshop@cbs.nl	Statistics Norway Library and Information Centre Eurostat Data Shop Kongens gate 6 Boks 8131 Dep. N-0033 OSLO Tel. (47) 21 09 46 42/43 Fax (47) 21 09 45 04 E-mail: Datashop@ssb.no	Eurostat Data Shop Lisboa INE/Serviço de Difusão Av. António José de Almeida, 2 P-1000-043 LISBOA Tel. (351) 21 842 61 00 Fax (351) 21 842 63 64 E-mail: data.shop@ine.pt	Statistisches Amt des Kantons Zürich, Eurostat Data Shop Bleicherweg 5 CH-8090 Zürich Tel. (41-1) 225 12 12 Fax (41-1) 225 12 99 E-mail: datasshop@statistik.zh.ch Internet: http://www.zh.ch/statistik
SUOMI/FINLAND	SVERIGE	UNITED KINGDOM	UNITED KINGDOM	UNITED STATES OF AMERICA	
STATISTICS FINLAND Eurostat Data Shop Helsinki Tilastokijasto PL2B FIN-00022 Tilastokeskus Työpajakat u 13 B, 2.Kerros, Helsinki P. (358-9) 17 34 22 21 F. (358-9) 17 34 22 79 Sähköposti: datasshop.tilastokeskus@tilastokeskus.fi Internet: http://www.tilastokeskus.fi/tilastokeskus.html	STATISTICS SWEDEN Information service Eurostat Data Shop Karlavägen 100 - Box 24 300 S-104 51 STOCKHOLM Tfn (46-8) 50 69 48 01 Fax (46-8) 50 69 48 99 E-post: infoservice@scb.se Internet: http://www.scb.se/info/datasshop/uedatashop.asp	Eurostat Data Shop Enquiries & advice and publications Office for National Statistics Customers & Electronic Services Unit 1 Drummond Gate - B1/05 LONDON SW1V 2QQ United Kingdom Tel. (44-20) 75 33 56 76 Fax (44-1633) 81 27 62 E-mail: eurostat.datasshop@ons.gov.uk	Eurostat Data Shop Electronic Data Extractions, Enquiries & advice - R.CADE 1L Moulton Research Centre University of Durham DURHAM DH1 3SW United Kingdom Tel: (44-191) 374 73 50 Fax: (44-191) 384 49 71 E-mail: rcade@dur.ac.uk Internet: http://www.rcade.dur.ac.uk	HAVER ANALYTICS Eurostat Data Shop 60 East 42nd Street Suite 3310 NEW YORK, NY 10165 USA Tel. (1-212) 986 93 00 Fax (1-212) 986 69 81 E-mail: eurodata@haver.com	

Media Support Eurostat (for professional journalists only):

Bech Building Office A3/48 - L-2920 Luxembourg - Tel. (352) 4301 33408 - Fax (352) 4301 32649 - e-mail: eurostat-mediasupport@cec.eu.int

For information on methodology:

Emile SIEBENALLER, Eurostat/F4, L-2920 Luxembourg, Tel. (352) 4301 32040, Fax (352) 4301 32839,

E-mail: Emile.Siebenaller@cec.eu.int

ORIGINAL: French

Please visit our web site at www.europa.eu.int/comm/eurostat/ for further information!

A list of worldwide sales outlets is available at the **Office for Official Publications of the European Communities**.

2 rue Mercier - L-2985 Luxembourg
Tel. (352) 2929 42118 Fax (352) 2929 42709
Internet Address <http://eur-op.eu.int/fr/general/s-ad.htm>
e-mail: info-info-opoce@cec.eu.int

BELGIQUE/BELGIË - DANMARK - DEUTSCHLAND - GREECE/ELLADA - ESPAÑA - FRANCE - IRELAND - ITALIA - LUXEMBOURG - NEDERLAND - ÖSTERREICH
PORTUGAL - SUOMI/FINLAND - SVERIGE - UNITED KINGDOM - ISLAND - NORGE - SCHWEIZ/SUISSE/SVIZZERA - BALGARJA - CESKÁ REPUBLIKA - CYPRUS
EESTI - HRVATSKA - MAGYARORSZÁG - MALTA - POLSKA - ROMÂNIA - RUSSIA - SLOVAKIA - SLOVENIA - TÜRKIYE - AUSTRALIA - CANADA - EGYPT - INDIA
ISRAËL - JAPAN - MALAYSIA - PHILIPPINES - SOUTH KOREA - THAILAND - UNITED STATES OF AMERICA

Order form

I would like to subscribe to Statistics in focus (from 1.1.2001 to 31.12.2001):
(for the Data Shop and sales office addresses see above)

Formula 1: All 9 themes (approximately 140 issues)

Paper: EUR 360

Language required: DE EN FR

Formula 2: One or more of the following seven themes:

Theme 1 'General statistics'

Paper: EUR 42

Theme 2 'Economy and finance'

Theme 3 'Population and social conditions'

Theme 4 'Industry, trade and services'

Theme 5 'Agriculture and fisheries'

Theme 6 'External trade'

Theme 8 'Environment and energy'

Paper: EUR 84

Language required: DE EN FR

Statistics in focus can be downloaded (pdf file) free of charge from the Eurostat web site. You only need to register. For other solutions, contact your Data Shop.

Please send me a free copy of 'Eurostat mini-guide' (catalogue containing a selection of Eurostat products and services)

Language required: DE EN FR

I would like a free subscription to 'Statistical References', the information letter on Eurostat products and services

Language required: DE EN FR

Mr Mrs Ms

(Please use block capitals)

Surname: _____ Forename: _____

Company: _____ Department: _____

Function: _____

Address: _____

Post code: _____ Town: _____

Country: _____

Tel.: _____ Fax: _____

E-mail: _____

Payment on receipt of invoice, preferably by:

Bank transfer

Visa Eurocard

Card No: _____ Expires on: ____/____/____

Please confirm your intra-Community VAT number:

If no number is entered, VAT will be automatically applied. Subsequent reimbursement will not be possible.