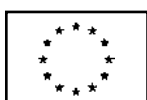




European social statistics

Labour market policy – Expenditure and participants

Data 2001



EUROPEAN
COMMISSION



THEME 3
Population and
social conditions

3

Europe Direct is a service to help you find answers to your questions about the European Union

**New freephone number:
00 800 6 7 8 9 10 11**

A great deal of additional information on the European Union is available on the Internet.
It can be accessed through the Europa server (<http://europa.eu.int>).

Luxembourg: Office for Official Publications of the European Communities, 2003

ISBN 92-894-6062-8
ISSN 1725-602X

© European Communities, 2003

CONTENTS

A INTRODUCTION	5
A.1 Contents of tables	6
A.2 Important remarks	7
A.3 Key to symbols and abbreviations	9
B EXPENDITURE	11
B.1 LMP expenditure by type of action	12
<i>B.1.1 LMP expenditure by category</i>	12
<i>B.1.2 Share of LMP expenditure by category</i>	13
<i>B.1.3 LMP expenditure by category in relation to GDP</i>	14
B.2 LMP expenditure by type	16
<i>B.2.1 LMP expenditure by type</i>	16
<i>B.2.2 Share of LMP expenditure by type</i>	17
B.3 LMP expenditure by measure and by type of action	20
<i>B.3.1 Belgique/België</i>	20
<i>B.3.2 Danmark</i>	22
<i>B.3.3 Deutschland</i>	24
<i>B.3.4 Ellada</i>	26
<i>B.3.5 España</i>	28
<i>B.3.6 France</i>	30
<i>B.3.7 Ireland</i>	33
<i>B.3.8 Italia</i>	35
<i>B.3.9 Luxembourg</i>	37
<i>B.3.10 Nederland</i>	39
<i>B.3.11 Österreich</i>	41
<i>B.3.12 Portugal</i>	43
<i>B.3.13 Suomi/Finland</i>	46
<i>B.3.14 Sverige</i>	48
<i>B.3.15 United Kingdom</i>	50
<i>B.3.16 Norway</i>	53
C PARTICIPANTS	55
C.1 LMP stocks by type of action	56
<i>C.1.1 LMP stocks by category</i>	56
<i>C.1.2 Share of LMP stocks by category</i>	57
C.2 LMP entrants by type of action	58
<i>C.2.1 LMP entrants by category</i>	58
<i>C.2.2 Share of LMP entrants by category</i>	59
C.3 LMP participants by measure and by type of action	60
<i>C.3.1 Belgique/België</i>	60
<i>C.3.2 Danmark</i>	63
<i>C.3.3 Deutschland</i>	65
<i>C.3.4 Ellada</i>	68
<i>C.3.5 España</i>	71
<i>C.3.6 France</i>	74
<i>C.3.7 Ireland</i>	77
<i>C.3.8 Italia</i>	79
<i>C.3.9 Luxembourg</i>	82
<i>C.3.10 Nederland</i>	84

C.3.11	Österreich	86
C.3.12	Portugal	89
C.3.13	Suomi/Finland	93
C.3.14	Sverige	96
C.3.15	United Kingdom	99
C.3.16	Norway	101
D	INVENTORY OF LMP MEASURES	103
D.1	Belgique/België	104
D.2	Danmark	106
D.3	Deutschland	107
D.4	Ellada	109
D.5	España	111
D.6	France	113
D.7	Ireland	115
D.8	Italia	116
D.9	Luxembourg	118
D.10	Nederland	119
D.11	Österreich	120
D.12	Portugal	122
D.13	Suomi/Finland	125
D.14	Sverige	127
D.15	United Kingdom	129
D.16	Norway	130
E	EXTERNAL DATA	131
E.1	GDP & currency exchange rates	132
E.1.1	<i>GDP</i>	132
E.1.2	<i>Exchange rates</i>	132
E.2	Numbers of unemployed persons	132
E.2.1	<i>Registered unemployed</i>	132
E.2.2	<i>LFS unemployed</i>	132
F	REFERENCE INFORMATION	133
F.1	Methodological information	134
F.2	LMP questionnaire	137
F.3	Classification by type of action	138
F.4	Classification by type of expenditure	139
F.5	Abbreviations by country	140

A INTRODUCTION

This is the fourth publication of data collected by Eurostat as part of the Labour Market Policy database project undertaken in collaboration with DG-Employment, all EU Member States and Norway. The full methodology used as a reference for this data collection is published as a Eurostat Working Paper. Important extracts and comments on the methodology are included in section F together with details of classification schemes and the full LMP questionnaire. This section should be consulted in order to ensure correct interpretation of the tables of data. It should be noted that this methodology is still under development and therefore subject to change.

A.1 Contents of tables

The contents of tables in each section of the publication are described below. In order to ensure correct interpretation of the data in each case, readers are advised to read the methodological information included in section F.1.

In tables showing aggregates, data are split into two groups for categories 2-7 and for categories 8-9. Categories 2-7 include all measures referred to in the Employment Guidelines as "training or similar measures" to improve the employability of unemployed persons.

In these comparative tables, missing values may appear for two main reasons. Either data is not available for one or more measures in the category, or the category includes components of a mixed measure where it has not been possible to make any breakdown of expenditure and/or participants. A full breakdown of each category is presented in the detailed country tables (sections B.3 and C.3) so that the elements of each total can be seen and the reason for missing values understood.

Part B - Expenditure

This part of the publication contains tables of public expenditure on LMP measures during 2001. See paragraph 5 of section F.1 for details of the variables covered.

Sections B.1 and B.2 contain tables which refer to aggregate figures - i.e. the sum of expenditure on all measures classified to any given category. The composition of each aggregated figure can be seen by referring to the detailed country tables in section B.3. Table B.1.3 compares expenditure on LMP measures by category to GDP, which is shown in table E.1.1.

Section B.3 contains detailed tables for each country with details of expenditure by type for each individual measure. The tables show where data is unavailable and where aggregates used in sections B.1 and B.2

cannot therefore be made. In some cases where missing values are known to be a small part of total expenditure then aggregates have been made assuming the value is zero. All such cases are indicated using the symbol n.s. (not significant). In cases where the magnitude of missing values is significant or not known then aggregates are not completed.

Part C - Participants

This part of the publication contains tables of participants in LMP measures during 2001. See paragraph 6 of section F.1 for details of the variables covered.

Sections C.1 and C.2 include tables which refer to aggregate figures - i.e. the sum of participants in all measures classified to any given category. The composition of each aggregated figure can be seen by referring to the detailed country tables in section C.3.

Section C.3 includes tables giving details of stock, entrants and exits, broken down by sex and by age, for each individual measure. The tables show where data is unavailable and where aggregates used in tables C.1 and C.2 cannot therefore be made. In some cases where missing values are known to be a small part of total participants then aggregates have been made assuming the value is zero. All such cases are indicated using the symbol n.s. (not significant). In cases where the magnitude of missing values is significant or not known then aggregates are not completed.

Note also that in some cases either stock, entrants or exits are not meaningful observations (e.g. stock is usually not relevant for bankruptcy compensation paid as a lump-sum). Such observations are indicated by the symbol n.r.

Part D - Inventory of LMP measures

This part of the publication contains tables listing the LMP measures reported by each country for 2001 with measure names in English and the national language (where appropriate).

Part E - External data

This part contains tables of data used or otherwise relevant to this publication and which are not collected as part of the LMP data collection. In particular, all data on expenditure are reported by the participating countries in national currency units and converted to Euros according to the exchange rates given in table E.1.2.

Part F - Reference information

This part includes important methodological informat-

ion together with tables outlining the questionnaire and the classification systems used in the LMP data collection. Full details can be found in the LMP methodology.

Section F.5 details abbreviations used by each country in measure names or elsewhere in the LMP database.

A.2 Important remarks

1. EU totals

EU totals are completed only when data are available for all 15 EU countries or when Luxembourg is the only country with incomplete data. Improving the completion of EU totals is a priority for the ongoing work.

2. Coverage

It is intended that data in this publication cover all LMP interventions in each country including those of autonomous regions, which may be significant. This year data for Spain include, for the first time, partial data for the autonomous regions but information on activities undertaken by the German Länder remain unavailable. See point 10 for country specific comments.

3. Treatment of mixed measures

Where a measure is mixed (involves more than one type of action) the detailed tables in sections B.3 and C.3 include an entry for the measure in each of the appropriate categories. For each entry the measure name is prefixed by "[Component]" to indicate that it is a part of a mixed measure and that other components may be found elsewhere in the table. As far as possible, expenditure and participants have been attributed to the different components of the measure according to actual observations. Where the breakdown is not known then total values for the measure are usually allocated to the most important component. Footnotes explain the treatment of such cases.

4. Categories 0 and 1

At present there are known problems with the comparability of data in categories 0 and 1 (refer to paragraph 4.1 of section F.1 for definitions) and both categories have therefore been excluded from summary tables and aggregates. Moreover, because of the known difficulties, some countries have not reported fully on one or both of these categories and empty sections in the detailed tables should not be taken as meaning that such actions do not exist.

Category 0 - Public employment services (PES) - does not relate to LMP "measures" in the sense

defined here, but to general services for jobseekers provided by the public employment services. Information provided for this category is to be treated as general background information and considered separately from that relating to actual measures which fall into categories 1-9. Data for category 0 should not be aggregated with other categories.

Category 1 - Intensive counselling and job-search assistance - has not been included in any aggregates either. In most cases the measures included under this category are implemented by staff of the public employment services and there are not specific procedures for monitoring the allocation of staff time between these targeted activities and those generally available to all jobseekers. This means that the distinction between the two categories is unclear and the current data are known to be not comparable between countries.

During 2002 a special Task Force was established to investigate this issue and to develop workable proposals for a practical treatment of categories 0 and 1. The final results of this work will be included in a revision to the LMP methodology later in 2003.

5. Category 2.4 - Special support for apprenticeship

Apprenticeship is normally considered to be part of the "general education and vocational training offer" addressed to all young people and not only to unemployed or groups at risk, and it is therefore outside the scope of the database. Only schemes that support or elaborate upon the basic apprenticeship system specifically for the benefit of disadvantaged groups can be included and the description of any such measure must provide an adequate justification for consideration as LMP.

The information currently available in the database could give a biased picture of the efforts (in terms of public expenditure) dedicated to improving apprenticeship systems across the European Union. The main reason being that some Member States consider such investments as pertaining to the improvement of the regular offer of vocational training open to all youth, and therefore not included in the LMP-database, whereas other Member States consider this effort to be specifically labour market oriented. Further, among those Member States who consider this effort as labour market oriented, some have restricted the numbers of participants reported to those who were previously "registered unemployed" or young people with special difficulties, whereas in other cases all apprentices have been counted.

Considering the important amount of expenditure and participants involved, this publication presents data on support to apprenticeship separately from all other

training measures in category 2 and excluded from the total. Furthermore, Eurostat considers that this issue justifies a more complete study in order to provide a full picture of expenditure invested in apprenticeship systems in all Member States (including public and private financial efforts), as well as on the numbers of participants involved.

6. Coherence with other data sources

As noted in section A.1 above, the LMP data collection has been established in consultation with those responsible for the ESSPROS database and for the OECD database on labour market policies. There are known differences in the methodologies of the different collections. Nevertheless, coherence of data is expected in some places and analysis of any observed differences is part of the ongoing validation process for each data collection.

7. Use of Euros as the currency unit

In this publication all tables showing expenditure in absolute terms are presented in millions of Euros. Data are reported by each country in national currency and converted to Euros using the figures shown in table E.1.2 in order to facilitate comparison between countries.

8. ESF funding

LMP measures may be subject to co-financing from the European Social Fund (ESF). In section B.3 footnotes indicate where the expenditure for a given measure includes ESF funding. However, at this stage it is not practical to indicate the share of expenditure contributed by the ESF on a consistent basis. The nature of the ESF funding means that, for each country, contributions may cover several measures as reported to the LMP database and it is not straightforward to detail the amounts allocated to each individual measure. Moreover, ESF contributions may be spread over a number of years so that it is not easy to provide information on an annual basis. Further research is being carried out in this area.

9. Double-counting of participant stocks

In the process of aggregating stock figures, within or across categories, there is a chance of double counting in some circumstances.

The following aggregations should not be made for methodological reasons:

- Participants in category 8 should never be added to those in categories 2-7 since some of the participants in the "active" measures may be allowed to keep their unemployment benefits reported in category 8.
- Participants in category 0 should never be added with any other category (see note 4 above).

Double counting may occur legitimately when a person participates in more than one measure at the same time or is counted in two components of a mixed measure - for example when training allowances are paid independently from the provision of training services.

All known cases of double counting are taken into account by a negative adjustment figure when figures are aggregated to produce category totals in the detailed tables by measure (section C.3). All figures included in the summary tables (sections C.1 and C.2), are already adjusted to eliminate double counting.

10. Country specific remarks

Germany

Data for Germany refer only to measures implemented through the authority of the federal government and do not include the activities of the Länder.

Spain

This publication includes, for the first time, data for the autonomous regions of Spain. Footnotes inform where the data for some of these regions are still missing.

United Kingdom

Data for the United Kingdom do not include Northern Ireland unless otherwise specified and refer to the financial year April 2001 to March 2002.

A.3 Key to symbols and abbreviations

:	Not available
-	Zero
*	Estimated value
0 or 0.00	Number too small to show
n.r.	Not relevant (without meaning)
n.s.	Not significant (missing value considered to be less than 1% of category total)

B	Belgique/België
DK	Danmark
D	Deutschland
EL	Ellada
E	España
F	France
IRL	Ireland
I	Italia
L	Luxembourg
NL	Nederland
A	Österreich
P	Portugal
FIN	Suomi/Finland
S	Sverige
UK	United Kingdom

NO Norway


GDP Gross domestic product
LFS Labour force survey

B EXPENDITURE

B.1 LMP expenditure by type of action

B.1.1 LMP expenditure by category, 2001

i. Categories 2-7^{1,2}

		<i>Euro (millions)</i>																
		B	DK	D	EL	E ³	F	IRL ⁴	I	L	NL	A	P	FIN	S	UK ⁵	EU-15	NO
2	Training (excl. sub-category 2.4)	436.4	1,145.5	8,520.3	32.2	985.1	3,488.7	235.8	1,007.2	:	368.0	482.7	137.9	416.7	1,461.7	376.8	19,094.9	141.6
3	Job rotation and job sharing	327.2	-	-	-	27.1	-	0.0	10.2	-	0.2	0.3	0.0	79.6	58.1	-	502.8	0.1
4	Employment incentives	375.4	949.9	1,951.6	245.0	1,686.7	2,041.3	106.4	3,801.6	8.7	250.4	181.0	50.1	154.8	516.1	264.2	12,583.4	49.0
5	Integration of the disabled	302.8	786.7	2,863.4	58.5	554.6	1,326.6	2.5	43.6	3.5	1,949.5	145.1	53.7	129.1	1,140.6	350.5	9,710.7	788.1
6	Direct job creation	971.5	6.2	4,224.1	-	725.7	5,987.1	413.8	556.9	3.3	1,378.2	80.8	54.1	133.5	7.1	165.7	14,707.9	-
7	Start-up incentives	7.3	0.1	804.6	9.7	338.9	39.8	54.9	824.9	0.1	-	7.2	9.7	14.0	100.3	9.6	2,221.0	5.2
Total categories 2-7		2,420.6	2,888.3	18,364.0	345.4	4,318.1	12,883.5	813.3	6,244.3	:	3,946.3	897.1	305.5	927.7	3,283.9	1,166.8	58,805.0	984.0
2.4	Special support for apprenticeship	-	39.6	1,238.5	19.0	-	1,561.3	29.8	1,635.6	8.2	178.7	43.9	111.9	22.4	-	1,323.4	6,212.3	0.1

1 Some of these values may be estimated (or include estimated values) or be subject to relevant comments. Refer to the detailed country tables in section B.3.


2 Data for sub-category 2.4 are considered to be non-comparable between countries and are therefore treated separately (see section A.2).

3 For the first time, data for Spain include expenditure of the autonomous regions. The figures are therefore not directly comparable with those for previous years.

4 Data for Ireland include revisions to correct a systematic currency unit error in data from FAS. The same correction has been applied to data for 2000 giving a total for categories 2-7 of 803.7 million Euro compared to 962 million previously published.

5 Data for the UK exclude expenditure on Employment Zones (measure UK-35) which includes activities in categories 1, 2 and 6 but where a breakdown by component is not available.

ii. Categories 8-9^{1,2}

		<i>Euro (millions)</i>																
		B	DK	D	EL	E ³	F	IRL	I	L	NL	A	P	FIN	S	UK	EU-15	NO
8	Out-of-work income maintenance and support	4,526.1	2,687.0	40,148.5	519.9	9,157.7	18,347.4	720.1	6,462.0	45.6	7,179.1	2,358.8	864.0	2,165.4	2,544.5	6,306.7	104,032.8	1,030.7
9	Early retirement	1,184.0	1,378.0	513.6	-	136.2	2,768.8	82.8	973.4	55.2	-	178.0	376.2	679.8	83.7	0.0	8,409.6	-
Total categories 8-9		5,710.1	4,065.0	40,662.1	519.9	9,293.9	21,116.2	802.9	7,435.3	100.8	7,179.1	2,536.8	1,240.1	2,845.2	2,628.3	6,306.7	112,442.5	1,030.7


1 Some of these values may be estimated (or include estimated values) or be subject to relevant comments. Refer to the detailed country tables in section B.3.

2 Data may include social contributions paid or credited on behalf of beneficiaries. These are shown as reductions in social contributions for individuals (item 18.2.4) in table B.2.1.ii.

3 For the first time, data for Spain include expenditure of the autonomous regions. The figures are therefore not directly comparable with those for previous years.

B.1.2 Share of LMP expenditure by category, 2001


i. Categories 2-7¹

		<i>% total expenditure (categories 2-7)</i>																
		B	DK	D	EL	E	F	IRL	I	L	NL	A	P	FIN	S	UK	EU-15	NO
2	Training (excl. sub-category 2.4)	18.0	39.7	46.4	9.3	22.8	27.1	29.0	16.1	:	9.3	53.8	45.1	44.9	44.5	32.3	32.5	14.4
3	Job rotation and job sharing	13.5	-	-	-	0.6	-	-	0.2	:	0.0	0.0	0.0	8.6	1.8	-	0.9	0.0
4	Employment incentives	15.5	32.9	10.6	70.9	39.1	15.8	13.1	60.9	:	6.3	20.2	16.4	16.7	15.7	22.6	21.4	5.0
5	Integration of the disabled	12.5	27.2	15.6	16.9	12.8	10.3	0.3	0.7	:	49.4	16.2	17.6	13.9	34.7	30.0	16.5	80.1
6	Direct job creation	40.1	0.2	23.0	-	16.8	46.5	50.9	8.9	:	34.9	9.0	17.7	14.4	0.2	14.2	25.0	-
7	Start-up incentives	0.3	0.0	4.4	2.8	7.8	0.3	6.7	13.2	:	-	0.8	3.2	1.5	3.1	0.8	3.8	0.5
Total categories 2-7		100.0	100.0	100.0	100.0	100.0	100.0	100.0	100.0	:	100.0	100.0	100.0	100.0	100.0	100.0	100.0	100.0

¹ Refer to footnotes to table B.1.1.i for comments on data by category and/or by country.

↩


ii. Categories 8-9¹

		<i>% total expenditure (categories 8-9)</i>																
		B	DK	D	EL	E	F	IRL	I	L	NL	A	P	FIN	S	UK	EU-15	NO
8	Out-of-work income maintenance and support	79.3	66.1	98.7	100.0	98.5	86.9	89.7	86.9	45.2	100.0	93.0	69.7	76.1	96.8	100.0	92.5	100.0
9	Early retirement	20.7	33.9	1.3	-	1.5	13.1	10.3	13.1	54.8	-	7.0	30.3	23.9	3.2	-	7.5	-
Total categories 8-9		100.0	100.0	100.0	100.0	100.0	100.0	100.0	100.0	100.0	100.0	100.0	100.0	100.0	100.0	100.0	100.0	100.0

¹ Refer to footnotes to table B.1.1.ii for comments on data by category and/or by country.


B.1.3 LMP expenditure by category in relation to GDP, 2001

i. Categories 2-7¹

		<i>LMP expenditure / GDP (%)</i>																
		B	DK	D	EL	E	F	IRL	I	L	NL	A	P	FIN	S	UK	EU-15	NO
2	Training (excl. sub-category 2.4)	0.172	0.644	0.411	0.025	0.151	0.236	0.206	0.083	:	0.086	0.228	0.112	0.307	0.597	0.024	0.216	0.075
3	Job rotation and job sharing	0.129	-	-	-	0.004	-	-	0.001	-	0.000	0.000	0.000	0.059	0.024	-	0.006	0.000
4	Employment incentives	0.148	0.534	0.094	0.187	0.259	0.138	0.093	0.312	0.039	0.058	0.085	0.041	0.114	0.211	0.017	0.142	0.026
5	Integration of the disabled	0.119	0.442	0.138	0.045	0.085	0.090	0.002	0.004	0.016	0.454	0.069	0.044	0.095	0.466	0.022	0.110	0.420
6	Direct job creation	0.382	0.003	0.204	-	0.111	0.406	0.361	0.046	0.015	0.321	0.038	0.044	0.098	0.003	0.010	0.166	-
7	Start-up incentives	0.003	0.000	0.039	0.007	0.052	0.003	0.048	0.068	0.000	-	0.003	0.008	0.010	0.041	0.001	0.025	0.003
Total categories 2-7		0.952	1.624	0.887	0.264	0.663	0.873	0.710	0.512	:	0.920	0.423	0.248	0.683	1.341	0.073	0.664	0.524
2.4	Special support for apprenticeship	-	0.022	0.060	0.015	-	0.106	0.026	0.134	0.037	0.042	0.021	0.091	0.017	-	0.083	0.070	0.000

¹ Data on GDP are given in table E.1.1. Refer to footnotes to table B.1.1.i for comments on data by category and/or by country.

ii. Categories 8-9¹

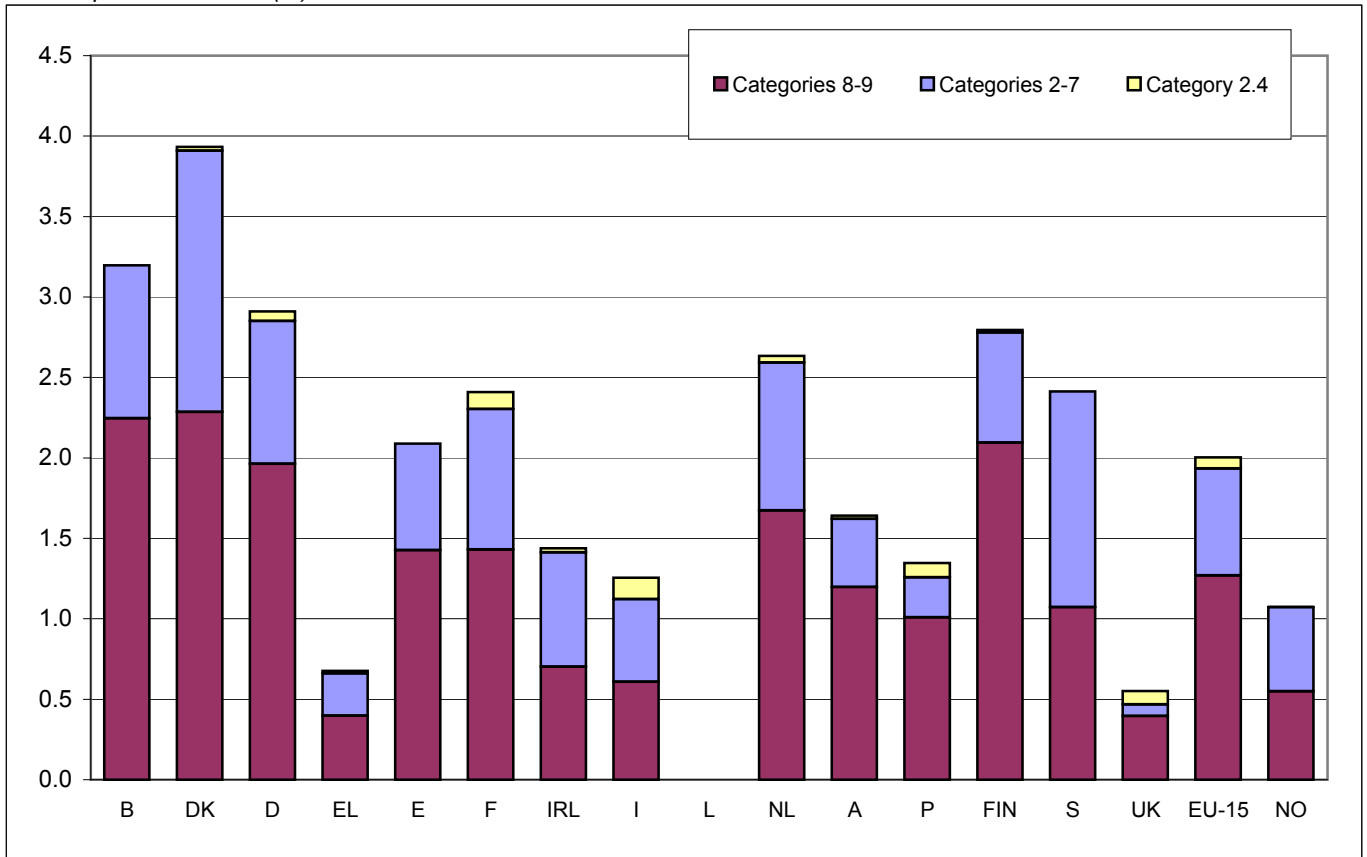
		<i>LMP expenditure / GDP (%)</i>																
		B	DK	D	EL	E	F	IRL	I	L	NL	A	P	FIN	S	UK	EU-15	NO
8	Out-of-work income maintenance and support	1.780	1.511	1.938	0.397	1.405	1.243	0.629	0.530	0.206	1.673	1.113	0.703	1.595	1.039	0.395	1.174	0.549
9	Early retirement	0.466	0.775	0.025	-	0.021	0.188	0.072	0.080	0.250	-	0.084	0.306	0.501	0.034	-	0.095	-
Total categories 8-9		2.246	2.286	1.963	0.397	1.426	1.431	0.701	0.609	0.457	1.673	1.197	1.008	2.095	1.073	0.395	1.269	0.549

¹ Data on GDP are given in table E.1.1. Refer to footnotes to table B.1.1.ii for comments on data by category and/or by country.

B.1.3 LMP expenditure by category in relation to GDP, 2001 (continued)

iii Total expenditure on LMP measures (categories 2-9) in relation to GDP

LMP expenditure / GDP (%)




B.2 LMP expenditure by type

B.2.1 LMP expenditure by type, 2001

i. Categories 2-7^{1,2}

Euro (millions)

	B	DK	D	EL	E	F	IRL	I	L	NL	A	P	FIN	S	UK	EU-15	NO
																	
18.1 Total	2,420.6	2,888.3	18,364.0	345.4	4,318.1	12,883.5	813.3	6,244.3	:	3,946.3	897.1	305.5	927.7	3,283.9	1,166.8	58,805.0	984.0
18.2 Transfers to individuals	938.6	1,937.2	6,393.6	33.8	284.0	2,091.8	353.2	852.9	:	507.4	320.4	86.4	408.7	1,225.1	210.3	15,643.2	670.2
18.2.1 Periodic cash payments	931.4	1,937.2	6,357.1	17.0	57.8	1,964.7	353.2	600.9	:	507.4	238.2	56.0	407.7	1,190.9	208.7	14,828.2	668.6
18.2.2 Lump-sum payments	7.2	-	30.2	16.7	217.0	101.6	-	-	:	-	-	30.4	-	12.7	1.6	417.5	1.6
18.2.3 Reimbursements	-	-	6.3	-	9.1	25.5	-	-	:	-	1.4	-	1.0	21.4	-	64.8	-
18.2.4 Reduced social contributions	-	-	-	-	-	-	-	251.9	:	-	80.8	-	-	-	-	332.7	-
18.2.5 Reduced taxes	-	-	-	-	-	-	-	-	:	-	-	-	-	-	-	-	-
18.3 Transfers to employers	1,048.9	951.1	2,144.6	283.6	3,075.4	9,015.9	3.2	4,595.5	:	913.9	302.0	32.9	315.8	1,318.1	346.5	24,347.3	213.1
18.3.1 Periodic cash payments	828.6	951.1	2,121.7	239.8	734.4	6,554.6	3.0	-	:	913.9	253.0	19.6	315.8	1,163.4	346.5	14,445.4	211.2
18.3.2 Lump-sum payments	-	-	22.4	43.8	365.6	179.6	-	232.8	:	-	-	12.7	-	-	-	857.0	1.9
18.3.3 Reimbursements	-	-	0.5	-	1.1	-	0.2	-	:	-	29.4	0.3	-	3.1	-	34.6	-
18.3.4 Reduced social contributions	220.3	-	-	-	1,833.4	2,247.7	-	3,791.2	:	-	19.6	0.3	-	-	-	8,112.5	-
18.3.5 Reduced taxes	-	-	-	-	140.8	34.0	-	571.5	:	-	-	-	-	151.6	-	897.9	-
18.4 Transfers to service providers	433.1	-	9,825.8	-	958.8	1,775.8	43.2	234.9	:	368.0	180.2	50.7	203.3	740.5	207.9	15,022.1	100.7
18.5 Not specified	-	-	-	28.1	-	-	413.8	561.1	:	2,157.1	94.4	135.5	-	0.3	402.2	3,792.5	-


1 Total for categories 2-7 excludes sub-category 2.4 (Special support for apprenticeship). Refer to footnotes to table B.1.1.i for other comments on the composition of the total expenditure shown.

2 Some of these values may be estimated (or include estimated values) or be subject to relevant comments. Refer to the detailed country tables in section B.3.

B.2.1 LMP expenditure by type, 2001 (continued)

ii. Categories 8-9^{1,2}

Euro (millions)


	B	DK	D	EL	E	F	IRL	I	L	NL	A	P	FIN	S	UK	EU-15	NO
18.1 Total	5,710.1	4,065.0	40,662.1	519.9	9,293.9	21,116.2	802.9	7,435.3	100.8	7,179.1	2,536.8	1,240.1	2,845.2	2,628.3	6,306.7	112,442.5	1,030.7
18.2 Transfers to individuals	5,710.1	4,065.0	39,711.9	519.9	9,293.9	21,090.2	802.9	7,435.3	98.4	7,179.1	2,443.5	1,240.1	2,845.2	2,628.3	6,306.7	111,370.5	1,030.4
18.2.1 Periodic cash payments	5,595.9	4,026.9	38,341.7	443.6	8,896.5	21,090.2	802.9	4,590.4	93.1	7,179.1	1,558.1	1,239.4	2,814.2	2,628.3	6,306.7	105,607.1	1,030.4
18.2.2 Lump-sum payments	114.2	38.1	1,370.2	76.3	190.0	-	-	39.5	5.3	-	-	0.7	31.0	-	-	1,865.1	-
18.2.3 Reimbursements	-	-	-	-	-	-	-	-	-	-	197.5	-	-	-	-	197.5	-
18.2.4 Reduced social contributions	-	-	-	-	207.4	-	-	2,805.5	-	-	687.8	-	-	-	-	3,700.7	-
18.2.5 Reduced taxes	-	-	-	-	-	-	-	-	-	-	-	-	-	-	-	-	-
18.3 Transfers to employers	-	-	950.2	-	-	26.0	-	-	2.5	-	93.2	-	-	-	-	1,071.9	0.4
18.3.1 Periodic cash payments	-	-	923.7	-	-	26.0	-	-	-	-	-	-	-	-	-	949.8	0.4
18.3.2 Lump-sum payments	-	-	-	-	-	-	-	-	-	-	-	-	-	-	-	-	-
18.3.3 Reimbursements	-	-	26.5	-	-	-	-	-	2.5	-	93.2	-	-	-	-	122.1	-
18.3.4 Reduced social contributions	-	-	-	-	-	-	-	-	-	-	-	-	-	-	-	-	-
18.3.5 Reduced taxes	-	-	-	-	-	-	-	-	-	-	-	-	-	-	-	-	-
18.4 Transfers to service providers	-	-	-	-	-	-	-	-	-	-	0.1	-	-	-	-	0.1	-
18.5 Not specified	-	-	-	-	-	-	-	-	-	-	-	-	-	-	-	-	-

1 Refer to footnotes to table B.1.1.ii for comments on the composition of the total expenditure shown.

2 Some of these values may be estimated (or include estimated values) or be subject to relevant comments. Refer to the detailed country tables in section B.3.

B.2.2 Share of LMP expenditure by type, 2001

i. Categories 2-7¹


		<i>% total expenditure (categories 2-7)</i>																
		B	DK	D	EL	E	F	IRL	I	L	NL	A	P	FIN	S	UK	EU-15	NO
18.1	Total	100.0	100.0	100.0	100.0	100.0	100.0	100.0	100.0	:	100.0	100.0	100.0	100.0	100.0	100.0	100.0	100.0
18.2	Transfers to individuals	38.8	67.1	34.8	9.8	6.6	16.2	43.4	13.7	:	12.9	35.7	28.3	44.1	37.3	18.0	26.6	68.1
	18.2.1 Periodic cash payments	38.5	67.1	34.6	4.9	1.3	15.2	43.4	9.6	:	12.9	26.6	18.3	43.9	36.3	17.9	25.2	67.9
	18.2.2 Lump-sum payments	0.3	-	0.2	4.8	5.0	0.8	-	-	:	-	-	10.0	-	0.4	0.1	0.7	0.2
	18.2.3 Reimbursements	-	-	0.0	-	0.2	0.2	-	-	:	-	0.2	-	0.1	0.7	-	0.1	-
	18.2.4 Reduced social contributions	-	-	-	-	-	-	-	4.0	:	-	9.0	-	-	-	-	0.6	-
	18.2.5 Reduced taxes	-	-	-	-	-	-	-	-	:	-	-	-	-	-	-	-	-
18.3	Transfers to employers	43.3	32.9	11.7	82.1	71.2	70.0	0.4	73.6	:	23.2	33.7	10.8	34.0	40.1	29.7	41.4	21.7
	18.3.1 Periodic cash payments	34.2	32.9	11.6	69.4	17.0	50.9	0.4	-	:	23.2	28.2	6.4	34.0	35.4	29.7	24.6	21.5
	18.3.2 Lump-sum payments	-	-	0.1	12.7	8.5	1.4	-	3.7	:	-	-	4.2	-	-	-	1.5	0.2
	18.3.3 Reimbursements	-	-	0.0	-	0.0	-	0.0	-	:	-	3.3	0.1	-	0.1	-	0.1	-
	18.3.4 Reduced social contributions	9.1	-	-	-	42.5	17.4	-	60.7	:	-	2.2	0.1	-	-	-	13.8	-
	18.3.5 Reduced taxes	-	-	-	-	3.3	0.3	-	9.2	:	-	-	-	-	4.6	-	1.5	-
18.4	Transfers to service providers	17.9	-	53.5	-	22.2	13.8	5.3	3.8	:	9.3	20.1	16.6	21.9	22.5	17.8	25.5	10.2
18.5	Not specified	-	-	-	8.1	-	-	50.9	9.0	:	54.7	10.5	44.4	-	0.0	34.5	6.4	-

¹ Total for categories 2-7 excludes sub-category 2.4 (Special support for apprenticeship). Refer to footnotes to table B.1.1.i for other comments on the composition of the total expenditure shown.

B.2.2 Share of LMP expenditure by type, 2001 (continued)

ii. Categories 8-9¹


% total expenditure (categories 8-9)

 eurostat	B	DK	D	EL	E	F	IRL	I	L	NL	A	P	FIN	S	UK	EU-15	NO
18.1 Total	100.0	100.0	100.0	100.0	100.0	100.0	100.0	100.0	100.0	100.0	100.0	100.0	100.0	100.0	100.0	100.0	100.0
18.2 Transfers to individuals	100.0	100.0	97.7	100.0	100.0	99.9	100.0	100.0	97.6	100.0	96.3	100.0	100.0	100.0	100.0	99.0	100.0
18.2.1 Periodic cash payments	98.0	99.1	94.3	85.3	95.7	99.9	100.0	61.7	92.3	100.0	61.4	99.9	98.9	100.0	100.0	93.9	100.0
18.2.2 Lump-sum payments	2.0	0.9	3.4	14.7	2.0	-	-	0.5	5.2	-	-	0.1	1.1	-	-	1.7	-
18.2.3 Reimbursements	-	-	-	-	-	-	-	-	-	-	7.8	-	-	-	-	0.2	-
18.2.4 Reduced social contributions	-	-	-	-	2.2	-	-	37.7	-	-	27.1	-	-	-	-	3.3	-
18.2.5 Reduced taxes	-	-	-	-	-	-	-	-	-	-	-	-	-	-	-	-	-
18.3 Transfers to employers	-	-	2.3	-	-	0.1	-	-	2.4	-	3.7	-	-	-	-	1.0	0.0
18.3.1 Periodic cash payments	-	-	2.3	-	-	0.1	-	-	-	-	-	-	-	-	-	0.8	0.0
18.3.2 Lump-sum payments	-	-	-	-	-	-	-	-	-	-	-	-	-	-	-	-	-
18.3.3 Reimbursements	-	-	0.1	-	-	-	-	-	2.4	-	3.7	-	-	-	-	0.1	-
18.3.4 Reduced social contributions	-	-	-	-	-	-	-	-	-	-	-	-	-	-	-	-	-
18.3.5 Reduced taxes	-	-	-	-	-	-	-	-	-	-	-	-	-	-	-	-	-
18.4 Transfers to service providers	-	-	-	-	-	-	-	-	-	-	0.0	-	-	-	-	0.0	-
18.5 Not specified	-	-	-	-	-	-	-	-	-	-	-	-	-	-	-	-	-

¹ Refer to footnotes to table B.1.1.ii for comments on the composition of the total expenditure shown.


B.3.1 LMP expenditure by measure and by type of action: Belgique/België, 2001

Euro (millions)

 Category, measure number and name		18.1 Total	18.2 Transfers to individuals	18.3 Transfers to employers	18.4 Transfers to service providers	18.5 Not specified	Notes
0 - Public employment services (PES)							
0	1 Public employment services (Fed, RF, RW, RBC, CG)	453.17*	-	-	453.17*	-	
Total category 0 - Public employment services (PES)		453.17*	-	-	453.17*	-	
1 - Intensive counselling and job-search assistance							
1	12 Vocational integration (RW, RBC)	4.64	0.49	-	4.15	-	
	25 Active jobsearch workshop (RW, RBC, CG)	6.10*	-	-	6.10*	-	1,2
	30 Regional employment missions (RW)	n.s.	-	-	n.s.	-	
	46 Insertion plan for young people (RW)	9.60*	-	-	9.60*	-	
	48 Partnership for the reception of jobseekers not registered in ORBEM (RBC)	0.18	-	-	0.18	-	
	60 Restructuring support programme (retraining units) (RW)	1.05	-	-	1.05	-	
	58 Crèches facilities (RW)	0.86	-	-	0.86	-	
	50 Partnership for childcare for jobseekers (RBC)	0.44	-	-	0.44	-	
	54 Pathway to work (RF)	39.27	-	-	39.27	-	
Total category 1 - Intensive counselling and job-search assistance		62.14*	0.49	-	61.66*	-	
2 - Training							
2.1	3 Encouraging the unemployed to resume studying (Fed)	80.08	80.08	-	-	-	
	40 Vocational training (RF)	122.47	-	-	122.47	-	
	41 Vocational training (RW)	100.94	-	-	100.94	-	
	42 Vocational training (RBC)	25.06	-	-	25.06	-	
	43 Vocational training (Fed)	69.24	69.24	-	-	-	
	44 Vocational training (CG)	n.s.	-	-	n.s.	-	
2.2	7 Support for the creation, extension and restructuring of enterprises (RW, RBC)	2.83*	-	-	2.83*	-	1
	13 Training and integration contract (RW)	10.56	10.56	-	-	-	
	29 Tutorial (RBC)	0.04	-	0.04	-	-	
2.3	8 Alternance training (Fed)	3.89	-	3.89	-	-	
	9 Alternance training and springboard projects (CFI)	14.72	-	-	14.72	-	
	10 Alternance training (RW)	6.59*	-	6.59*	-	-	1
Total category 2 - Training		436.41*	159.87*	10.52*	266.02*	-	
Total category 2 - Training (excl. sub-category 2.4)		436.41*	159.87*	10.52*	266.02*	-	3
3 - Job rotation and job sharing							
3.1	15 [Component] Career break (Fed, RF) -	296.51	273.56	22.96	-	-	
	32 Promoting reintegration of the unemployed through redistribution of work (RF)	0.83	0.83	-	-	-	
3.2	15 [Component] Career break (Fed, RF) -	29.87	29.87	-	-	-	
Total category 3 - Job rotation and job sharing		327.21	304.26	22.96	-	-	
4 - Employment incentives							
4	39 Part-time workers receiving income guarantee allowance	161.39	161.39	-	-	-	
4.1	16 Recruitment subsidy (RBC)	0.42	-	0.42	-	-	
	17 Recruitment of unemployed persons by SMEs in the context of economic expansion (RW, RBC)	18.89	-	18.89	-	-	
	22 Plan +1, +2, +3 (Fed)	93.91	-	93.91	-	-	
	23 Recruitment benefits (Fed)	85.94	-	85.94	-	-	
	24 Employment agreements (Fed)	1.19	-	1.19	-	-	4
	28 Transition-to-work subsidy (RBC)	0.84	-	0.84	-	-	
	35 Traineeships for young people (Fed)	n.s.	-	n.s.	-	-	5
	47 First job agreement (Fed)	12.42	-	12.42	-	-	
	55 Integration through temp agencies (RBC)	0.17	-	0.17	-	-	
	56 Wage-subsidies for integration enterprises (RBC)	0.24	-	0.24	-	-	
Total category 4 - Employment incentives		375.42	161.39	214.02	-	-	

B.3.1 LMP expenditure by measure and by type of action: Belgique/België, 2001

Euro (millions)


 Category, measure number and name			18.1	18.2	18.3	18.4	18.5	Notes
			Total	Transfers to individuals	Transfers to employers	Transfers to service providers	Not specified	
5 - Integration of the disabled								
5	36	Work and rehabilitation for disabled persons (RF, RW, RBC)	302.75*	-	166.51*	136.24*	-	
5.3	49	Socio-vocational guidance service: social consultations (RBC)	n.s.	-	-	n.s.	-	
Total category 5 - Integration of the disabled			302.75*	-	166.51*	136.24*	-	
6 - Direct job creation								
6.1	14	Third working circuit (RW, RBC, CG)	200.35	200.35	-	-	-	6
	18	Subsidised contractors (Fed, RF, RW, RBC, CG)	594.05	-	594.05	-	-	
	19	Promoting employment in the non-market sector - FBI (Fed, RW, RBC, CG)	17.97	-	17.97	-	-	6
6.2	21	Local employment agencies (Fed)	136.23	105.57	-	30.67	-	
	27	Transition-to-work scheme (RF)	21.39	-	21.39	-	-	
	52	First job agreement in projects of public interest (RBC)	1.49	-	1.49	-	-	
Total category 6 - Direct job creation			971.48	305.92	634.90	30.67	-	
7 - Start-up incentives								
7	34	Loans for unemployed persons (Fed)	7.16	7.16	-	-	-	
	45	Support for the creation and management of enterprises (RBC)	0.14	-	-	0.14	-	
	53	SME Creation (RW)	n.s.	-	-	n.s.	-	
Total category 7 - Start-up incentives			7.30	7.16	-	0.14	-	
8 - Out-of-work income maintenance and support								
8.1	37	[Component] Unemployment benefit (Fed) - Full UB	4,073.88	4,073.88	-	-	-	
8.2	37	[Component] Unemployment benefit (Fed) - Partial UB	338.05	338.05	-	-	-	
8.5	37	[Component] Unemployment benefit (Fed) - Bankruptcy compensation	114.15	114.15	-	-	-	
Total category 8 - Out-of-work income maintenance and support			4,526.09	4,526.09	-	-	-	
9 - Early retirement								
9.1	38	Early retirement by collective agreement (Fed)	1,184.00	1,184.00	-	-	-	
Total category 9 - Early retirement			1,184.00	1,184.00	-	-	-	

Notes

- 1 Data refer to 2000.
- 2 Since 2000 job-clubs in the Flemish region have been integrated into measure B-54 Pathway to work.
- 3 Data on apprenticeship (category 2.4) are not considered comparable between countries so aggregates on training should be considered excluding this sub-category. Here category 2.4 is not reported so the total for training is unaffected.
- 4 Measure coming to an end.
- 5 This measure will progressively be replaced by B-47 (First job agreement).
- 6 This measure is no longer applicable in the Flemish region but has been introduced this year in the German-speaking Community.


B.3.2 LMP expenditure by measure and by type of action: Danmark, 2001

Euro (millions)

 Category, measure number and name		18.1 Total	18.2 Transfers to individuals	18.3 Transfers to employers	18.4 Transfers to service providers	18.5 Not specified	Notes
0 - Public employment services (PES)							
0	5 Public employment service	179.67*	-	-	179.67*	-	
Total category 0 - Public employment services (PES)		179.67*	-	-	179.67*	-	
1 - Intensive counselling and job-search assistance							
1	9 Specially arranged activation	149.84*	149.84*	-	-	-	
	17 Educational and vocational guidance	18.05*	-	-	18.05*	-	1
Total category 1 - Intensive counselling and job-search assistance		167.89*	149.84*	-	18.05*	-	
2 - Training							
2.1	8 Education and training	1,081.19*	1,081.19*	-	-	-	
	16 Training leave from unemployment	0.48*	0.48*	-	-	-	
	19 Adult and supplementary training	2.42*	2.42*	-	-	-	
	33 Education of immigrants	58.24*	58.24*	-	-	-	
2.2	27 Labour trainee	3.13	3.13	-	-	-	
2.4	31 Adult apprenticeship support	39.59	-	39.59	-	-	
Total category 2 - Training		1,185.04*	1,145.45*	39.59	-	-	
Total category 2 - Training (excl. sub-category 2.4)		1,145.45*	1,145.45*	-	-	-	2
3 - Job rotation and job sharing							
3		-	-	-	-	-	
Total category 3 - Job rotation and job sharing		-	-	-	-	-	
4 - Employment incentives							
4.1	26 Servicejobs	24.49	-	24.49	-	-	
	6 Job training	626.46*	-	626.46*	-	-	
	7 Individual job training	298.91*	298.91*	-	-	-	
Total category 4 - Employment incentives		949.86*	298.91*	650.95*	-	-	
5 - Integration of the disabled							
5	30 Support of disabled	2.86	-	2.86	-	-	
5.2	21 Flex jobs	179.29*	-	179.29*	-	-	
	22 Light jobs	28.31*	-	28.31*	-	-	
5.3	20 Rehabilitation	470.46	380.77	89.69	-	-	
	28 Pre-rehabilitation	97.73	97.73	-	-	-	
	29 Unemployment allowance	8.05	8.05	-	-	-	
Total category 5 - Integration of the disabled		786.71*	486.55	300.16*	-	-	
6 - Direct job creation							
6.2	10 Voluntary unpaid activities	4.52*	4.52*	-	-	-	
	11 Pool jobs	1.64	1.64	-	-	-	
Total category 6 - Direct job creation		6.16*	6.16*	-	-	-	
7 - Start-up incentives							
7	12 Enterprise allowance (insured unemployed)	0.13	0.13	-	-	-	
	13 Enterprise allowance (social assistance recipients)	0.01	0.01	-	-	-	
Total category 7 - Start-up incentives		0.15	0.15	-	-	-	
8 - Out-of-work income maintenance and support							
8.1	2 Social assistance (unemployment)	330.18*	330.18*	-	-	-	
8.5	25 Wage earners guarantee fund	38.11	38.11	-	-	-	
Mixed	1 Unemployment Insurance	2,318.70	2,318.70	-	-	-	
Total category 8 - Out-of-work income maintenance and support		2,686.98*	2,686.98*	-	-	-	

B.3.2 LMP expenditure by measure and by type of action: Danmark, 2001

Euro (millions)


 Category, measure number and name	18.1 Total	18.2 Transfers to individuals	18.3 Transfers to employers	18.4 Transfers to service providers	18.5 Not specified	Notes
9 - Early retirement						
9.2 3 Transitional allowance	331.34	331.34	-	-	-	
24 Early retirement pay, from unemployment	1,046.69*	1,046.69*	-	-	-	
32 Flex allowance	n.s.	n.s.	-	-	-	
Total category 9 - Early retirement	1,378.03*	1,378.03*	-	-	-	

Notes

- 1 Figures not to be compared with data for 2000 or earlier.
- 2 Data on apprenticeship (category 2.4) are not considered comparable between countries so aggregates on training should be considered excluding this sub-category


B.3.3 LMP expenditure by measure and by type of action: Deutschland, 2001

Euro (millions)

 Category, measure number and name		18.1 Total	18.2 Transfers to individuals	18.3 Transfers to employers	18.4 Transfers to service providers	18.5 Not specified	Notes
0 - Public employment services (PES)							
0	5						
	33						
Total category 0 - Public employment services (PES)							
1 - Intensive counselling and job-search assistance							
1	27	612.11				612.11	
	28	4.44	-	-	4.44	-	
	35	54.68	54.68	-	-	-	
	38	33.41	-	-	33.41	-	
Total category 1 - Intensive counselling and job-search assistance		704.65	54.68	-	37.86	612.11	
2 - Training							
2.1	6	349.95	-	-	349.95	-	1
	11	550.07	161.60	-	388.47	-	
	12	6,982.47	4,204.35	-	2,778.12	-	
	20	22.40	-	22.40	-	-	
	26	131.02			131.02		2
	31	279.58	279.51	0.07			3
	38	168.95	67.59	-	101.37	-	
2.3	38	35.85	-	-	35.85	-	
2.4	19	810.93	-	-	810.93	-	
	34	243.33	243.33	-	-	-	
	38	184.21	-	-	184.21	-	
Total category 2 - Training		9,758.76	4,956.38	22.47	4,779.91	-	
Total category 2 - Training (excl. sub-category 2.4)		8,520.29	4,713.05	22.47	3,784.77	-	4
3 - Job rotation and job sharing							
Total category 3 - Job rotation and job sharing		-	-	-	-	-	
4 - Employment incentives							
4.1	7	102.54	102.54	-	-	-	
	8	2.34	2.34	-	-	-	5
	16	128.36	-	128.36	-	-	
	17	0.45	-	0.45	-	-	
	18	1,062.37	-	1,062.37	-	-	
	25	333.17	-	333.17	-	-	
	38	322.39	12.40	310.00	-	-	
Total category 4 - Employment incentives		1,951.63	117.28	1,834.34	-	-	
5 - Integration of the disabled							
5.1	23	251.04	-	251.04	-	-	
5.3	13	2,612.34	758.74	36.72	1,816.88	-	
Total category 5 - Integration of the disabled		2,863.38	758.74	287.76	1,816.88	-	


B.3.4 LMP expenditure by measure and by type of action: Ellada, 2001

Euro (millions)

 Category, measure number and name		18.1 Total	18.2 Transfers to individuals	18.3 Transfers to employers	18.4 Transfers to service providers	18.5 Not specified	Notes
0 - Public employment services (PES)							
0	31 Counselling - Vocational guidance	:	:	:	:	:	
	32 Placement by the public employment services (OAED employment agencies)	:	:	:	:	:	
	62 Development of structures of supporting services in issues of gender equality (K.E.TH.I.)	:	:	:	:	:	
Total category 0 - Public employment services (PES)		:	:	:	:	:	
1 - Intensive counselling and job-search assistance							
1							
Total category 1 - Intensive counselling and job-search assistance		-	-	-	-	-	
2 - Training							
2.1	8 Continuous vocational training programs for the unemployed (OAED)	11.45	:	:	:	11.45	
	33 Continuous vocational training programs for the unemployed (Ministry of Labour - KEK)	16.61	:	:	:	16.61	1
	37 Training for unemployed seamen (Ministry of Merchant Marine)	4.12	4.12	-	-	-	
2.4	6 Programs of alternating education (Apprenticeship)	19.02*	19.02*	-	-	-	2
Total category 2 - Training		51.20*	23.14*	-	-	28.06	
Total category 2 - Training (excl. sub-category 2.4)		32.18	4.12	-	-	28.06	3
3 - Job rotation and job sharing							
3							
Total category 3 - Job rotation and job sharing		-	-	-	-	-	
4 - Employment incentives							
4.1	9 Programme New Jobs for the unemployed	221.53	-	221.53	-	-	4
	51 The "stage" programme for unemployed graduates	5.22	5.22	-	-	-	
	60 [Component] Programmes New Jobs and New Entrepreneurs - Operational prog "Combating labour market exclusion" -	18.27*	-	18.27*	-	-	
	63 Programme New Jobs for the unemployed (L.A.E.K.) in 13 prefectures	0.03	-	0.03	-	-	5
Total category 4 - Employment incentives		245.05*	5.22	239.82*	-	-	
5 - Integration of the disabled							
5.1	45 Employment subsidies for special social groups (New Jobs, and New Entrepreneurs)	55.57	11.81*	43.75*	-	-	
5.3	1 Training programs for people with special needs in three vocational training centres of OAED	2.93	2.93	-	-	-	
	42 Combating exclusion from the labour market for specific social groups with reduced mobility etc	n.s.	n.s.	-	n.s.	-	6
Total category 5 - Integration of the disabled		58.50	14.75*	43.75*	-	-	
6 - Direct job creation							
6							
Total category 6 - Direct job creation		-	-	-	-	-	
7 - Start-up incentives							
7	10 Promotion of self-employment for new entrepreneurs	4.77	4.77	-	-	-	
	60 [Component] Programmes New Jobs and New Entrepreneurs - Operational prog "Combating labour market exclusion" -	4.91*	4.91*	-	-	-	
Total category 7 - Start-up incentives		9.68*	9.68*	-	-	-	

B.3.4 LMP expenditure by measure and by type of action: Ellada, 2001

Euro (millions)


 Category, measure number and name		18.1	18.2	18.3	18.4	18.5	Notes
		Total	Transfers to individuals	Transfers to employers	Transfers to service providers	Not specified	
8 - Out-of-work income maintenance and support							
8.1	22 Unemployment benefit	440.21	440.21	-	-	-	
	23 Special unemployment assistance for those exceeding the unemployment benefit period	-	-	-	-	-	7
	24 Special assistance provided after the completion of three months as a registered unemployed	0.75	0.75	-	-	-	7
	27 National System of Protection from Unemployment - ESPA (Benefit for young unemployed)	0.71	0.71	-	-	-	
	28 Special assistance for ex offenders	0.20	0.20	-	-	-	
	29 Special assistance for former political refugees and repatriated	1.71	1.71	-	-	-	
8.2	58 Special seasonal assistance	76.30	76.30	-	-	-	
Total category 8 - Out-of-work income maintenance and support		519.88	519.88	-	-	-	
9 - Early retirement							
	9						
Total category 9 - Early retirement		-	-	-	-	-	

Notes

- 1 In 2001 only a few of the actions within this measure took place (those linking continuous vocational training and employment).
- 2 Data refer to 2000.
- 3 Data on apprenticeship (category 2.4) are not considered comparable between countries so aggregates on training should be considered excluding this sub-category
- 4 The measure was not used in 2001. The expenditure reported refers to costs deferred from 1999 and 2000.
- 5 Measure started only at the end of 2001.
- 6 The majority of programmes were completed in 1999 and 2000 and only a small proportion carried over into 2001.
- 7 Expenditure of EL-23 is included in EL-24.


B.3.5 LMP expenditure by measure and by type of action: España, 2001

Euro (millions)

 Category, measure number and name		18.1 Total	18.2 Transfers to individuals	18.3 Transfers to employers	18.4 Transfers to service providers	18.5 Not specified	Notes
0 - Public employment services (PES)							
0							
Total category 0 - Public employment services (PES)		-	-	-	-	-	
1 - Intensive counselling and job-search assistance							
1 28 Managing placement, vocational guidance and retraining		56.12	-	-	56.12	-	
48 Managing placement, vocational guidance and retraining (regions)		12.88	-	0.40	12.48	-	1
Total category 1 - Intensive counselling and job-search assistance		69.00	-	0.40	68.60	-	
2 - Training							
2.1 8 National plan for vocational training and integration (Plan FIP)		650.14	16.70	-	633.44	-	1
35 National plan for vocational training and integration (Plan FIP, regions)		33.22	-	-	33.22	-	
2.3 9 Scheme for workshop schools and youth training centres (ET y CO)		298.10	11.33	-	286.77	-	1
49 Scheme for workshop schools and youth training centres (ET y CO, regions)		3.63	-	-	3.63*	-	
Total category 2 - Training		985.09	28.03*	-	957.06*	-	
Total category 2 - Training (excl. sub-category 2.4)		985.09	28.03*	-	957.06*	-	2
3 - Job rotation and job sharing							
3.1 17 Temporary work to replace maternity leavers, adoption, etc.		26.86	-	26.86	-	-	
41 Temporary work to replace maternity leavers, adoption, etc. (regions)		0.25	-	0.25	-	-	1
Total category 3 - Job rotation and job sharing		27.11	-	27.11	-	-	
4 - Employment incentives							
4.1 11 Open ended employment contracts for the unemployed		489.40*	-	489.40*	-	-	3
12 Open ended employment contracts for persons aged over 45		269.97*	-	269.97*	-	-	3
15 Conversion of apprenticeship, training and substitution contracts into permanent contracts		787.14	-	787.14	-	-	
29 Support for domestic migration		1.88	1.88	-	-	-	
32 Active jobseeker's back-to-work allowance		30.00	30.00	-	-	-	
36 Open ended employment contracts for the unemployed (regions)		86.73	-	86.33	0.40	-	1
37 Open ended employment contracts for persons aged over 45 (regions)		5.82	-	5.47	0.35	-	1
39 Conversion of apprenticeship, training and substitution contracts into permanent contracts (regions)		15.78	-	15.78	-	-	1
Total category 4 - Employment incentives		1,686.72*	31.88	1,654.08*	0.76	-	
5 - Integration of the disabled							
5.1 13 Open ended employment contracts for the disabled		339.67	-	339.67*	-	-	
16 Temporary contracts for the disabled		22.56	-	22.56	-	-	
25 Integration of the disabled through self-employment		1.06	1.06	-	-	-	
38 Open ended employment contracts for the disabled (regions)		0.50	-	0.50	-	-	1
40 Temporary contracts for the disabled (regions)		0.39	-	0.39	-	-	1
46 Integration of the disabled through self-employment (regions)		0.08	0.04	0.04	-	-	1
5.2 3 Financial support for special employment centres		179.85	-	179.85	-	-	
34 Financial support for special employment centres (regions)		10.27	-	10.27	-	-	1
5.3 14 Training contracts for the disabled		0.27	-	0.27	-	-	
Total category 5 - Integration of the disabled		554.65	1.09	553.55*	-	-	

B.3.5 LMP expenditure by measure and by type of action: España, 2001

Euro (millions)


 Category, measure number and name		18.1 Total	18.2 Transfers to individuals	18.3 Transfers to employers	18.4 Transfers to service providers	18.5 Not specified	Notes
6 - Direct job creation							
6.2	18	394.61	-	394.61*	-	-	
	19	173.87	-	173.87*	-	-	
	31	157.24	-	157.24	-	-	
Total category 6 - Direct job creation		725.71	-	725.71*	-	-	
7 - Start-up incentives							
7	20	128.00	128.00*	-	-	-	
	21	61.22	61.22*	-	-	-	
	22	0.39	0.39	-	-	-	
	23	12.17	12.17*	-	-	-	
	24	72.92	-	72.92*	-	-	
	43	26.36	18.37	7.51	0.48	-	1
	44	13.86	2.80	11.05	-	-	1
	45	23.95	-	23.42	0.54	-	1
Total category 7 - Start-up incentives		338.86	222.94*	114.89*	1.02	-	
8 - Out-of-work income maintenance and support							
8.1	5	6,168.00	6,168.00	-	-	-	
	6	1,783.00	1,783.00*	-	-	-	
	7	972.00	972.00*	-	-	-	
8.2	4	45.00	45.00	-	-	-	
8.5	30	189.66	189.66	-	-	-	
Total category 8 - Out-of-work income maintenance and support		9,157.66	9,157.66*	-	-	-	
9 - Early retirement							
9.1	26	2.10*	2.10*	-	-	-	
	27	24.59*	24.59*	-	-	-	
	47	0.02	0.02	-	-	-	4
9.2	1	6.19	6.19*	-	-	-	
	2	102.97	102.97*	-	-	-	
	33	0.33	0.33	-	-	-	5
Total category 9 - Early retirement		136.19*	136.19*	-	-	-	

Notes

- 1 Data from Cantabria, Castilla-La Mancha, Galicia, Madrid and La Rioja are missing
- 2 Data on apprenticeship (category 2.4) are not considered comparable between countries so aggregates on training should be considered excluding this sub-category. Here category 2.4 is not reported so the total for training is unaffected.
- 3 Expenditure underestimated: the amount of revenue foregone through employers tax reductions is not known.
- 4 Measure applied only in Valencia and Castilla-León.
- 5 Measure applied only in Andalusia.


B.3.6 LMP expenditure by measure and by type of action: France, 2001

Euro (millions)

 Category, measure number and name		18.1	18.2	18.3	18.4	18.5	Notes
		Total	Transfers to individuals	Transfers to employers	Transfers to service providers	Not specified	
0 - Public employment services (PES)							
0	42	National employment agency (ANPE)	818.02	-	-	818.02	- 1
	43	Managerial employment agency (APEC)	79.52	-	-	79.52	-
	44	Local centres, permanent reception, information and advisory services (PAIO)	121.03	-	-	121.03	-
Total category 0 - Public employment services (PES)			1,018.56	-	-	1,018.56	-
1 - Intensive counselling and job-search assistance							
1	19	[Component] Retraining agreements - vocational guidance	16.79	-	-	16.79	- 2
	45	Retraining units	15.25	-	-	15.25	-
	53	Personalised services of ANPE	223.06	-	-	223.06	-
	54	Job search workshops (ANPE)	14.06	-	-	14.06	-
	55	Appraisal services of ANPE	17.36	-	-	17.36	-
	56	Support services of ANPE	1.58	-	-	1.58	-
	57	Guidance and monitoring services of AFPA	87.03	-	-	87.03	-
	58	Pathway to jobs (TRACE)	31.54	-	-	31.54	-
Total category 1 - Intensive counselling and job-search assistance			406.68	-	-	406.68	-
2 - Training							
2	17	Training allowance - unemployment insurance system (AFR)	550.70	550.70	-	-	- 3
	18	Training allowance - public system	280.20	280.20	-	-	- 4
	19	[Component] Retraining agreements - training allowance	434.33	434.29	0.04	-	- 2
	63	Back to work training-allowance (AREF)	177.58	177.58	-	-	- 3
2.1	10	Courses offered by the Association for Adult Vocational Training (AFPA)	763.73	168.55	-	595.18	- 5
	11	Courses for specific groups (IRILL)	17.31	-	-	17.31	-
	13	Adult training courses organised by the regions	425.15*	148.08*	-	277.07*	- 5
	14	Courses for admission to enterprises	10.23	-	-	10.23	-
	15	Individual training-for-employment and integration courses (SIFE)	10.12*	-	-	10.12*	- 6
	16	Group training-for-employment and integration courses (SIFE)	103.85*	-	-	103.85*	- 6
	19	[Component] Retraining agreements - course costs	31.95	-	-	31.95	- 2
	64	Training support (PARE)	48.17	13.43	-	34.74	- 7
2.2	20	FNE conventions on training and retraining	7.59	-	3.98	3.61	-
2.3	9	Courses for young job-seekers (State + regions)	627.75*	198.81*	-	428.95*	- 5
2.4	22	Exemptions and subsidies for recruitment of apprentices	1,561.31	-	1,561.31	-	-
Total category 2 - Training			5,049.96*	1,971.64*	1,565.32	1,513.00*	-
Total category 2 - Training (excl. sub-category 2.4)			3,488.65*	1,971.64*	4.01	1,513.00*	- 8
3 - Job rotation and job sharing							
3			-	-	-	-	-
Total category 3 - Job rotation and job sharing			-	-	-	-	-


B.3.6 LMP expenditure by measure and by type of action: France, 2001

Euro (millions)

 Category, measure number and name		18.1	18.2	18.3	18.4	18.5	Notes
		Total	Transfers to individuals	Transfers to employers	Transfers to service providers	Not specified	
4 - Employment incentives							
4.1	24	436.49	-	436.49	-	-	9
	25	5.28	-	5.28	-	-	
	26	1,014.14	-	1,010.51	3.62	-	
	27	315.98	-	315.98	-	-	
	28	52.00	-	52.00	-	-	
	32	13.87	13.87	-	-	-	
	36	85.50*	-	78.54*	6.96	-	10
	37	94.03	-	91.70*	2.33	-	
	60	5.77	-	5.77	-	-	
	61	10.76	-	-	10.76	-	
	65	0.50	-	0.50	-	-	7
4.2	33	5.41	4.69	-	0.72	-	
	35	1.62	-	1.62	-	-	11
Total category 4 - Employment incentives		2,041.34*	18.55	1,998.40*	24.39	-	
5 - Integration of the disabled							
5.1	49	411.90	70.20	147.30	194.40	-	
5.2	47	753.94	-	753.94	-	-	
	48	160.78	-	160.78	-	-	
Total category 5 - Integration of the disabled		1,326.62	70.20	1,062.02	194.40	-	
6 - Direct job creation							
6.2	39	1,457.44	-	1,441.27	16.17	-	
	40	1,390.36	-	1,385.39	4.97	-	
	41	10.25*	-	10.25*	-	-	12
	46	3,129.08	-	3,114.58	14.49	-	
Total category 6 - Direct job creation		5,987.12*	-	5,951.49*	35.63	-	
7 - Start-up incentives							
7	38	0.15*	0.15*	-	-	-	10
	38bis	7.95	-	-	7.95	-	
	59	31.70	31.26	-	0.44	-	
Total category 7 - Start-up incentives		39.80*	31.41*	-	8.39	-	
8 - Out-of-work income maintenance and support							
8.1	1	15,963.16	15,963.16	-	-	-	13
	2	120.20	120.20	-	-	-	
	3	2,238.02	2,238.02	-	-	-	14
8.2	4	26.05	-	26.05	-	-	
Total category 8 - Out-of-work income maintenance and support		18,347.42	18,321.37	26.05	-	-	

B.3.6 LMP expenditure by measure and by type of action: France, 2001

Euro (millions)


 Category, measure number and name			18.1	18.2	18.3	18.4	18.5	Notes
			Total	Transfers to individuals	Transfers to employers	Transfers to service providers	Not specified	
9 - Early retirement								
9.1	8	Job-substitution allowance	1,532.33	1,532.33	-	-	-	
	34	Phased early retirement	338.18	338.18	-	-	-	
9.2	6	FNE special redundancy allowance	859.61	859.61	-	-	-	
9	62	Early retirement for special groups of employees (CATS)	38.67	38.67	-	-	-	15
Total category 9 - Early retirement			2,768.79	2,768.79	-	-	-	

Notes

- 1 Operational budget of ANPE (excluding investment) less costs of services included in category 1 (measures F-53 to F-56).
- 2 Significant decrease in expenditure compared to 2000: measure ended when the new unemployment insurance agreement came into force on 1 July 2001.
- 3 Includes training allowances for participants in other training measures (F-9 to F-16 for F-17, F9 to F16 + F64 for F63). The AREF (F-63) came into force on 1 July 2001 and replaces the AFR (F-17).
- 4 Corresponds to training allowances for participants in other training measures (F-11 to F-16) and who are ineligible for training allowances from the unemployment insurance scheme.
- 5 Transfers to individuals (training allowances) are incomplete in respect of individual measures because some allowances are paid through measures F-17, F-18 or F-63.
- 6 Only total expenditure related to the SIFE programs is known (F-15 + F-16). The breakdown between individual and group training is estimated from average annual stocks.
- 7 Measure came into force on 1 July 2001 within the back-to-work support plan (PARE).
- 8 Data on apprenticeship (category 2.4) are not considered comparable between countries so aggregates on training should be considered excluding this sub-category.
- 9 From 2001, new entrants can benefit only from exemptions to social contributions.
- 10 Expenditure underestimated: the amount of revenue foregone through exemptions to social contributions is not known.
- 11 Measure coming to an end since the implementation of the 35 hour working week.
- 12 Measure coming to an end.
- 13 Includes the ARE (Back-to-work support allowance) which replaces the AUD (Single degressive allowance) since the new unemployment insurance agreement came into force on 1 July 2001.
- 14 Includes the special waiting allowance (ASA) for older unemployed.
- 15 Measure began in the 2nd semester 2000.


B.3.7 LMP expenditure by measure and by type of action: Ireland, 2001

Euro (millions)

 Category, measure number and name		18.1 Total	18.2 Transfers to individuals	18.3 Transfers to employers	18.4 Transfers to service providers	18.5 Not specified	Notes
0 - Public employment services (PES)							
0	9						
	22						
		26.17	-	-	26.17	-	1
Total category 0 - Public employment services (PES)							
1 - Intensive counselling and job-search assistance							
1	15						
	36						
		5.82	-	-	5.82	-	1
		19.26	-	-	19.26	-	1
Total category 1 - Intensive counselling and job-search assistance		25.08	-	-	19.26	5.82	
2 - Training							
2.1	10						
	35						
	38						
		30.55	30.55	-	-	-	
		44.06	38.67	-	5.39	-	1
		13.65	9.39	-	4.25	-	1
2.3	25						
		28.37	27.25	-	1.12	-	1,2
2.4	34						
		29.78	22.35	-	7.43	-	1
Mixed	20						
		79.12	50.76	-	28.36	-	1,3
	21						
		2.37	-	-	-	-	1,4
	24						
		37.68	35.28	-	2.40	-	1,5
Total category 2 - Training		265.58	216.62	-	48.96	-	
Total category 2 - Training (excl. sub-category 2.4)		235.80	194.27	-	41.53	-	6
3 - Job rotation and job sharing							
3							
Total category 3 - Job rotation and job sharing		-	-	-	-	-	
4 - Employment incentives							
4.1	4						
	5						
	7						
	31						
	32						
		102.69*	102.69*	-	-	-	
		n.s.	-	n.s.	-	-	
		1.32	1.32	-	-	-	
		2.23	-	0.58	1.64	-	1
		0.16	-	0.16	-	-	
Total category 4 - Employment incentives		106.39*	104.01*	0.74	1.64	-	
5 - Integration of the disabled							
5.1	17						
	18						
		n.s.	n.s.	-	n.s.	-	
		2.48	-	2.44	0.04	-	1
Total category 5 - Integration of the disabled		2.48	-	2.44	0.04	-	
6 - Direct job creation							
6.2	23						
	37						
		368.68	-	-	-	368.68	1
		45.09	-	-	-	45.09	1
Total category 6 - Direct job creation		413.77	-	-	-	413.77	
7 - Start-up incentives							
7	3						
		54.90*	54.90*	-	-	-	
Total category 7 - Start-up incentives		54.90*	54.90*	-	-	-	
8 - Out-of-work income maintenance and support							
8.1	1						
	2						
		290.26	290.26	-	-	-	
		429.88	429.88	-	-	-	
Total category 8 - Out-of-work income maintenance and support		720.13	720.13	-	-	-	

B.3.7 LMP expenditure by measure and by type of action: Ireland, 2001

Euro (millions)


 Category, measure number and name	18.1 Total	18.2 Transfers to individuals	18.3 Transfers to employers	18.4 Transfers to service providers	18.5 Not specified	Notes
9 - Early retirement						
9.2 12 Pre-retirement allowance	82.77	82.77	-	-	-	
Total category 9 - Early retirement	82.77	82.77	-	-	-	

Notes

- 1 Expenditure includes indirect costs (staff costs and overheads).
- 2 Includes Community youth training programme (46.5%) and Local training initiative (53.5%).
- 3 Includes Specific skills training (81%), Traineeship (16%) and Job training scheme (3%).
- 4 Includes Co-operative development unit (36%), Training and special projects (61%), and Graduates (3%).
- 5 Includes Community training workshops (83%), Return to work (12%) and Linked work experience (5%).
- 6 Data on apprenticeship (category 2.4) are not considered comparable between countries so aggregates on training should be considered excluding this sub-category.


B.3.8 LMP expenditure by measure and by type of action: Italia, 2001

Euro (millions)

 Category, measure number and name		18.1 Total	18.2 Transfers to individuals	18.3 Transfers to employers	18.4 Transfers to service providers	18.5 Not specified	Notes
0 - Public employment services (PES)							
0	83 Prevention of long-term unemployment (ESF co-financed measures 2000-2006)	54.41	-	-	54.41	-	
Total category 0 - Public employment services (PES)		54.41	-	-	54.41	-	
1 - Intensive counselling and job-search assistance							
1							
Total category 1 - Intensive counselling and job-search assistance		-	-	-	-	-	
2 - Training							
2	82 Integration and re-integration of long-term unemployed (ESF co-financed measures 2000-2006)	145.35	-	-	145.35	-	
	84 Integration and re-integration of disadvantaged groups into the labour market (ESF co-financed measures 2000-2006)	36.52	-	-	36.52	-	
	86 Integration of unemployed women into the labour market (ESF co-financed measures 2000-2006)	41.16	-	-	41.16	-	
2.2	24 Training & work contracts	784.21	-	784.21	-	-	
2.4	25 Apprenticeship	1,635.62	-	1,635.62	-	-	
Total category 2 - Training		2,642.85	-	2,419.82	223.03	-	
Total category 2 - Training (excl. sub-category 2.4)		1,007.24	-	784.21	223.03	-	1
3 - Job rotation and job sharing							
3.2	8 [Component] Solidarity contracts - Expansive solidarity contracts	10.19	-	10.19	-	-	2
Total category 3 - Job rotation and job sharing		10.19	-	10.19	-	-	
4 - Employment incentives							
4.1	10 Reintegration contracts	0.25	-	0.25	-	-	
	32 Reintegration of managers in SMEs	0.50	-	0.50	-	-	
	35 Incentives for taking on employees in CIGS	5.89	-	5.89	-	-	
	36 Incentives for taking on long-term unemployed	1,133.00	-	1,133.00	-	-	
	51 Total triennial relief	1,009.13	-	1,009.13	-	-	
	52 Total annual relief	16.12	-	16.12	-	-	
	53 Vocational integration schemes	44.08	44.08	-	-	-	
	54 Vocational and guidance traineeships	n.s.	n.s.	n.s.	-	-	
	55 [Component] Subsidies for the reinsertion of ex-LSU - Labour cost subsidies	35.65	-	35.65	-	-	3
	56 Tax relief for SMEs creating jobs in Objective 1 areas	39.12	-	39.12	-	-	
	59 Conversion of temporary apprenticeship contracts into permanent ones	320.93	-	320.93	-	-	
	60 Conversion of temporary training & work contracts into permanent ones	31.15	-	31.15	-	-	
	57 Tax relief for job creation	532.33	-	532.33	-	-	
4.2	8 [Component] Solidarity contracts - Defensive solidarity contracts	n.s.	n.s.	n.s.	-	-	2
	49 Realignment contracts	0.17	-	0.17	-	-	
	61 Subsidy for firms located in the Mezzogiorno	164.59	-	164.59	-	-	
Mixed	3 Incentives for hiring those registered in mobility lists	468.70	-	468.70	-	-	
Total category 4 - Employment incentives		3,801.63	44.08	3,757.55	-	-	
5 - Integration of the disabled							
5.1	67 Exemption from social contributions for disadvantaged workers in social co-operatives	43.57	-	43.57	-	-	
Total category 5 - Integration of the disabled		43.57	-	43.57	-	-	
6 - Direct job creation							
6.2	11 Socially useful work (LSU)	556.86	556.86	-	-	-	
Total category 6 - Direct job creation		556.86	556.86	-	-	-	

B.3.8 LMP expenditure by measure and by type of action: Italia, 2001

Euro (millions)


 Category, measure number and name			18.1 Total	18.2 Transfers to individuals	18.3 Transfers to employers	18.4 Transfers to service providers	18.5 Not specified	Notes
7 - Start-up incentives								
7	19	Loans for one-person businesses	561.10	:	:	:	561.10	
	55	[Component] Subsidies for the reinsertion of ex-LSU - Self-employed	n.s.	-	n.s.	-	-	3
	65	Relief for workers under 32 starting their own business	251.93	251.93	-	-	-	
	87	Development of entrepreneurship (ESF co-financed measures 2000-2006)	11.82	-	-	11.82	-	
	85	Support of integration into regular labour market (ESF co-financed measures 2000-2006)	n.s.	-	-	n.s.	-	
Total category 7 - Start-up incentives			824.85	251.93	-	11.82	561.10	
8 - Out-of-work income maintenance and support								
8.1	3a	Mobility allowance	1,264.23	1,264.23	-	-	-	
	71	Ordinary unemployment benefit (outside agriculture)	1,133.72	1,133.72	-	-	-	4
	72	Ordinary unemployment benefit with reduced requirements (outside agriculture)	1,400.52	1,400.52	-	-	-	4
	73	Ordinary unemployment benefit in the agricultural sector	614.11	614.11	-	-	-	4
	74	Special unemployment benefit in the agricultural sector (66%)	583.91	583.91	-	-	-	4
	75	Special unemployment benefit in the agricultural sector (40%)	344.11	344.11	-	-	-	4
	76	Unemployment benefit with reduced requirements in the agricultural sector	16.47	16.47	-	-	-	4
	77	Special unemployment benefit in the construction sector	176.75	176.75	-	-	-	4
8.2	80	Ordinary Wage Compensation Fund	461.34	461.34	-	-	-	
	81	Extraordinary Wage Compensation Fund	466.80	466.80	-	-	-	
Total category 8 - Out-of-work income maintenance and support			6,461.96	6,461.96	-	-	-	
9 - Early retirement								
9.2	16	Early retirement	973.36	973.36	-	-	-	4
Total category 9 - Early retirement			973.36	973.36	-	-	-	

Notes

- 1 Data on apprenticeship (category 2.4) are not considered comparable between countries so aggregates on training should be considered excluding this sub-category.
- 2 Periodic cash payments to individuals paid to participants in measure I-8 are counted under measures I-80 and I-81.
- 3 Mixed measure. Subsidies for self-employed (category 7) assumed to be small compared to those for employees (category 4) so all expenditure is allocated to category 4.
- 4 Includes social contributions credited on behalf of beneficiaries.


B.3.9 LMP expenditure by measure and by type of action: Luxembourg, 2001

Euro (millions)

 Category, measure number and name		18.1 Total	18.2 Transfers to individuals	18.3 Transfers to employers	18.4 Transfers to service providers	18.5 Not specified	Notes
0 - Public employment services (PES)							
0							
Total category 0 - Public employment services (PES)		-	-	-	-	-	
1 - Intensive counselling and job-search assistance							
1							
Total category 1 - Intensive counselling and job-search assistance		-	-	-	-	-	
2 - Training							
2	26 Training course for vocational reinsertion	1.00	1.00	-	-	-	1
2.1	11 Training for entering or re-entering the labour market	:	:	:	:	:	
	12 Vocational retraining (workers)	:	:	:	:	:	
2.2	24 Temporary auxiliary contract	10.26	-	10.26*	-	-	
	25 Training course of insertion in enterprise	3.14	3.14	-	-	-	
2.4	18 Aids/subsidies for apprenticeships	8.17	2.04	6.13*	-	-	2
Total category 2 - Training		:	:	:	:	:	
Total category 2 - Training (excl. sub-category 2.4)		:	:	:	:	:	3
3 - Job rotation and job sharing							
3							
Total category 3 - Job rotation and job sharing		-	-	-	-	-	
4 - Employment incentives							
4	3 Aid to re-enter the labour market	7.15	7.15	-	-	-	
4.1	6 Aid for employing long-term and older unemployed	1.40	-	1.40	-	-	
	7 Mobility allowance	0.09	0.09*	-	-	-	
	9 Income tax reduction for employing unemployed people	0.08*	-	0.08*	-	-	
Total category 4 - Employment incentives		8.72*	7.24*	1.48*	-	-	
5 - Integration of the disabled							
5.1	21 Measures of professional (re)integration of disabled workers	3.16	:	:	:	3.16	
	22 Adaptation of the workplace for disabled workers	0.00	:	:	:	0.00	
	23 Reimbursement of supplementary leave for disabled workers	0.31	-	0.31	-	-	
5.3	20 Vocational training and retraining measures for disabled workers	0.04	:	:	:	0.04	
Total category 5 - Integration of the disabled		3.51	-	0.31	-	3.20	
6 - Direct job creation							
6.1	13 Subsidies for the creation of jobs of socio-economic value	-	-	-	-	-	4
6.2	2 Extraordinary works of general interest	3.07	-	3.07	-	-	
	10 Socially useful works	0.27	0.27	-	-	-	
Total category 6 - Direct job creation		3.33	0.27	3.07	-	-	
7 - Start-up incentives							
7	14 Subsidies for the creation of businesses by the unemployed	0.07	0.07	-	-	-	
Total category 7 - Start-up incentives		0.07	0.07	-	-	-	
8 - Out-of-work income maintenance and support							
8.1	5 Unemployment compensation	37.88	37.88	-	-	-	
8.2	1 Partial unemployment benefit	0.57	-	0.57	-	-	
	4 Compensation for unemployment due to technical reasons or bad weather in the building sector	1.89	-	1.89	-	-	
8.5	8 Debt guarantee in case of employer closing down	5.26	5.26	-	-	-	
Total category 8 - Out-of-work income maintenance and support		45.60	43.14	2.46	-	-	

B.3.9 LMP expenditure by measure and by type of action: Luxembourg, 2001

Euro (millions)


 Category, measure number and name	18.1 Total	18.2 Transfers to individuals	18.3 Transfers to employers	18.4 Transfers to service providers	18.5 Not specified	Notes
9 - Early retirement						
9.1 19 Early retirement	55.21	55.21	-	-	-	
Total category 9 - Early retirement	55.21	55.21	-	-	-	

Notes

- 1 Expenditure refers to training allowances paid to participants who do not receive full unemployment benefits (2/3 of the participants).
- 2 Data refer to the academic year 2000-2001.
- 3 Data on apprenticeship (category 2.4) are not considered comparable between countries so aggregates on training should be considered excluding this sub-category.
- 4 Measure not applied in 2001.


B.3.10 LMP expenditure by measure and by type of action: Nederland, 2001

Euro (millions)

 Category, measure number and name		18.1 Total	18.2 Transfers to individuals	18.3 Transfers to employers	18.4 Transfers to service providers	18.5 Not specified	Notes
0 - Public employment services (PES)							
0	39 PES - Public employment services	497.47	-	-	497.47	-	
Total category 0 - Public employment services (PES)		497.47	-	-	497.47	-	
1 - Intensive counselling and job-search assistance							
1							
Total category 1 - Intensive counselling and job-search assistance		-	-	-	-	-	
2 - Training							
2	38 [Component] WIW - Jobseekers employment act - Activation & training	326.00	-	-	326.00	-	
	40 BBSW - Contribution scheme for sectoral training of the unemployed	42.00	-	-	42.00	-	
2.4	1 [Component] WVA - Act on reduction of employers tax and social security contributions - VO	178.74	:	:	:	178.74	
Total category 2 - Training		546.74	-	-	368.00	178.74	
Total category 2 - Training (excl. sub-category 2.4)		368.00	-	-	368.00	-	1
3 - Job rotation and job sharing							
3.1	37 Career break	0.18	0.18	-	-	-	
Total category 3 - Job rotation and job sharing		0.18	0.18	-	-	-	
4 - Employment incentives							
4.1	1 [Component] WVA - Act on reduction of employers tax and social security contributions - VLW	207.57	:	:	:	207.57	
	14 RSP - Regulation on employment in domestic services	5.95	-	5.95	-	-	
	38 [Component] WIW - Jobseekers employment act - Work experience contracts	36.90	-	36.90	-	-	
Total category 4 - Employment incentives		250.42	-	42.85	-	207.57	
5 - Integration of the disabled							
5.2	6 WSW - Sheltered employment act	1,949.50	:	:	:	1,949.50	
Total category 5 - Integration of the disabled		1,949.50	-	-	-	1,949.50	
6 - Direct job creation							
6	3 Regulation on I/D-jobs for long-term unemployed (former WI1/EWLW)	871.01	-	871.01	-	-	
6.1	38 [Component] WIW - Jobseekers employment act - Employment contracts & outplacement	507.20	507.20	-	-	-	
Total category 6 - Direct job creation		1,378.21	507.20	871.01	-	-	
7 - Start-up incentives							
7							
Total category 7 - Start-up incentives		-	-	-	-	-	
8 - Out-of-work income maintenance and support							
8.1	31 WW - Unemployment insurance	2,631.00	2,631.00	-	-	-	
	32 TW - Supplementary benefits	274.50	274.50	-	-	-	
	33 Abw - National assistance benefit	4,018.00	4,018.00	-	-	-	
	34 IOAW - Income provisions for older or partially disabled, formerly unemployed persons	212.50	212.50	-	-	-	
	35 IOAZ - Income provisions for older or partially disabled, formerly self-employed persons	43.10	43.10	-	-	-	
Total category 8 - Out-of-work income maintenance and support		7,179.10	7,179.10	-	-	-	

B.3.10 LMP expenditure by measure and by type of action: Nederland, 2001

Euro (millions)


 Category, measure number and name	18.1 Total	18.2 Transfers to individuals	18.3 Transfers to employers	18.4 Transfers to service providers	18.5 Not specified	Notes
9 - Early retirement 9						
Total category 9 - Early retirement	-	-	-	-	-	-

Notes

1 Data on apprenticeship (category 2.4) are not considered comparable between countries so aggregates on training should be considered excluding this sub-category.


B.3.11 LMP expenditure by measure and by type of action: Österreich, 2001

Euro (millions)

 Category, measure number and name		18.1 Total	18.2 Transfers to individuals	18.3 Transfers to employers	18.4 Transfers to service providers	18.5 Not specified	Notes	
0 - Public employment services (PES)								
0	24	Counselling and support of employment seekers & services to enterprises (AMS)	270.88	-	-	270.88	-	1
Total category 0 - Public employment services (PES)		270.88	-	-	270.88	-		
1 - Intensive counselling and job-search assistance								
1	16	External labour market consultation and support	30.73	-	-	30.73	-	1
	28	Interview allowance	0.37	0.37	-	-	-	
Total category 1 - Intensive counselling and job-search assistance		31.10	0.37	-	30.73	-		
2 - Training								
2	18	[Component] Employment foundations - Training and guidance	42.58	37.24	-	5.33	-	1,2,3
	45	Community initiative EMPLOYMENT	0.51	-	n.s.	0.51	-	1
	46	Community initiative ADAPT	0.45	-	n.s.	0.45	-	1
2.1	7	Promotion of occupational mobility - course cost and course related cost	29.66	29.66	-	-	-	1
	8	Promotion of occupational mobility - living allowance	214.62	214.62	-	-	-	3
	9	Unemployment benefit (ALG) for training after parental leave	0.40	0.40	-	-	-	3
	12	Support for training in institutions	155.80	-	-	155.80	-	1
	25	Further training allowance	21.13	21.13	-	-	-	3
2.2	13	Support for training in enterprises	17.58	-	17.58	-	-	1
2.4	11	Promotion of apprenticeship training and vocational training	17.38	-	17.38	-	-	1
	31	JASG apprenticeship foundations	10.71	-	-	10.71	-	
	32	JASG training courses	15.86	-	-	15.86	-	
Total category 2 - Training		526.66	303.05	34.96	188.65	-		
Total category 2 - Training (excl. sub-category 2.4)		482.71	303.05	17.58	162.09	-	4	
3 - Job rotation and job sharing								
3.1	26	Solidarity subsidy (SOL)	0.29	0.29	-	-	-	3
Total category 3 - Job rotation and job sharing		0.29	0.29	-	-	-		
4 - Employment incentives								
4.1	5	Promotion of regional mobility and entry into employment - travel allowance	1.42	1.42	-	-	-	
	6	Promotion of regional mobility and entry into employment - childcare allowance	8.43	8.43	-	-	-	
	15	Integration subsidy (BEB, BESEB, EB)	115.22	-	115.22	-	-	1
4.2	19	Promotion of investment and restructuring	35.24	-	35.24	-	-	
	22	Support for reintegration after parental leave	1.11	-	1.11	-	-	
	30	Bonus part of the incentive-disincentive system for elderly workers	19.58	-	19.58	-	-	
Total category 4 - Employment incentives		181.00	9.85	171.15	-	-		
5 - Integration of the disabled								
5.1	34	Work adjustment backup system and job assistance for the disabled	18.16	-	-	18.16	-	1
	37	Support for employment of the disabled through the BSBs	45.93	:	:	:	45.93	1
5.2	43	Subsidies for contracted out work (BSB)	11.84	-	11.84	-	-	
	44	Integration enterprises (BSB)	20.71	-	20.71	-	-	
5.3	35	Vocational training for the disabled	48.50	:	:	:	48.50	1
Total category 5 - Integration of the disabled		145.14	-	32.55	18.16	94.44		
6 - Direct job creation								
6.1	27	Childcare institutions	6.39	-	6.39	-	-	
6.2	14	Socio-economic enterprises (SÖB) and non-profit employment projects (GBP)	71.34	-	71.34	-	-	1
	29	Support for integration in the non-profit sector (GEB)	3.02	-	3.02	-	-	
Total category 6 - Direct job creation		80.75	-	80.75	-	-		

B.3.11 LMP expenditure by measure and by type of action: Österreich, 2001

Euro (millions)


 Category, measure number and name			18.1 Total	18.2 Transfers to individuals	18.3 Transfers to employers	18.4 Transfers to service providers	18.5 Not specified	Notes
7 - Start-up incentives								
7	17	Business start-up programme (GB)	7.17	7.17	-	-	-	
	18	[Component] Employment foundations - Support for business start-ups	n.s.	n.s.	-	n.s.	-	2
Total category 7 - Start-up incentives			7.17	7.17	-	-	-	
8 - Out-of-work income maintenance and support								
8.1	1	Unemployment benefit	1,347.24	1,347.24	-	-	-	3
	2	Unemployment assistance	697.34	697.34	-	-	-	3
	36	Special unemployment assistance	38.56	38.56	-	-	-	3
8.2	20	Short-time working allowance	1.96	-	1.96	-	-	
	21	Bad weather compensation	21.52	-	21.52	-	-	
8.5	33	Insolvency-bankruptcy compensation	252.16	252.16	-	-	-	
Total category 8 - Out-of-work income maintenance and support			2,358.79	2,335.31	23.48	-	-	
9 - Early retirement								
9.2	3	Transfer benefits to facilitate transition into retirement - Special support (SUG)	55.40	55.31	-	0.09	-	3
	4	Benefits to facilitate transition into retirement - Pension advances	52.88	52.88	-	-	-	3
	49	Part-time pay/support for older workers	69.70	-	69.70	-	-	
Total category 9 - Early retirement			177.98	108.19	69.70	0.09	-	

Notes

- 1 Includes ESF contribution.
- 2 Mixed measure (categories 2 and 7). All expenditure is allocated to training, which is the most important component.
- 3 Includes social contributions credited on behalf of beneficiaries.
- 4 Data on apprenticeship (category 2.4) are not considered comparable between countries so aggregates on training should be considered excluding this sub-category.


B.3.12 LMP expenditure by measure and by type of action: Portugal, 2001

Euro (millions)

 Category, measure number and name		18.1 Total	18.2 Transfers to individuals	18.3 Transfers to employers	18.4 Transfers to service providers	18.5 Not specified	Notes
0 - Public employment services (PES)							
0	95 Administration and public employment service	139.43	-	-	139.43	-	
Total category 0 - Public employment services (PES)		139.43	-	-	139.43	-	
1 - Intensive counselling and job-search assistance							
1							
Total category 1 - Intensive counselling and job-search assistance		-	-	-	-	-	
2 - Training							
2	96 [Component] Integration enterprises -	8.12*	-	8.12*	-	-	1
	99 PROFIJ - Training programme for the integration of youngsters (Azores)	1.30	-	-	1.30	-	
2.1	14 Training grants for workers	1.30	1.30	-	-	-	
	63 Initial training (excluding apprenticeship)	16.45	:	:	:	16.45	
	64 Training for unemployed	34.70	:	:	:	34.70	
	67 Special training for disadvantaged groups	7.42	:	:	:	7.42	
	103 Intervention for vocational training and employment	1.30	-	-	1.30	-	
	115 Vocational training for young and adults	8.08	:	:	:	8.08	
2.2	21 [Component] Promotion of vocational training and employment to conserve the cultural heritage -	2.16	2.16	-	-	-	
	22 Practical vocational training	31.06	0.51	0.28	0.08	30.19	
	78 Grant-aided additional training for those who have completed vocational training measures (Madeira)	0.00	0.00	0.00	-	-	2
	98 Placement programme (Azores)	0.44	0.44	-	-	-	
	105 Practical vocational training aiming at socio-professional integration	1.95	:	:	:	1.95	
2.3	9 Training/employment schemes for young people, specialists, managers and adults	9.71	9.71	-	-	-	2
	20 Vocational training workshops programme	13.50	:	:	:	13.50	
	112 Youth training and employment (Madeira)	0.18	0.13	0.05	0.00	-	
	113 Adult training and employment (Madeira)	0.25	0.18	0.07	0.00	-	
2.4	7 Apprenticeship training for young people	111.86	110.38	-	1.47	-	
Total category 2 - Training		249.77*	124.81	8.52*	4.15	112.29	
Total category 2 - Training (excl. sub-category 2.4)		137.91*	14.43	8.52*	2.68	112.29	3
3 - Job rotation and job sharing							
3.1	116 Employment rotation program	0.03	-	0.03	-	-	
Total category 3 - Job rotation and job sharing		0.03	-	0.03	-	-	
4 - Employment incentives							
4	96 [Component] Integration enterprises -	8.12*	-	8.12*	-	-	1
	101 Incentives for geographical mobility	-	-	-	-	-	4
	117 PREAMP - Regional employment plan in the metropolitan area of Porto	0.06	:	:	:	0.06	
4.1	23 Subsidies for permanent employment contracts	12.23	-	12.23	-	-	
	24 Local employment initiatives	18.72	18.72	-	-	-	
	29 Job creation for young people through exemptions from compulsory social security contributions	-	-	-	-	-	4
	37 Exemption from social security contributions to promote recruitment of long-term unemployed	n.s.	-	n.s.	-	-	
	62 Salary compensation	6.03	6.03	-	-	-	
	80 Local employment initiatives -ILE (Madeira)	0.34	-	0.34	-	-	
	106 Premium for socio-vocational integration	0.04	-	0.04	-	-	
	107 Employment incentive	1.89	:	:	:	1.89	
	118 PREA - Regional employment plan in Alentejo	2.65	:	:	:	2.65	
Mixed	87 Employment incentives (Azores)	-	-	-	-	-	4
Total category 4 - Employment incentives		50.07*	24.74	20.72*	-	4.60	


B.3.12 LMP expenditure by measure and by type of action: Portugal, 2001

Euro (millions)

 Category, measure number and name		18.1 Total	18.2 Transfers to individuals	18.3 Transfers to employers	18.4 Transfers to service providers	18.5 Not specified	Notes
5 - Integration of the disabled							
5.1	31	n.s.	-	n.s.	-	-	
	68	3.33	-	3.33	-	-	
	69	0.65	0.65	-	-	-	
	91	0.02	-	0.02	-	-	
	92	-	-	-	-	-	4
5.2	33	1.35	:	:	:	1.35	
5.3	34	47.89	-	-	47.89	-	
	84	0.43	0.33	-	0.10	-	
Total category 5 - Integration of the disabled		53.67	0.98	3.35	47.99	1.35	
6 - Direct job creation							
6.1	97	0.12	-	0.12	-	-	
6.2	3	8.98	8.98	-	-	-	
	4	25.95	25.95	-	-	-	
	86	0.04	-	0.04	-	-	
	89	-	-	-	-	-	4
	110	0.47	0.38	0.08	0.00	-	
	111	0.22	0.18	0.04	0.00	-	
	114	1.05	1.05	-	-	-	
	119	17.26	:	:	:	17.26	
Total category 6 - Direct job creation		54.08	36.54	0.28	0.01	17.26	
7 - Start-up incentives							
7	21	n.s.	n.s.	-	-	-	
	25	8.61	8.61	-	-	-	
	26	0.96	0.96	-	-	-	2
	81	0.07	0.07	-	-	-	
	90	-	-	-	-	-	4
	108	0.09	0.09	-	-	-	
Total category 7 - Start-up incentives		9.73	9.73	-	-	-	
8 - Out-of-work income maintenance and support							
8.1	75	630.65	630.65	-	-	-	
	76	232.40	232.40	-	-	-	
8.2	1	0.19	0.19	-	-	-	
8.3	104	0.03	0.03	-	-	-	
8.4	109	-	-	-	-	-	4
8.5	61	0.71	0.71	-	-	-	
Total category 8 - Out-of-work income maintenance and support		863.98	863.98	-	-	-	

B.3.12 LMP expenditure by measure and by type of action: Portugal, 2001

Euro (millions)


 Category, measure number and name	18.1 Total	18.2 Transfers to individuals	18.3 Transfers to employers	18.4 Transfers to service providers	18.5 Not specified	Notes
9 - Early retirement						
9.2 41 Early retirement for the elderly unemployed	376.16	376.16	-	-	-	5
9.2 44 Early retirement agreements between workers and employers	-	-	-	-	-	5
Total category 9 - Early retirement	376.16	376.16	-	-	-	

Notes

- 1 Mixed measure (categories 2 and 4) where the breakdown of expenditure between components is not known. The total expenditure is shown here split equally between the two categories.
- 2 Measure coming to an end.
- 3 Data on apprenticeship (category 2.4) are not considered comparable between countries so aggregates on training should be considered excluding this sub-category.
- 4 Measure not applied in 2001.
- 5 Expenditure of P-44 is included in P-41.


B.3.13 LMP expenditure by measure and by type of action: Suomi/Finland, 2001

Euro (millions)

 Category, measure number and name		18.1 Total	18.2 Transfers to individuals	18.3 Transfers to employers	18.4 Transfers to service providers	18.5 Not specified	Notes
0 - Public employment services (PES)							
0	18	117.69	-	-	117.69	-	1
	21	7.14	-	-	7.14	-	2
	5	2.03	2.03	-	-	-	-
Total category 0 - Public employment services (PES)		126.87	2.03	-	124.84	-	-
1 - Intensive counselling and job-search assistance							
1	20	11.75	-	-	11.75	-	2
Total category 1 - Intensive counselling and job-search assistance		11.75	-	-	11.75	-	-
2 - Training							
2.1	6	350.61	196.65	-	153.97	-	-
	17	9.37	9.37	-	-	-	-
	24	3.14	3.14	-	-	-	-
2.2	12	4.72	4.72	-	-	-	-
	15	48.83	48.83	-	-	-	-
2.4	7	22.41	-	22.41	-	-	3
Total category 2 - Training		439.08	262.70	22.41	153.97	-	-
Total category 2 - Training (excl. sub-category 2.4)		416.67	262.70	-	153.97	-	4
3 - Job rotation and job sharing							
3.1	16	63.03	63.03	-	-	-	5
3.2	13	16.61	16.61	-	-	-	-
Total category 3 - Job rotation and job sharing		79.64	79.64	-	-	-	-
4 - Employment incentives							
4.1	10	20.98	-	20.98	-	-	-
	35	133.82	-	133.82	-	-	-
Total category 4 - Employment incentives		154.80	-	154.80	-	-	-
5 - Integration of the disabled							
5.2	34	27.58*	-	27.58*	-	-	6
5.3	22	16.84	7.70	-	9.14	-	7
	25	48.51	19.83	-	28.69	-	7
	26	23.90	19.72	-	4.18	-	7
	27	12.28*	5.03*	-	7.24*	-	7
Total category 5 - Integration of the disabled		129.11*	52.28*	27.58*	49.24	-	-
6 - Direct job creation							
6.2	8	48.13	-	48.13	-	-	-
	9	85.27	-	85.27	-	-	-
	36	0.12	0.08	-	0.05	-	8
Total category 6 - Direct job creation		133.53	0.08	133.40	0.05	-	-
7 - Start-up incentives							
7	11	13.98	13.98	-	-	-	-
Total category 7 - Start-up incentives		13.98	13.98	-	-	-	-

B.3.13 LMP expenditure by measure and by type of action: Suomi/Finland, 2001

Euro (millions)


 Category, measure number and name			18.1 Total	18.2 Transfers to individuals	18.3 Transfers to employers	18.4 Transfers to service providers	18.5 Not specified	Notes
8 - Out-of-work income maintenance and support								
8.1	1	Earnings-related unemployment allowance	1,191.74	1,191.74	-	-	-	
	2	Basic unemployment allowance	76.47	76.47	-	-	-	
	4	Labour market support (passive component)	708.59	708.59	-	-	-	9
8.2	30	Earnings related adjusted unemployment allowance as partial unemployment benefit	2.57	2.57	-	-	-	
	32	Adjusted basic unemployment allowance or labour market support as partial unemployment benefit	0.05	0.05	-	-	-	
8.3	31	Earnings related adjusted unemployment allowance as part-time unemployment benefit	110.30	110.30	-	-	-	
	33	Adjusted basic unemployment allowance or labour market support as part-time unemployment benefit	44.72	44.72	-	-	-	
8.4	23	Redundancy payment	11.24	11.24	-	-	-	
8.5	28	Pay security	19.73	19.73	-	-	-	10
Total category 8 - Out-of-work income maintenance and support			2,165.41	2,165.41	-	-	-	
9 - Early retirement								
9.2	3	Unemployment pension	679.80	679.80	-	-	-	
Total category 9 - Early retirement			679.80	679.80	-	-	-	

Notes

- 1 Operational costs of the PES minus those of Training and vocational information services (FIN-21) and Vocational guidance (FIN-20).
- 2 Share of operational costs of the PES based on monitoring of staff time-use.
- 3 Expenditure includes only subsidies paid by the Ministry of Labour to facilitate the recruitment of unemployed persons as apprentices.
- 4 Data on apprenticeship (category 2.4) are not considered comparable between countries so aggregates on training should be considered excluding this sub-category.
- 5 Expenditure refers to persons on leave and includes income support (70% of unemployment benefit entitlement) and training supplements where appropriate.
- 6 Data represent an estimate of public funding for sheltered workshops. Income from business activity, which accounts for more than half of revenue, is excluded.
- 7 Expenditure includes rehabilitation allowances and the costs of different rehabilitation activities. Vocational rehabilitation is estimated to be 1/3 of the total cost of rehabilitation (medical and vocational).
- 8 Measure started September 2001.
- 9 Passive (income support) payments only. Labour market support payments made to persons in active measures are shown under the appropriate measure.
- 10 Net public expenditure (disbursements minus repayments to the state).


B.3.14 LMP expenditure by measure and by type of action: Sverige, 2001

Euro (millions)

 Category, measure number and name		18.1 Total	18.2 Transfers to individuals	18.3 Transfers to employers	18.4 Transfers to service providers	18.5 Not specified	Notes
0 - Public employment services (PES)							
0	19	Placement service	:	:	:	:	:
	20	Vocational guidance service	:	:	:	:	:
	42	Activity Guarantee	20.64	-	-	20.64	-
Total category 0 - Public employment services (PES)			:	:	:	:	:
1 - Intensive counselling and job-search assistance							
1	14	Employability rehabilitation programme	58.35	58.35	-	-	-
	43	Activities within counselling, guidance and placement services	218.37	218.37	-	-	-
Total category 1 - Intensive counselling and job-search assistance		276.71	276.71	-	-	-	
2 - Training							
2	47	Projects with Employment Policy Orientation	18.80	3.24	15.56	-	-
2.1	6	Computer/activity centres	83.63	58.35	-	25.28	1
	11	On-the-job training	3.03	-	3.03	-	2
	22	Study allowance for the unemployed (SVUXA)	118.85	118.85	-	-	-
	39	Adult education initiative	376.22	-	-	376.22	1
	41	[Component] Special training grant (UBS) - Unemployed	226.58	226.58	-	-	-
	49	Preparatory Training Courses	175.58	106.64	-	68.93	-
	50	Employment Training	455.96	227.66	-	228.31	-
2.2	3	International practice scholarship	3.03	2.70	:	:	0.32
Total category 2 - Training		1,461.68	744.02	18.58	698.75	0.32	
Total category 2 - Training (excl. sub-category 2.4)		1,461.68	744.02	18.58	698.75	0.32	3
3 - Job rotation and job sharing							
3.1	41	[Component] Special training grant (UBS) - Employees with replacement	58.13	58.13	-	-	-
Total category 3 - Job rotation and job sharing		58.13	58.13	-	-	-	
4 - Employment incentives							
4.1	15	Mobility allowance	20.53	20.53	-	-	4
	7	Municipal youth programme	12.10	-	-	12.10	-
	31	Youth guarantee	37.60	18.80	-	18.80	-
	35	Work Experience	294.32	277.04	17.29	-	-
	36	General recruitment incentive	33.60	-	33.60	-	-
	37	Extended recruitment incentive (for persons enrolled with the PES for 2 years)	78.12	-	78.12	-	-
	44	Special recruitment incentive	13.83	-	13.83	-	-
	45	Extended recruitment incentive (for persons enrolled with the PES for 4 years)	26.04	-	26.04	-	-
Total category 4 - Employment incentives		516.15	316.37	168.88	30.90	-	
5 - Integration of the disabled							
5.1	12	Wage subsidies	588.11	-	588.11	-	-
	38	Supported employment programme (SIUS)	7.46	-	-	7.46	5
	40	Workplace adjustment grants	14.26	2.59	11.67	-	-
	46	Dormant disability pension	n.s.	n.s.	-	-	-
5.2	13	Public sheltered employment (OSA)	70.23	-	70.23	-	-
	21	Samhall	460.50	-	460.50	-	-
Total category 5 - Integration of the disabled		1,140.56	2.59	1,130.51	7.46	-	
6 - Direct job creation							
6.2	10	Temporary public employment for older unemployed (OTA)	7.13	7.02	0.11	-	-
Total category 6 - Direct job creation		7.13	7.02	0.11	-	-	
7 - Start-up incentives							
7	9	Start-up grants	100.27	96.92	-	3.35	-
Total category 7 - Start-up incentives		100.27	96.92	-	3.35	-	

B.3.14 LMP expenditure by measure and by type of action: Sverige, 2001

Euro (millions)


 Category, measure number and name		18.1 Total	18.2 Transfers to individuals	18.3 Transfers to employers	18.4 Transfers to service providers	18.5 Not specified	Notes
8 - Out-of-work income maintenance and support							
8.1	16 [Component] Unemployment insurance and Basic insurance Full-time unemployed	1,660.60	1,660.60	-	-	-	6
8.3	16 [Component] Unemployment insurance and Basic insurance Part-time unemployed	746.07	746.07	-	-	-	6
8.5	30 Wage guarantee	137.87	137.87	-	-	-	
Total category 8 - Out-of-work income maintenance and support		2,544.54	2,544.54	-	-	-	
9 - Early retirement							
9.2	29 Occasional resignation compensation	83.74	83.74	-	-	-	
Total category 9 - Early retirement		83.74	83.74	-	-	-	

Notes

- 1 Transfers to service providers consist of investments made in connection with the measure and salaries.
- 2 Expenditure concerns only training for employed persons at risk of losing their job.
- 3 Data on apprenticeship (category 2.4) are not considered comparable between countries so aggregates on training should be considered excluding this sub-category. Here category 2.4 is not reported so the total for training is unaffected.
- 4 Expenditure includes some payments for travelling to interview, which are normally considered under category 1.
- 5 Expenditure refers only to wage and travel costs for mentors/counsellors. Participants may also receive activity support allowances which are included under measures S-14 and S-35.
- 6 Total expenditure covers benefits for both full and part-time unemployed.


B.3.15 LMP expenditure by measure and by type of action: United Kingdom, 2001

Euro (millions)

 Category, measure number and name		18.1 Total	18.2 Transfers to individuals	18.3 Transfers to employers	18.4 Transfers to service providers	18.5 Not specified	Notes
0 - Public employment services (PES)							
0	9	Job placing - Employment service placing and advisory functions	1,409.45	-	-	1,409.45	-
Total category 0 - Public employment services (PES)		1,409.45	-	-	1,409.45	-	
1 - Intensive counselling and job-search assistance							
1	1	[Component] New Deal for 18-24 - Gateway	180.35	-	-	180.29	0.06 1
	1	[Component] New Deal for 18-24 - Follow-through	-	-	-	-	- 1
	2	[Component] New Deal 25+ - Gateway	261.37	-	-	261.37	- 1,2
	2	[Component] New Deal 25+ - Follow-through	-	-	-	-	- 1,2
	8	Jobseeker's allowance (JSA) - Interviews	-	-	-	-	- 3
	10	New Deal for Partners of Unemployed People (NDPU)	11.71	-	-	11.71	-
	11	New Deal for Lone Parents (NDLP)	67.97	:	:	:	67.97
	14	Travel to interview scheme	1.61*	1.61*	-	-	-
	16	Work trials	0.80*	:	:	:	0.80
	20	Jobfinder/Jobfinder Plus	:	:	:	:	:
	22	Programme centres (plus other jobsearch provision: Jobclub, Jobplan)	29.84	-	-	29.84	- 4
	23	PACTS - Placing assessment and counselling teams	:	:	:	:	:
	37	[Component] New Deal 50+ - Advice and jobsearch support	7.34	-	-	7.34	- 5
Total category 1 - Intensive counselling and job-search assistance		:	:	:	:	:	:
2 - Training							
2.1	1	[Component] New Deal for 18-24 - Education and training option	79.34*	35.71*	-	43.63	- 1
	2	[Component] New Deal 25+ - Full-time education/training option	27.53	-	-	27.53	- 1,2
2.2	2	[Component] New Deal 25+ - Work-based learning for adults	-	-	-	-	- 1,2
2.3	4	Work-based learning for adults (WBLA)	269.92	:	:	:	269.92
2.4	5	Work-based training for young people (WBTYP)	1,323.42	-	-	1,323.42	-
Total category 2 - Training		1,700.22*	35.71*	-	1,394.58	269.92	
Total category 2 - Training (excl. sub-category 2.4)		376.80*	35.71*	-	71.17	269.92	6
3 - Job rotation and job sharing							
Total category 3 - Job rotation and job sharing		-	-	-	-	-	
4 - Employment incentives							
4.1	1	[Component] New Deal for 18-24 - Employment option	56.16	-	56.16	-	- 1
	2	[Component] New Deal 25+ - Employment option	74.42	:	33.61	:	40.81 1,2
	29	Jobfinder's grant	1.61*	1.61*	-	-	-
	37	[Component] New Deal 50+ - Employment credits	132.04	132.04	-	-	- 5
Total category 4 - Employment incentives		264.23*	133.65*	89.78	-	40.81	
5 - Integration of the disabled							
5	24	Employment rehabilitation (Work preparation)	12.01	-	-	12.01	-
5.1	31	Access to work	68.33	:	:	:	68.33
	32	Job introduction scheme (JIS)	1.62	-	1.62	-	-
5.3	12	New Deal for Disabled People (NDDP)	13.49	:	:	:	13.49
Mixed	33	Supported employment (including Remploy)	255.06	-	255.06	-	-
Total category 5 - Integration of the disabled		350.51	-	256.69	12.01	81.82	
6 - Direct job creation							
6.2	1	[Component] New Deal for 18-24 - Voluntary sector & Environment Task Force options	165.65*	40.91*	-	124.74	- 1
Total category 6 - Direct job creation		165.65*	40.91*	-	124.74	-	

B.3.15 LMP expenditure by measure and by type of action: United Kingdom, 2001

Euro (millions)


 Category, measure number and name	18.1 Total	18.2 Transfers to individuals	18.3 Transfers to employers	18.4 Transfers to service providers	18.5 Not specified	Notes
7 - Start-up incentives						
7 36 Youth enterprise initiative (YEI)	9.65	:	:	:	9.65	
Total category 7 - Start-up incentives	9.65	-	-	-	9.65	
8 - Out-of-work income maintenance and support						
8.1 3 Jobseeker's allowance (JSA): payments	6,306.74	6,306.74	-	-	-	
Total category 8 - Out-of-work income maintenance and support	6,306.74	6,306.74	-	-	-	
9 - Early retirement						
9						
Total category 9 - Early retirement	-	-	-	-	-	
Mixed measures						
Mixed 35 Employment zones	152.76	:	:	:	152.76	
Total category - Mixed measures	152.76	-	-	-	152.76	

Notes

- 1 Programme-wide staff costs are included under the Gateway part of the measure.
- 2 Expenditure for the work-based learning option is included under measure UK-4 (WBLA).
- 3 Activity carried out by PES staff. Expenditure included in measure UK-9.
- 4 Data refer to Jobsearch provision only.
- 5 ND50+ expenditure shown in category 4 refers mostly to employment credits but a small amount (<5%) covers other items such as training support.
- 6 Data on apprenticeship (category 2.4) are not considered comparable between countries so aggregates on training should be considered excluding this sub-category.


B.3.16 LMP expenditure by measure and by type of action: Norway, 2001

Euro (millions)

 Category, measure number and name		18.1 Total	18.2 Transfers to individuals	18.3 Transfers to employers	18.4 Transfers to service providers	18.5 Not specified	Notes
0 - Public employment services (PES)							
0	26 Job seekers registered in Public Employment Service (Aetat)	219.92	-	-	219.92	-	
Total category 0 - Public employment services (PES)		219.92	-	-	219.92	-	
1 - Intensive counselling and job-search assistance							
1	4 Job clubs	0.63	0.07	-	0.56	-	
Total category 1 - Intensive counselling and job-search assistance		0.63	0.07	-	0.56	-	
2 - Training							
2.1	7 Labour Market Training (AMO)	110.28	32.96	-	77.32	-	
2.2	8 Traineeship/sponsorship scheme	15.15	13.90	1.24	-	-	
	9 In-house training (BIO)	16.17	-	16.17	-	-	
2.4	10 Apprentices in government agencies	0.12	-	0.12	-	-	
Total category 2 - Training		141.73	46.86	17.54	77.32	-	
Total category 2 - Training (excl. sub-category 2.4)		141.60	46.86	17.42	77.32	-	1
3 - Job rotation and job sharing							
3.1	12 Temporary substitute places	0.12	-	0.12	-	-	
Total category 3 - Job rotation and job sharing		0.12	-	0.12	-	-	
4 - Employment incentives							
4.1	5 Mobility promoting grants	1.57	1.57	-	-	-	
	6 Wage subsidies to employers	17.01	-	17.01	-	-	2
	28 Wage subsidies for the occupationally disabled	30.46	-	30.46	-	-	3
Total category 4 - Employment incentives		49.04	1.57	47.47	-	-	
5 - Integration of the disabled							
5.1	13 In-house rehabilitation (BIA)	9.86	-	9.86	-	-	
	18 Integration subsidies	1.47	-	1.47	-	-	
	19 Supported employment (AB)	20.69	-	-	20.69	-	
	23 Sheltered workshops (AMB phase 1)	24.76	-	24.76	-	-	
5.2	15 Preparatory job training (AFT)	34.69	-	34.69	-	-	
	24 Sheltered workshops (AMB phase 2)	38.92	-	38.92	-	-	
5.3	14 Public sector employment for the occupationally disabled	36.47	-	36.47	-	-	
	16 Job training groups (ATG)	1.40	1.32	0.08	-	-	
	21 Practice in regular places of work	110.69	108.84	1.86	-	-	
	22 Education in regular schools	509.10	506.38	-	2.72	-	
Total category 5 - Integration of the disabled		788.07	616.54	148.12	23.41	-	
6 - Direct job creation							
6.2	11 Temporary public employment (KAJA)	-	-	-	-	-	4
Total category 6 - Direct job creation		-	-	-	-	-	
7 - Start-up incentives							
7	25 Start your own business	5.20*	5.20*	-	-	-	
Total category 7 - Start-up incentives		5.20*	5.20*	-	-	-	
8 - Out-of-work income maintenance and support							
8.1	1 [Component] Unemployment benefits - Unemployment insurance	825.75	825.75	-	-	-	
	17 Special rehabilitation allowance (SPA)	11.89	11.52	0.37	-	-	
	27 Payments for occupational rehabilitation between measures	183.28	183.28	-	-	-	
	29 Waiting benefit	4.63	4.63	-	-	-	
8.5	1 [Component] Unemployment benefits - Bankruptcy compensation	5.19	5.19	-	-	-	
Total category 8 - Out-of-work income maintenance and support		1,030.73	1,030.36	0.37	-	-	

B.3.16 LMP expenditure by measure and by type of action: Norway, 2001

Euro (millions)

 Category, measure number and name	18.1 Total	18.2 Transfers to individuals	18.3 Transfers to employers	18.4 Transfers to service providers	18.5 Not specified	Notes
9 - Early retirement 9						
Total category 9 - Early retirement	-	-	-	-	-	-

Notes


- 1 Data on apprenticeship (category 2.4) are not considered comparable between countries so aggregates on training should be considered excluding this sub-category.
- 2 Prior to 2001 this measure included subsidies for occupationally disabled jobseekers, which are now reported separately in measure NO-28.
- 3 Prior to 2001 this measure was included in measure NO-6. Figures include a small measure called "Fleksibel jobb".
- 4 Measure not applied in 2001.

C PARTICIPANTS

C.1 LMP stocks by type of action

C.1.1 LMP stocks by category, 2001

i. Categories 2-7^{1,2}

		<i>Number of participants</i>																
		B	DK	D	EL	E ³	F	IRL	I	L	NL	A	P	FIN	S	UK ⁴	EU-15	NO
2	Training (excl. sub-category 2.4)	80,466	43,924	559,469	10,533	:	:	23,013	:	:	:	91,089	:	37,241	182,537	19,436	:	10,178
3	Job rotation and job sharing	113,167	-	-	-	9,726	-	-	18	-	157	19	:	9,238	9,597	-	:	16
4	Employment incentives	132,394	37,000	177,693	4,081	1,318,889	624,979	32,089	1,152,650	:	117,569	:	:	16,000	47,388	:	:	3,317
5	Integration of the disabled	27,357	50,078	165,291	2,425	:	:	460	12,267	:	92,765	:	:	10,401	83,688	:	:	36,487
6	Direct job creation	103,553	358	258,780	-	:	494,728	33,363	104,992	230	78,382	4,629	:	12,606	96	9,354	:	-
7	Start-up incentives	508	-	43,146	2,182	:	29,515	3,708	:	:	-	605	111	1,732	6,900	:	:	389
Total categories 2-7		457,445	131,360	1,204,379	19,221	:	:	92,633	:	:	:	:	:	87,218	330,206	:	:	50,387
2.4 Special support for apprenticeship		-	8,053	209,479	15,214	-	373,454	2,575	475,473	:	159,387	6,450	4,776	4,579	-	271,200	1,530,640	-


1 Some of these values may be estimated (or include estimated values) or be subject to relevant comments. Refer to the detailed country tables in section C.3.

2 Data for sub-category 2.4 are considered to be non-comparable between countries and are therefore treated separately (see section A.2).

3 For the first time, data for Spain include participants in measures organised by the autonomous regions. The figures are therefore not directly comparable with those for previous years.

4 Data for the UK exclude participants in Employment Zones (measure UK-35) which includes activities in categories 1, 2 and 6 but where a breakdown by component is not available.

ii. Categories 8-9¹

		<i>Number of participants</i>																
		B	DK	D	EL	E ²	F	IRL	I	L	NL	A	P	FIN	S	UK	EU-15	NO
8	Out-of-work income maintenance and support	540,300	161,358	3,367,886	204,497	1,091,824	2,155,610	130,749	511,596	:	640,554	197,513	:	304,755	320,296	958,350	:	79,309
9	Early retirement	110,863	84,426	50,323	-	:	180,441	12,267	148,395	1,381	-	22,819	57,883	52,715	7,635	-	:	-
Total categories 8-9		651,163	245,784	3,418,209	204,497	:	2,336,051	143,016	659,991	:	640,554	220,332	:	357,470	327,931	958,350	:	79,309


1 Some of these values may be estimated (or include estimated values) or be subject to relevant comments. Refer to the detailed country tables in section C.3.

2 For the first time, data for Spain include participants in measures organised by the autonomous regions. The figures are therefore not directly comparable with those for previous years.

C.1.2 Share of LMP stocks by category, 2001

i. Categories 2-7¹


% total stock in categories 2-7

 eurostat	B	DK	D	EL	E	F	IRL	I	L	NL	A	P	FIN	S	UK	EU-15	NO
2 Training (excl. sub-category 2.4)	17.6	33.4	46.5	54.8	:	:	24.8	:	:	:	:	:	42.7	55.3	:	:	20.2
3 Job rotation and job sharing	24.7	-	-	-	:	:	-	:	:	:	:	:	10.6	2.9	:	:	0.0
4 Employment incentives	28.9	28.2	14.8	21.2	:	:	34.6	:	:	:	:	:	18.3	14.4	:	:	6.6
5 Integration of the disabled	6.0	38.1	13.7	12.6	:	:	0.5	:	:	:	:	:	11.9	25.3	:	:	72.4
6 Direct job creation	22.6	0.3	21.5	-	:	:	36.0	:	:	:	:	:	14.5	0.0	:	:	-
7 Start-up incentives	0.1	-	3.6	11.4	:	:	4.0	:	:	:	:	:	2.0	2.1	:	:	0.8
Total categories 2-7	100.0	100.0	100.0	100.0	:	:	100.0	:	:	:	:	:	100.0	100.0	:	:	100.0

¹ Refer to footnotes to table C.1.1.i for comments on data by category and/or by country.

ii. Categories 8-9¹

% total stock in categories 8-9


 eurostat	B	DK	D	EL	E	F	IRL	I	L	NL	A	P	FIN	S	UK	EU-15	NO
8 Out-of-work income maintenance and support	83.0	65.7	98.5	100.0	:	92.3	91.4	77.5	:	100.0	89.6	:	85.3	97.7	100.0	:	100.0
9 Early retirement	17.0	34.3	1.5	-	:	7.7	8.6	22.5	:	-	10.4	:	14.7	2.3	-	:	-
Total categories 8-9	100.0	100.0	100.0	100.0	:	100.0	100.0	100.0	:	100.0	100.0	:	100.0	100.0	100.0	:	100.0

¹ Refer to footnotes to table C.1.1.ii for comments on data by category and/or by country

C.2 LMP entrants by type of action

C.2.1 LMP entrants by category, 2001

i. Categories 2-7^{1,2}

		<i>Number of participants</i>																
		B	DK	D	EL	E ³	F	IRL	I	L	NL	A	P	FIN	S	UK ⁴	EU-15	NO
2	Training (excl. sub-category 2.4)	:		1,337,137	:	411,803	755,791	:	:	:	:	391,177	26,538	115,650	:	79,128	:	38,803
3	Job rotation and job sharing	:	-	-	-	29,426	-	-	:	-	:	3	33	15,373	:	-	:	30
4	Employment incentives	:	86,709	387,499	:	855,379	569,800	:	:	1,859	:	74,759	:	28,541	134,547	64,226	:	:
5	Integration of the disabled	:	:	153,214	:	51,512	:	:	:	913	5,628	29,964	:	43,504	:	:	:	50,826
6	Direct job creation	:	540	305,913	-	226,983	552,253	44,127	10,215	:	20,857	9,373	31,247	24,697	16	68,900	:	-
7	Start-up incentives	:	-	95,656	:	53,018	40,529	:	:	9	-	1,915	2,541	3,640	10,036	:	:	1,124
Total categories 2-7		:	:	2,279,419	:	1,628,121	:	:	:	:	:	507,191	:	231,405	:	:	:	:
2.4	Special support for apprenticeship	-	:	209,484	:	-	235,516	:	:	1,579	:	5,226	6,118	4,183	-	242,700	:	-


1 Some of these values may be estimated (or include estimated values) or be subject to relevant comments. Refer to the detailed country tables in section C.3.

2 Data for sub-category 2.4 are considered to be non-comparable between countries and are therefore treated separately (see section A.2).

3 For the first time, data for Spain include participants in measures organised by the autonomous regions. The figures are therefore not directly comparable with those for previous years.

4 Data for the UK exclude participants in Employment Zones (measure UK-35) which includes activities in categories 1, 2 and 6 but where a breakdown by component is not available.

ii. Categories 8-9¹

		<i>Number of participants</i>																
		B	DK	D	EL	E ²	F	IRL	I	L	NL	A	P	FIN	S	UK	EU-15	NO
8	Out-of-work income maintenance and support	:	448,283	7,286,931	:	3,177,182	:	237,865	:	13,097	:	:	:	679,941	576,776	2,892,155	:	168,545
9	Early retirement	:	:	40,482	-	8,685	42,890	11,807	2,746	479	-	:	:	14,765	:	-	:	-
Total categories 8-9		:	:	7,327,413	:	3,185,867	:	249,672	:	13,576	:	:	:	694,706	:	2,892,155	:	168,545


1 Some of these values may be estimated (or include estimated values) or be subject to relevant comments. Refer to the detailed country tables in section C.3.

2 For the first time, data for Spain include participants in measures organised by the autonomous regions. The figures are therefore not directly comparable with those for previous years.

C.2.2 Share of LMP entrants by category, 2001

i. Categories 2-7¹


% total stock in categories 2-7

 eurostat	B	DK	D	EL	E	F	IRL	I	L	NL	A	P	FIN	S	UK	EU-15	NO
2 Training (excl. sub-category 2.4)	:	:	58.7	:	25.3	:	:	:	:	:	77.1	:	50.0	:	:	:	:
3 Job rotation and job sharing	:	:	-	:	1.8	:	:	:	:	:	0.0	:	6.6	:	:	:	:
4 Employment incentives	:	:	17.0	:	52.5	:	:	:	:	:	14.7	:	12.3	:	:	:	:
5 Integration of the disabled	:	:	6.7	:	3.2	:	:	:	:	:	5.9	:	18.8	:	:	:	:
6 Direct job creation	:	:	13.4	:	13.9	:	:	:	:	:	1.8	:	10.7	:	:	:	:
7 Start-up incentives	:	:	4.2	:	3.3	:	:	:	:	:	0.4	:	1.6	:	:	:	:
Total categories 2-7	:	:	100.0	:	100.0	:	:	:	:	:	100.0	:	100.0	:	:	:	:

¹ Refer to footnotes to table C.2.1.i for comments on data by category and/or by country.

ii. Categories 8-9¹


% total stock in categories 2-7

 eurostat	B	DK	D	EL	E	F	IRL	I	L	NL	A	P	FIN	S	UK	EU-15	NO
8 Out-of-work income maintenance and support	:	:	99.4	:	99.7	:	95.3	:	96.5	:	:	:	97.9	:	100.0	:	100.0
9 Early retirement	:	:	0.6	:	0.3	:	4.7	:	3.5	:	:	:	2.1	:	-	:	-
Total categories 8-9	:	:	100.0	:	100.0	:	100.0	:	100.0	:	:	:	100.0	:	100.0	:	100.0


¹ Refer to footnotes to table C.2.1.ii for comments on data by category and/or by country.

C.3.1 LMP participants by measure and by type of action: Belgique/België, 2001


Number of participants

 Category, measure number and name	Men and women						Women			Notes		
	Total			Under 25s			Total					
	Stock	Entrants	Exits	Stock	Entrants	Exits	Stock	Entrants	Exits			
0 - Public employment services (PES)												
0 1	Public employment services (Fed, RF, RW, RBC, CG)		469,740	:	:	:	:	:	258,868	:	:	1
Total category 0 - Public employment services (PES)			469,740	:	:	:	:	:	258,868	:	:	
1 - Intensive counselling and job-search assistance												
1 12	Vocational integration (RW, RBC)		21,452	:	:	21,452*	:	:	11,976	:	:	
	25	Active jobsearch workshop (RW, RBC, CG)	12,111*	:	:	:	:	:	6,917*	:	:	2
	30	Regional employment missions (RW)	:	:	:	:	:	:	:	:	:	
	46	Insertion plan for young people (RW)	10,316	:	:	10,316	:	:	4,859	:	:	
	48	Partnership for the reception of jobseekers not registered in ORBEM (RBC)	:	348	:	:	123	:	:	171	:	
	50	Partnership for childcare for jobseekers (RBC)	:	113	113	:	14	14	:	110	110	
	54	Pathway to work (RF)	55,767	:	:	:	:	:	29,208	:	:	
	58	Crèches facilities (RW)	:	525	:	:	:	:	:	:	:	
	60	Restructuring support programme (retraining units) (RW)	:	3,221	:	:	:	:	:	:	:	
Total category 1 - Intensive counselling and job-search assistance			:	:	:	:	:	:	:	:	:	
2 - Training												
2.1 3	Encouraging the unemployed to resume studying (Fed)		12,722	:	:	3,871*	:	:	8,661	:	:	
	40	Vocational training (RF)	17,908	:	:	:	:	:	10,123	:	:	
	41	Vocational training (RW)	8,723	:	:	:	:	:	4,037	:	:	
	42	Vocational training (RBC)	2,333	:	:	:	:	:	1,235	:	:	
	43	Vocational training (Fed)	-	-	-	-	-	-	-	-	-	3
	44	Vocational training (CG)	294	:	:	:	:	:	169	:	:	
2.2 7	Support for the creation, extension and restructuring of enterprises (RW, RBC)		2,629*	:	:	:	:	:	:	:	:	4
	13	Training and integration contract (RW)	3,955	:	:	:	:	:	1,178	:	:	
	29	Tutorial (RBC)	6	26	24	3	20	17	1	7	5	
2.3 8	Alternance training (Fed)		20,603	:	:	20,603*	:	:	6,490	:	:	
	9	Alternance training and springboard projects (CFI)	8,718	:	:	8,718*	:	:	2,614	:	:	
	10	Alternance training (RW)	2,575*	:	:	2,559*	:	:	612*	:	:	4
Total category 2 - Training			80,466*	:	:	:	:	:	:	:	:	
Total category 2 - Training (excl. sub-category 2.4)			80,466*	:	:	:	:	:	:	:	:	5

C.3.1 LMP participants by measure and by type of action: Belgique/België, 2001

 Category, measure number and name			Men and women						Women			Notes
			Total			Under 25s			Total			
			Stock	Entrants	Exits	Stock	Entrants	Exits	Stock	Entrants	Exits	
3 - Job rotation and job sharing												
3.1	32	Promoting reintegration of the unemployed through redistribution of work (RF)	1,173	:	:	:	:	:	951	:	:	
Mixed	15	Career break (Fed, RF)	111,994	:	:	:	:	:	93,289	:	:	
Total category 3 - Job rotation and job sharing			113,167	:	:	:	:	:	94,240	:	:	
4 - Employment incentives												
4	39	Part-time workers receiving income guarantee allowance	38,071	:	:	:	:	:	29,112	:	:	
4.1	16	Recruitment subsidy (RBC)	139	140	120	70	69	66	54	53	54	6
	17	Recruitment of unemployed persons by SMEs in the context of economic expansion (RW, RBC)	602	:	:	:	:	:	295	:	:	
	22	Plan +1, +2, +3 (Fed)	26,084	:	:	:	:	:	11,477	:	:	
	23	Recruitment benefits (Fed)	25,985	:	:	:	:	:	12,655	:	:	
	24	Employment agreements (Fed)	715	:	:	:	:	:	179	:	:	7
	28	Transition-to-work subsidy (RBC)	54	101	96	27	80	77	22	32	35	
	35	Traineeships for young people (Fed)	n.s.	:	:	n.s.	:	:	n.s.	:	:	8
	47	First job agreement (Fed)	40,728	41,358	41,697	32,010	31,927	34,628	17,268	17,840	17,788	
	55	Integration through temp agencies (RBC)	16	20	20	n.s.	1	1	4*	5	5	
	56	Wage-subsidies for integration enterprises (RBC)	-	-	-	-	-	-	-	-	-	9
Total category 4 - Employment incentives			132,394	:	:	:	:	:	71,066*	:	:	
5 - Integration of the disabled												
5	36	Work and rehabilitation for disabled persons (RF, RW, RBC)	27,357	:	:	:	:	:	:	:	:	
5.3	49	Socio-vocational guidance service: social consultations (RBC)	n.r.	657*	:	n.r.	195*	:	n.r.	318*	:	4
Total category 5 - Integration of the disabled			27,357	:	:	:	:	:	:	:	:	
6 - Direct job creation												
6.1	14	Third working circuit (RW, RBC, CG)	11,774	:	:	:	:	:	8,233	:	:	10
	18	Subsidised contractors (Fed, RF, RW, RBC, CG)	70,979	:	:	:	:	:	39,895*	:	:	
	19	Promoting employment in the non-market sector - FBI (Fed, RW, RBC, CG)	1,394	:	:	:	:	:	774	:	:	10
6.2	21	Local employment agencies (Fed)	16,396	:	:	:	:	:	14,679	:	:	
	27	Transition-to-work scheme (RF)	2,884	:	:	485*	:	:	1,614	:	:	
	52	First job agreement in projects of public interest (RBC)	126	:	:	106	:	:	58	:	:	11
Total category 6 - Direct job creation			103,553	:	:	:	:	:	65,253*	:	:	


C.3.1 LMP participants by measure and by type of action: Belgique/België, 2001

 Category, measure number and name				Men and women						Women			Notes
				Total			Under 25s			Total			
				Stock	Entrants	Exits	Stock	Entrants	Exits	Stock	Entrants	Exits	
7 - Start-up incentives													
7	34	Loans for unemployed persons (Fed)	327	:	:	:	:	:	134	:	:	6	
	45	Support for the creation and management of enterprises (RBC)	n.s.	238	238	n.s.	53	51	n.s.	96	96		
	53	SME Creation (RW)	181*	723*	:	:	:	:	:	:	:	4	
Total category 7 - Start-up incentives				508*	:	:	:	:	:	:	:		
8 - Out-of-work income maintenance and support													
8.1	37	[Component] Unemployment benefit (Fed) - Full UB	519,118	:	:	61,590	:	:	280,225	:	:		
8.2	37	[Component] Unemployment benefit (Fed) - Partial UB	21,182	:	:	2,242	:	:	4,913	:	:		
8.5	37	[Component] Unemployment benefit (Fed) - Bankruptcy compensation	n.r.	18,334	18,334	n.r.	:	:	n.r.	:	:		
Total category 8 - Out-of-work income maintenance and support				540,300	:	:	63,832	:	:	285,138	:	:	
9 - Early retirement													
9.1	38	Early retirement by collective agreement (Fed)	110,863	:	:	-	-	-	13,653	:	:	12	
Total category 9 - Early retirement				110,863	:	:	-	-	-	13,653	:	:	


Notes

- 1 Data refer to unemployed jobseekers.
- 2 Since 2000 job-clubs in the Flemish region have been integrated into measure B-54 Pathway to work.
- 3 The number of participants is not known but in any case, all of them would be double-counted with measures B-40 to B-42 and B-44 and would not affect the category total.
- 4 Data refer to 2000.
- 5 Data on apprenticeship (category 2.4) are not considered comparable between countries so aggregates on training should be considered excluding this sub-category. Here sub-category 2.4 is not reported so the total for training is unaffected.
- 6 Stock: end-year figure.
- 7 Measure coming to an end
- 8 This measure will progressively be replaced by B-47 (First job agreement).
- 9 No requests for subsidies were registered in 2001.
- 10 This measure is no longer applicable in the Flemish region but has been introduced this year in the German-speaking Community.
- 11 Stock: total number of participants in the year (i.e. stock from the end of the previous year plus new starts).
- 12 Around 35% of the retirees participating in this measure are replaced by unemployed persons.

C.3.2 LMP participants by measure and by type of action: Danmark, 2001

 Category, measure number and name			Men and women						Women			Notes
			Total			Under 25s			Total			
			Stock	Entrants	Exits	Stock	Entrants	Exits	Stock	Entrants	Exits	
0 - Public employment services (PES)												
0	5	Public employment service	258,914	:	:	:	:	:	:	:		
Total category 0 - Public employment services (PES)			258,914	:	:	:	:	:	:	:		
1 - Intensive counselling and job-search assistance												
1	9	Specially arranged activation	9,333	52,938	51,695	1,975	14,678	14,116	4,503	21,058	20,398	
	17	Educational and vocational guidance	3,150	:	:	:	:	:	:	:	:	1
Total category 1 - Intensive counselling and job-search assistance			12,483	:	:	:	:	:	:	:	:	
2 - Training												
2.1	8	Education and training	39,877	115,781	112,047	3,261	9,352	8,883	25,578	68,439	66,747	
	16	Training leave from unemployment	1	9	12	-	-	-	1	4	7	
	19	Adult and supplementary training	135	145	196	-	-	-	87	91	121	
	33	Education of immigrants	3,798	:	:	:	:	:	:	:	:	
2.2	27	Labour trainee	113	1,792	1,788	6	106	105	60	942	938	
2.4	31	Adult apprenticeship support	8,053	3,241	4,877	2	-	1	2,649	1,333	1,801	
Total category 2 - Training			51,977	:	:	:	:	:	:	:	:	
Total category 2 - Training (excl. sub-category 2.4)			43,924	:	:	:	:	:	:	:	:	2
3 - Job rotation and job sharing												
3			-	-	-	-	-	-	-	-	-	
Total category 3 - Job rotation and job sharing			-	-	-	-	-	-	-	-	-	
4 - Employment incentives												
4.1	6	Job training	17,645	34,835	34,591	1,407	3,863	3,565	10,080	19,349	19,337	
	7	Individual job training	17,661	49,777	49,155	4,666	17,547	17,012	8,454	22,129	21,832	
	26	Servicejobs	1,694	2,097	446	-	-	-	1,121	1,381	305	
Total category 4 - Employment incentives			37,000	86,709	84,192	6,073	21,410	20,577	19,655	42,859	41,474	
5 - Integration of the disabled												
5	30	Support of disabled	n.s.	n.s.	n.s.	n.s.	n.s.	n.s.	n.s.	n.s.	n.s.	
5.2	21	Flex jobs	13,000*	:	:	:	:	:	:	:	:	
	22	Light jobs	5,600*	:	:	-	:	:	:	:	:	
5.3	20	Rehabilitation	23,683	:	:	:	:	:	:	:	:	
	28	Pre-rehabilitation	7,316	:	:	:	:	:	:	:	:	
	29	Unemployment allowance	479	:	:	:	:	:	:	:	:	
Total category 5 - Integration of the disabled			50,078*	:	:	:	:	:	:	:	:	

C.3.2 LMP participants by measure and by type of action: Danmark, 2001

 Category, measure number and name				Men and women						Women			Notes
				Total			Under 25s			Total			
				Stock	Entrants	Exits	Stock	Entrants	Exits	Stock	Entrants	Exits	
6 - Direct job creation													
6.2	11	Pool jobs	74	7	199	1	-	2	47	3	128		
	10	Voluntary unpaid activities	284	533	572	43	106	118	135	246	262		
Total category 6 - Direct job creation				358	540	771	44	106	120	182	249	390	
7 - Start-up incentives													
7	12	Enterprise allowance (insured unemployed)	-	-	-	-	-	-	-	-	-		
	13	Enterprise allowance (social assistance recipients)	-	-	-	-	-	-	-	-	-		
Total category 7 - Start-up incentives				-	-	-	-	-	-	-	-	-	
8 - Out-of-work income maintenance and support													
8.1	2	Social assistance (unemployment)	17,405	61,596	59,717	4,697	26,022	24,633	8,211	28,408	27,697		
8.5	25	Wage earners guarantee fund	n.r.	15,111	15,111	:	:	:	:	:	:		
Mixed	1	Unemployment Insurance	143,953	371,576	367,436	7,164	29,844	26,693	82,822	194,967	195,223		
Total category 8 - Out-of-work income maintenance and support				161,358	448,283	442,264	:	:	:	:	:	:	
9 - Early retirement													
9.2	3	Transitional allowance	20,326	126	5,066	-	-	-	14,087	59	3,387		
	24	Early retirement pay, from unemployment	64,100*	:	:	-	-	-	:	:	:		
	32	Flex allowance	n.s.	:	:	-	-	-	n.s.	:	:		
Total category 9 - Early retirement				84,426*	:	:	-	-	-	:	:	:	


Notes

1 Figures not to be compared with data for 2000 or earlier.


2 Data on apprenticeship (category 2.4) are not considered comparable between countries so aggregates on training should be considered excluding this sub-category.

C.3.3 LMP participants by measure and by type of action: Deutschland, 2001


Number of participants

 Category, measure number and name	Men and women						Women			Notes
	Total			Under 25s			Total			
	Stock	Entrants	Exits	Stock	Entrants	Exits	Stock	Entrants	Exits	
0 - Public employment services (PES)										
0 5 Job placement	n.r.	n.r.	3,229,060	n.r.	n.r.	:	n.r.	n.r.	:	1
33 Apprenticeship placement	20,462	737,797	717,335	20,063	722,671	702,608	9,953	356,951	346,998	2
Total category 0 - Public employment services (PES)	20,462	737,797	3,946,395	20,063	722,671	:	9,953	356,951	:	
1 - Intensive counselling and job-search assistance										
1 27 Independent measures	66,471	511,874	494,609	18,246	106,683	97,374	29,881	236,681	230,830	3
28 Involvement of third parties in the placement of unemployment-assistance recipients	n.r.	2,926	2,926	n.r.	n.s.	n.s.	n.r.	n.s.	n.s.	4
35 Counselling and placement assistance	n.r.	742,069	742,069	n.r.	274,174	274,174	n.r.	359,050	359,050	
38 [Component] Immediate Action Programme against youth unemployment - Occupation accompanying assistance, social services	3,623	22,835	23,596	3,558	22,835	23,354	1,466	8,712	9,341	
Total category 1 - Intensive counselling and job-search assistance	70,094	1,279,704	1,263,200	21,804	403,692	394,902	31,347	604,443	599,221	
2 - Training										
2.1 6 Measures to improve prospects of integration - training measures	51,266	565,132	524,304	8,118	105,238	94,970	25,346	254,211	237,089	
11 Support for vocational preparation training measures for young people	93,285	154,192	146,598	89,656	150,049	141,316	38,204	62,686	60,030	
12 Support for further vocational training	344,816	449,622	444,657	34,542	53,996	42,629	179,038	218,244	221,051	
20 Subsidies towards measures included in social plans	n.s.	7,426	n.s.	n.s.	n.s.	n.s.	n.s.	n.s.	n.s.	
26 Language tuition for new resettlers, persons having right of asylum and quota refugees	24,861	54,655	49,753	4,492	10,309	8,912	12,645	27,687	25,564	
31 ESF Federal programme	29,859	47,070	42,223	3,447	5,795	5,071	16,493	24,857	22,664	
38 [Component] Immediate Action Programme against youth unemployment - Vocational qualification for low qualified youth, to make up for main graduation	11,933	50,683	45,965	11,266	50,683	44,921	5,508	21,819	19,578	
2.3 38 [Component] Immediate Action Programme against youth unemployment - Work and qualification (AQJ)	3,449	8,357	8,332	3,423	8,357	8,271	1,349	3,223	3,284	
2.4 19 Support for vocational training for those with learning difficulties/social disadvantage	128,302	111,290	111,566	124,833	109,282	107,813	40,616	36,693	36,459	
34 Vocational training allowance	63,086	95,197	:	63,086*	95,197*	:	35,078	57,862	:	
38 [Component] Immediate Action Programme against youth unemployment - Apprenticeship in non-operational training institutions	18,091	2,997	6,429	17,134	2,997	6,168	9,244	1,545	3,495	
Total category 2 - Training	768,948	1,546,621	:	359,997*	591,903*	:	363,521	708,827	:	
Total category 2 - Training (excl. sub-category 2.4)	559,469	1,337,137	:	154,944	384,427	:	278,583	612,727	:	5

C.3.3 LMP participants by measure and by type of action: Deutschland, 2001

 Category, measure number and name			Men and women						Women			Notes
			Total			Under 25s			Total			
			Stock	Entrants	Exits	Stock	Entrants	Exits	Stock	Entrants	Exits	
3 - Job rotation and job sharing												
3												
Total category 3 - Job rotation and job sharing			-	-	-	-	-	-	-	-	-	
4 - Employment incentives												
4.1	7	Mobility allowances	n.r.	141,981	141,981	n.r.	33,481*	33,481*	n.r.	51,334	51,334	
	8	Employee allowance	441*	5,119	5,119*	n.s.	:	:	248*	2,731	2,731*	
	16	Recruitment subsidy for new businesses	11,119	13,517	14,308	705	912	979	4,041	4,758	5,280	
	17	Integration contract	51	332	397	5	32	35	11	137	159	
	18	Integration subsidies	100,101	129,035	130,463	3,364	7,356	8,507	43,980	55,803	55,684	
	25	Employment assistance scheme for long-term unemployed	33,496	50,003	40,971	468	985	718	14,987	21,838	17,825	
	38	[Component] Immediate Action Programme against youth unemployment - Wage-cost subsidies, mobility allowances	32,485	47,512	41,488	29,118	47,512	36,202	13,317	18,023	15,674	
Total category 4 - Employment incentives			177,693*	387,499	374,727*	33,660	:	:	76,584*	154,624	148,687*	
5 - Integration of the disabled												
5.1	23	Incentives for the recruitment and employment of the severely disabled	29,974	17,441	11,140*	3,680*	2,541	968*	10,436	6,378	3,573*	
5.3	13	Promoting integration of the disabled into working life	135,317	135,773	126,140	94,838	79,909	69,619	48,985	47,602	44,105	
Total category 5 - Integration of the disabled			165,291	153,214	137,280*	98,518*	82,450	70,587*	59,421	53,980	47,678*	
6 - Direct job creation												
6.2	21	Support for job-creation measures (ABMs)	166,644	192,037	244,734	15,031	23,281	24,523	83,021	87,257	117,634	
	22	Support for structural adjustment measures	76,466	81,319	90,175	4,730	6,183	7,036	37,139	34,987	41,257	
	38	[Component] Immediate Action Programme against youth unemployment - Qualifying job-creation measures	15,670	32,557	24,260	14,881	32,557	22,645	5,115	9,687	7,366	
Total category 6 - Direct job creation			258,780	305,913	359,169	34,642	62,021	54,204	125,275	131,931	166,257	
7 - Start-up incentives												
7	9	Bridging allowance	43,146	95,656	90,788	2,590	6,650	5,213	12,493	27,624	26,146	
Total category 7 - Start-up incentives			43,146	95,656	90,788	2,590	6,650	5,213	12,493	27,624	26,146	

C.3.3 LMP participants by measure and by type of action: Deutschland, 2001


 Category, measure number and name				Men and women						Women			Notes
				Total			Under 25s			Total			
				Stock	Entrants	Exits	Stock	Entrants	Exits	Stock	Entrants	Exits	
8 - Out-of-work income maintenance and support													
8.1	1	Unemployment benefit	1,724,378	4,162,870	4,070,557	222,619	541,715*	481,820*	730,663	1,648,887	1,614,424		
	3	Unemployment assistance	1,477,471	1,681,724	1,518,647	69,628	80,099*	72,247*	633,085	659,710	601,826		
	29	Integration assistance for new resettlers, persons having right of asylum and quota refugees	21,100	68,181	68,181*	4,387	14,173*	14,173*	10,551	34,165	34,165*		
8.2	14	Short-time working allowance	122,942	552,526*	:	:	:	:	26,765	:	:		
	15	Promotion of year-round employment in construction	21,830*	545,762	545,762*	:	:	:	n.s.	n.s.	n.s.	6	
8.3	2	Part-time unemployment benefit	165	598	565	4	16*	7*	123	447	417		
8.5	4	Bankruptcy compensation payment	n.r.	275,270	275,270	n.r.	:	:	n.r.	:	:		
Total category 8 - Out-of-work income maintenance and support			3,367,886*	7,286,931*	:	:	:	:	1,401,187	:	:		
9 - Early retirement													
9.1	24	Support of part-time employment for older employees	50,323	40,482	:	-	-	-	13,446	:	:		
Total category 9 - Early retirement			50,323	40,482	:	-	-	-	13,446	:	:		

Notes


- 1 Exits: placements into work and other measures.
- 2 Reporting period 01/10/2000 - 30/09/2001. Stock data refer to the year end (30/09/2001).
- 3 Entrants are understated by 40.995 youths not yet included in the statistics, stocks are correspondingly affected.
- 4 Entrants and exits: data refer to successfully placed clients only.
- 5 Data on apprenticeship (category 2.4) are not considered comparable between countries so aggregates on training should be considered excluding this sub-category.
- 6 Entrants: approved applications for bad weather allowance only (i.e. excluding applications for additional winter allowance and winter cost increase allowance). Stocks: estimated monthly average during the promoted winter period (1.11.00 - 31.03.01).

C.3.4 LMP participants by measure and by type of action: Ellada, 2001


Number of participants

 Category, measure number and name	Men and women						Women			Notes
	Total			Under 25s			Total			
	Stock	Entrants	Exits	Stock	Entrants	Exits	Stock	Entrants	Exits	
0 - Public employment services (PES)										
0 31 Counselling - Vocational guidance	:	:	:	:	:	:	:	:	:	
32 Placement by the public employment services (OAED employment agencies)	:	:	:	:	:	:	:	:	:	
62 Development of structures of supporting services in issues of gender equality (K.E.TH.I.)	:	:	:	:	:	:	:	:	:	
Total category 0 - Public employment services (PES)	:	:	:	:	:	:	:	:	:	
1 - Intensive counselling and job-search assistance										
1										
Total category 1 - Intensive counselling and job-search assistance	-	-	-	-	-	-	-	-	-	
2 - Training										
2.1 8 Continuous vocational training programs for the unemployed (OAED)	2,958*	:	:	:	:	:	:	:	:	1
33 Continuous vocational training programs for the unemployed (Ministry of Labour - KEK)	904*	:	3,617	465*	:	1,862	481*	:	1,923	1,2
37 Training for unemployed seamen (Ministry of Merchant Marine)	6,671*	:	:	1,040*	:	:	130*	:	:	1
2.4 6 Programs of alternating education (Apprenticeship)	15,214*	:	:	15,214*	:	:	3,718*	:	:	1,3
Total category 2 - Training	25,747*	:	:	:	:	:	:	:	:	
Total category 2 - Training (excl. sub-category 2.4)	10,533*	:	:	:	:	:	:	:	:	4
3 - Job rotation and job sharing										
3										
Total category 3 - Job rotation and job sharing	-	-	-	-	-	-	-	-	-	
4 - Employment incentives										
4.1 9 Programme New Jobs for the unemployed	-	-	-	-	-	-	-	-	-	5
51 The "stage" programme for unemployed graduates	1,153*	:	:	971*	:	:	994*	:	:	1
60 [Component] Programmes New Jobs and New Entrepreneurs - Operational prog "Combating labour market exclusion" -	883*	:	:	139*	:	:	673*	:	:	1
63 Programme New Jobs for the unemployed (L.A.E.K.) in 13 prefectures	2,045*	:	:	989*	:	:	1,192*	:	:	1,6
Total category 4 - Employment incentives	4,081*	:	:	2,099*	:	:	2,859*	:	:	

C.3.4 LMP participants by measure and by type of action: Ellada, 2001

 Category, measure number and name			Men and women						Women			Notes
			Total			Under 25s			Total			
			Stock	Entrants	Exits	Stock	Entrants	Exits	Stock	Entrants	Exits	
5 - Integration of the disabled												
5.1	45	Employment subsidies for special social groups (New Jobs, and New Entrepreneurs)	2,201*	:	:	660*	:	:	880*	:	:	1
5.3	1	Training programs for people with special needs in three vocational training centres of OAED	224*	:	:	134*	:	:	134*	:	:	1
	42	Combating exclusion from the labour market for specific social groups with reduced mobility etc	n.s.	:	:	n.s.	:	:	n.s.	:	:	7
Total category 5 - Integration of the disabled			2,425*	:	:	794*	:	:	1,014*	:	:	
6 - Direct job creation												
6												
Total category 6 - Direct job creation			-	-	-	-	-	-	-	-	-	
7 - Start-up incentives												
7	10	Promotion of self-employment for new entrepreneurs	2,021*	:	:	413*	:	:	1,610*	:	:	1
	60	[Component] Programmes New Jobs and New Entrepreneurs - Operational prog "Combating labour market exclusion" -	161*	:	:	25*	:	:	123*	:	:	1
Total category 7 - Start-up incentives			2,182*	:	:	438*	:	:	1,733*	:	:	
8 - Out-of-work income maintenance and support												
8.1	22	Unemployment benefit	113,078	259,003	:	:	:	:	65,585*	:	:	
	23	Special unemployment assistance for those exceeding the unemployment benefit period	-	-	-	-	-	-	-	-	-	8
	24	Special assistance provided after the completion of three months as a registered unemployed	2,553*	:	:	:	:	:	:	:	:	1,8
	27	National System of Protection from Unemployment - ESPA (Benefit for young unemployed)	571*	:	:	:	:	:	:	:	:	1
	28	Special assistance for ex offenders	242*	:	:	:	:	:	:	:	:	1
	29	Special assistance for former political refugees and repatriated	3,053*	:	:	:	:	:	:	:	:	1
8.2	58	Special seasonal assistance	85,000*	:	:	:	:	:	:	:	:	1
Total category 8 - Out-of-work income maintenance and support			204,497*	:	:	:	:	:	:	:	:	


C.3.4 LMP participants by measure and by type of action: Ellada, 2001

 Category, measure number and name	Men and women						Women			Notes
	Total			Under 25s			Total			
	Stock	Entrants	Exits	Stock	Entrants	Exits	Stock	Entrants	Exits	
9 - Early retirement										
9										
Total category 9 - Early retirement	-	-	-	-	-	-	-	-	-	


- Notes
- 1 Stocks: estimated from observations of the total number of beneficiaries in the year and the duration of the measure. Total number of beneficiaries in the year - EL-8: 8,030; EL-33: 3,617; EL-37: 22,374; EL-6: 20,285; EL-51: 2,410; EL-60 (Cat.4): 1,249; EL-63: 3,408; EL-1: 299; EL-45: 2,935; EL-10: 3,233; EL-60 (Cat.7): 336; EL-24: 5,105; EL-27: 1,940; EL-28: 1,210; EL-29: 6,106; EL-58: 170,000.
 - 2 In 2001 only a few of the actions within this measure took place (those linking continuous vocational training and employment).
 - 3 Data refer to 2000.
 - 4 Data on apprenticeship (category 2.4) are not considered comparable between countries so aggregates on training should be considered excluding this sub-category.
 - 5 Measure not applied in 2001.
 - 6 Measure started only at the end of 2001.
 - 7 The majority of programmes were completed in 1999 and 2000 and only a small proportion carried over into 2001.
 - 8 Participants for EL-23 are included in measure EL-24.

C.3.5 LMP participants by measure and by type of action: España, 2001


Number of participants

 Category, measure number and name	Men and women						Women			Notes
	Total			Under 25s			Total			
	Stock	Entrants	Exits	Stock	Entrants	Exits	Stock	Entrants	Exits	
0 - Public employment services (PES)										
0										
Total category 0 - Public employment services (PES)	-	-	-	-	-	-	-	-	-	
1 - Intensive counselling and job-search assistance										
1 28 Managing placement, vocational guidance and retraining	:	409,821	:	:	120,759	:	:	271,038	:	
48 Managing placement, vocational guidance and retraining (regions)	:	51,901	:	:	15,531	:	:	31,205	:	1
Total category 1 - Intensive counselling and job-search assistance	:	461,722	:	:	136,290	:	:	302,243	:	
2 - Training										
2.1 8 National plan for vocational training and integration (Plan FIP)	9,889	359,588	357,109	3,860	140,359	140,500	6,069	220,681	218,975	
35 National plan for vocational training and integration (Plan FIP, regions)	:	26,961	26,961	:	7,109	7,109	:	13,332	13,332	1
2.3 9 Scheme for workshop schools and youth training centres (ET y CO)	27,028	23,603	25,732	27,028	23,603	25,732	10,134	8,248	9,261	
49 Scheme for workshop schools and youth training centres (ET y CO, regions)	:	1,651	1,651	:	722	722	:	1,003	1,003	1
Total category 2 - Training	:	411,803	411,453	:	171,793	174,063	:	243,264	242,571	
Total category 2 - Training (excl. sub-category 2.4)	:	411,803	411,453	:	171,793	174,063	:	243,264	242,571	2
3 - Job rotation and job sharing										
3.1 17 Temporary work to replace maternity leavers, adoption, etc.	9,699*	29,097	:	3,506*	10,519	:	8,438*	25,315	:	
41 Temporary work to replace maternity leavers, adoption, etc. (regions)	27	329	:	11	132	:	19	238	:	1
Total category 3 - Job rotation and job sharing	9,726*	29,426	:	3,517*	10,651	:	8,457*	25,553	:	

C.3.5 LMP participants by measure and by type of action: España, 2001

 Category, measure number and name			Men and women						Women			Notes
			Total			Under 25s			Total			
			Stock	Entrants	Exits	Stock	Entrants	Exits	Stock	Entrants	Exits	
4 - Employment incentives												
4.1	11	Open ended employment contracts for the unemployed	486,146*	179,902	327,007*	227,332*	74,632	152,915*	222,979*	114,863	149,987*	3
	12	Open ended employment contracts for persons aged over 45	216,517*	73,676	49,905*	-	-	-	53,792*	20,433	12,398*	3
	15	Conversion of apprenticeship, training and substitution contracts into permanent contracts	600,403*	472,600	451,999*	167,539*	143,407	126,128*	236,498*	191,625	178,042*	3
	29	Support for domestic migration	n.r.	80,000	:	n.r.	:	:	n.r.	:	:	
	32	Active jobseeker's back-to-work allowance	7,752	17,943	14,013	-	-	-	4,601	12,082	7,523	
	36	Open ended employment contracts for the unemployed (regions)	4,207	19,344	:	1,471	8,202	:	1,990	8,273	:	1
	37	Open ended employment contracts for persons aged over 45 (regions)	668	3,248	:	-	-	-	323	987	:	1
	39	Conversion of apprenticeship, training and substitution contracts into permanent contracts (regions)	3,196	8,666	:	975	2,478	:	1,243	2,969	:	1
Total category 4 - Employment incentives			1,318,889*	855,379	:	397,317*	:	:	521,426*	:	:	
5 - Integration of the disabled												
5.1	13	Open ended employment contracts for the disabled	23,328*	12,138	14,423*	2,844*	1,491	1,758*	6,136*	3,267	3,794*	3
	16	Temporary contracts for the disabled	9,101*	6,001	4,998*	1,694*	992	930*	2,146*	1,488	1,179*	3
	25	Integration of the disabled through self-employment	n.r.	260	:	n.r.	30	:	n.r.	87	:	
	38	Open ended employment contracts for the disabled (regions)	4	69	:	1	10	:	-	25	:	1
	40	Temporary contracts for the disabled (regions)	13	150	:	3	28	:	7	48	:	1
	46	Integration of the disabled through self-employment (regions)	:	25	:	:	7	:	:	13	:	1
5.2	3	Financial support for special employment centres	28,463	30,833	14,550	5,628*	6,096	:	11,207*	12,139	:	
	34	Financial support for special employment centres (regions)	:	1,625	1,625	:	311	:	:	586	:	1
5.3	14	Training contracts for the disabled	1,146*	411	915*	667*	251	532*	257*	72	205*	3
Total category 5 - Integration of the disabled			:	51,512	:	:	9,216	:	:	17,725	:	
6 - Direct job creation												
6.2	18	INEM-Public administration accords	:	56,632	:	:	9,950	:	:	24,793	:	
	19	Promotion of agricultural employment in Andalucía, Extremadura and under-developed rural areas	:	159,666	:	:	18,633	:	:	76,943	:	
	31	Employment workshops	9,320	10,685	8,229	-	-	-	5,995	6,884	5,139	
Total category 6 - Direct job creation			:	226,983	:	:	28,583	:	:	108,620	:	


C.3.5 LMP participants by measure and by type of action: España, 2001

 Category, measure number and name				Men and women						Women			Notes
				Total			Under 25s			Total			
				Stock	Entrants	Exits	Stock	Entrants	Exits	Stock	Entrants	Exits	
7 - Start-up incentives													
7	20	Capitalisation of unemployment benefits	:	11,950	11,950	:	957	957	:	2,283	2,283		
	21	Promotion of self-employment	:	16,097	16,097	:	4,530	4,530	:	7,978	7,978		
	22	Financial aid for the integration of returning emigrants	:	102	102	:	-	-	:	27	27		
	23	Promotion of employment in co-operatives	:	3,358	3,358	:	605	605	:	1,141	1,141		
	24	Promotion of local employment initiatives	:	6,525	6,525	:	1,174	1,174	:	3,084	3,084		
	43	Promotion of self-employment (regions)		1,939	7,864	7,864	314	1,285	1,285	1,028	3,959	3,959	1
	44	Promotion of employment in co-operatives (regions)		1,456	3,671	3,427	316	870	829	783	1,482	1,423	1
	45	Promotion of local employment initiatives (regions)		409	3,451	3,451	89	674	674	192	1,313	1,313	1
Total category 7 - Start-up incentives					53,018	52,774		10,095	10,054		21,267	21,208	
8 - Out-of-work income maintenance and support													
8.1	5	Contributory unemployment benefit		499,388	1,834,801	1,780,689	51,520	267,766	258,288	227,360	831,451	802,848	
	6	Unemployment assistance		357,072	836,650	847,512	22,823	89,016	89,886	172,748	461,354	458,680	
	7	Assistance for unemployed casual agricultural workers		233,495	365,154	385,429	20,966	37,013	39,928	134,707	216,118	224,991	
8.2	4	Partial unemployment benefits (contributory)		1,869	84,651	84,185	40	2,483	2,469	602	9,299	9,120	
8.5	30	Bankruptcy compensation		n.r.	55,926	55,926	n.r.	:	:	n.r.	:	:	
Total category 8 - Out-of-work income maintenance and support					1,091,824	3,177,182	3,153,741	95,349	:	:	535,417	:	:
9 - Early retirement													
9.1	26	Early retirement with substitution by another worker		:	2,194	:	-	-	-	:	595	:	4
	27	Replacement contracts		:	4,112	:	-	-	-	:	1,050	:	4
	47	Early retirement with substitution by another worker (regions)		:	8	:	-	-	-	:	5	:	5
9.2	1	Employment promotion funds (early retirement)			346	-	336	-	-	-	3	-	3
	2	Early retirement allowance			2,359	2,359	2,359	-	-	-	88	88	88
	33	Early retirement allowance (regions)			12	12	12	-	-	-	2	2	2
Total category 9 - Early retirement					8,685	:	-	-	-	:	1,740	:	:


Notes

- 1 Data from Cantabria, Castilla-La Mancha, Galicia, Madrid and La Rioja are missing.
- 2 Data on apprenticeship (category 2.4) are not considered comparable between countries so aggregates on training should be considered excluding this sub-category. Here sub-category 2.4 is not reported so the total for training is unaffected.
- 3 Stocks and exits estimated from observations of entrants and total number of beneficiaries in the year (E-11: 739,600; E-12: 278,308; E-13: 36,609; E-14: 1,809; E-15: 1,102,555; E-16: 14,600).
- 4 Data refer to the retirees, who are the persons benefitting directly from the expenditure (early retirement allowances). All retirees are replaced by a registered unemployed person and details (sex/age) of these replacements are available.
- 5 Measure applied only in Valencia and Castilla-León.
- 6 Measure coming to an end. No new entrants were accepted in 2001.
- 7 Measure applied only in Andalusia.


C.3.6 LMP participants by measure and by type of action: France, 2001

 Category, measure number and name				Men and women						Women			Notes
				Total			Under 25s			Total			
				Stock	Entrants	Exits	Stock	Entrants	Exits	Stock	Entrants	Exits	
0 - Public employment services (PES)													
0	42	National employment agency (ANPE)	2,125,215	4,104,057	3,903,862	356,693	:	:	1,082,795	:	:		
	43	Managerial employment agency (APEC)	:	58,927	:	:	:	:	:	:	:	1	
	44	Local centres, permanent reception, information and advisory services (PAIO)	900,000*	370,000*	:	353,000*	:	:	477,500*	195,000*	:	1	
0Adj	-	Adjustment for double counting	-900,000	-428,927	-	-353,000	-	-	-477,500	-195,000	-	2	
Total category 0 - Public employment services (PES)			2,125,215	4,104,057	3,903,862	356,693	:	:	1,082,795	:	:		
1 - Intensive counselling and job-search assistance													
1	19	[Component] Retraining agreements - vocational guidance	19,878	46,388	65,438	318	863	1,090	10,726	24,865	34,949	3,4	
	45	Retraining units	:	10,076*	10,076	:	297*	297	:	5,007*	5,007		
	53	Personalised services of ANPE	:	426,380	:	:	:	:	:	269,703	:		
	54	Job search workshops (ANPE)	:	402,460	:	:	:	:	:	262,781	:		
	55	Appraisal services of ANPE	:	108,010	:	:	20,919	:	:	63,863	:		
	56	Support services of ANPE	:	25,950	:	:	3,944	:	:	13,603	:		
	57	Guidance and monitoring services of AFPA	:	463,881	:	:	119,739	:	:	286,391	:		
	58	Pathway to jobs (TRACE)	69,400	52,700	46,600	:	51,400	:	:	27,300	:		
Total category 1 - Intensive counselling and job-search assistance			:	1,535,845*	:	:	:	:	:	953,513*	:		
2 - Training													
2	17	Training allowance - unemployment insurance system (AFR)	69,332	6,714	40,938	:	1,879	10,481	:	3,314	20,819	5	
	18	Training allowance - public system	:	:	:	:	:	:	:	:	:	6	
	19	[Component] Retraining agreements - training allowance	19,878	46,388	65,438	318	863	1,090	10,726	24,865	34,949	3,4	
	63	Back to work training-allowance (AREF)	5,603	8,993	5,411	869	3,657	1,598	3,238	4,359	2,934	3,5	
2.1	10	Courses offered by the Association for Adult Vocational Training (AFPA)	27,368	78,166	77,622	7,546	21,483	21,163	8,259	26,935	26,390	7	
	11	Courses for specific groups (IRILL)	3,875*	27,000*	:	:	:	:	:	:	:		
	13	Adult training courses organised by the regions	:	157,161	:	-	-	-	:	88,183	:		
	14	Courses for admission to enterprises	2,943*	18,147	18,088*	939*	5,789	:	1,352*	8,338	:		
	15	Individual training-for-employment and integration courses (SIFE)	2,877*	25,727	23,901*	146*	1,302	:	1,534*	13,718	:		
	16	Group training-for-employment and integration courses (SIFE)	26,706*	113,016	98,219*	844*	3,575	:	16,447*	69,600	:		
	19	[Component] Retraining agreements - course costs	:	:	:	:	:	:	:	:	:	3,4	
	64	Training support (PARE)	:	54,900*	:	:	:	:	:	:	:	8	
2.2	20	FNE conventions on training and retraining	:	2,092	:	:	:	:	:	:	:		
2.3	9	Courses for young job-seekers (State + regions)	:	233,194	:	:	233,194*	:	:	118,301	:	9	
2.4	22	Exemptions and subsidies for recruitment of apprentices	373,454*	235,516	229,304*	:	233,420*	:	:	70,960	:		
2Adj	-	Adjustment for double counting	-74,935	-15,707	-46,349	-869	-5,536	-12,079	-3,238	-7,673	-23,753	2	
Total category 2 - Training			:	991,307*	:	:	:	:	:	:	:		
Total category 2 - Training (excl. sub-category 2.4)			:	755,791*	:	:	:	:	:	:	:	10	

C.3.6 LMP participants by measure and by type of action: France, 2001

 Category, measure number and name			Men and women						Women			Notes
			Total			Under 25s			Total			
			Stock	Entrants	Exits	Stock	Entrants	Exits	Stock	Entrants	Exits	
3 - Job rotation and job sharing												
3												
Total category 3 - Job rotation and job sharing			-	-	-	-	-	-	-	-	-	
4 - Employment incentives												
4.1	24	Qualification contracts (alternance training)	168,000*	132,257	123,400*	159,672*	125,700	:	80,640*	63,483	:	
	25	Orientation contracts (alternance training)	3,300*	7,739	7,200*	3,278*	7,687	:	1,254*	2,941	:	
	26	Employment-initiative contract (CIE)	234,123*	90,870	130,000*	23,572*	9,149	:	95,656*	37,127	:	
	27	Exemption from social charges for recruitment of a first employee	136,122*	83,385	87,555*	29,043*	17,792	:	47,415*	29,045	:	
	28	Exemption from social charges for recruitment of the 1st to 50th employee in ZRR and ZRU areas	16,160*	15,198	18,443*	4,995*	4,680	:	4,097*	3,874	:	
	32	Degrressive temporary allowance	5,236*	3,249	2,603*	:	35	:	:	1,065	:	
	36	Economic integration enterprises	8,670	11,980	:	2,133*	2,947*	:	3,017*	4,169	:	
	37	Intermediary associations	37,566	168,300	77,586	8,753*	39,214*	:	23,328*	104,514	:	
	60	Adult qualification contracts	8,300*	8,492	6,017*	-	-	-	3,735*	3,821	:	
	61	Integration undertaking providing temporary staff	6,366	46,600	27,680*	2,133*	15,611*	:	1,999	14,632	:	
	65	Degrressive support to employer (PARE)	n.s.	731	n.s.	n.s.	:	n.s.	:	n.s.	8	
4.2	33	Retraining leave	512*	692	:	:	:	:	:	:	:	
	35	Supported transition to part time work	624*	307	725*	:	3	:	:	232	:	
Total category 4 - Employment incentives			624,979*	569,800	:	:	:	:	:	:	:	
5 - Integration of the disabled												
5.1	49	Aid granted by the Association for the vocational integration of the disabled (AGEFIPH)	:	148,824*	:	:	:	:	:	:	:	
5.2	47	Income guarantee for disabled workers (CAT)	90,950*	:	:	:	:	:	:	:	:	
	48	Sheltered workshops for the disabled	18,760*	:	:	:	:	:	:	:	:	
Total category 5 - Integration of the disabled			:	:	:	:	:	:	:	:	:	
6 - Direct job creation												
6.2	39	Community work contract (CES)	156,363	334,673	343,952	26,050	55,757	57,852	100,698	215,529	222,159	
	40	Funded-employment contract (CEC)	132,358	151,819	144,372	6,604	7,576	7,695	82,962	95,160	89,236	
	41	Town employment contract	1,588	1,088	:	:	:	:	:	:	:	
	46	Jobs for young people	204,419	64,673	:	126,616*	40,058	:	115,916*	36,673	:	
Total category 6 - Direct job creation			494,728	552,253	:	:	:	:	:	:	:	


C.3.6 LMP participants by measure and by type of action: France, 2001

 Category, measure number and name		Men and women						Women			Notes	
		Total			Under 25s			Total				
		Stock	Entrants	Exits	Stock	Entrants	Exits	Stock	Entrants	Exits		
7 - Start-up incentives												
7	38	Aid for the unemployed setting-up or rescuing a company	22,853*	36,922	36,022*	:	2,463	:	:	11,741	:	13
	38bis	Consultancy cheque-book for business creation	:	45,747	:	:	3,113*	:	:	14,603*	:	13
	59	Support for new business development	6,662*	3,607	5,107*	:	:	:	:	:	:	
7Adj	-	Adjustment for double counting	:	-45,747	:	:	-3,113	:	:	-14,603	:	2
Total category 7 - Start-up incentives			29,515	40,529	41,129	:	:	:	:	:	:	
8 - Out-of-work income maintenance and support												
8.1	1	Single degressive allowance (Unemployment insurance system)	1,722,892	1,874,158	1,733,515	238,620	472,534	350,560	883,163	908,416	868,783	3,14
	2	Integration allowance (Solidarity system)	34,253	46,061	42,414	10,082	14,451	12,438	9,711	12,710	11,604	3
	3	Specific solidarity allowance (Solidarity system)	394,298	93,961	142,130	97	236	121	194,707	47,077	70,778	3,15
8.2	4	Partial unemployment	4,167*	:	:	:	:	:	:	:	:	
Total category 8 - Out-of-work income maintenance and support			2,155,610*	:	:	:	:	:	:	:	:	
9 - Early retirement												
9	62	Early retirement for special groups of employees (CATS)	4,193	2,439	-	-	-	-	209	141	-	3,16
9.1	8	Job-substitution allowance	79,851	21,354	34,896	-	-	-	33,791	7,532	11,336	3
	34	Phased early retirement	42,405	12,357	11,634	-	-	-	14,621	4,151	3,744	3
9.2	6	FNE special redundancy allowance	53,992	6,740	20,430	-	-	-	13,797	1,921	5,064	3
Total category 9 - Early retirement			180,441	42,890	66,960	-	-	-	62,418	13,745	20,144	


Notes

- 1 Participants are mostly unemployed jobseekers registered with ANPE and counted under measure F-42.
- 2 Adjustment to eliminate double counting where the same person benefits from more than one measure at the same time. See notes for individual measures in the category for details.
- 3 Stock: average of two year-end figures.
- 4 Participants reported in category 1 are the same as in category 2 and should not be added together. This measure ended when the new unemployment insurance agreement came into force on 1 July 2001.
- 5 Beneficiaries of training allowances are already counted in measures F-9 to F-16 (for F17) and F-64 (for F-63). The AREF (F-63) came into force on 1 July 2001 and replaces the AFR (F-17).
- 6 Beneficiaries of training allowances are already counted in measures F-11 to F-16.
- 7 Stock: end-year figure.
- 8 Measure came into force on 1 July 2001 within the back-to-work support plan (PARE).
- 9 Figures for participants under 25 refer to those under 26.
- 10 Data on apprenticeship (category 2.4) are not considered comparable between countries so aggregates on training should be considered excluding this sub-category.
- 11 Measure coming to an end since the implementation of the 35 hour working week.
- 12 Measure coming to an end. New entrants have finished and only a renewal of contracts is possible.
- 13 Participants in F-38 and F-38bis are the same people. The figures should therefore not be added together.
- 14 Includes the beneficiaries of the ARE (Back-to-work support allowance) which replaces the AUD (Single degressive allowance) since the new unemployment insurance agreement came into force in July 2001.
- 15 Includes the beneficiaries of the special waiting allowance for older unemployed (ASA).
- 16 Measure began in the 2nd semester 2000.

C.3.7 LMP participants by measure and by type of action: Ireland, 2001

 Category, measure number and name		Men and women						Women			Notes	
		Total			Under 25s			Total				
		Stock	Entrants	Exits	Stock	Entrants	Exits	Stock	Entrants	Exits		
0 - Public employment services (PES)												
0	9	Job facilitation service	:	:	:	:	:	:	:	:		
	22	Counselling/guidance	:	121,616	:	:	:	:	:	:	1	
Total category 0 - Public employment services (PES)			:	:	:	:	:	:	:	:		
1 - Intensive counselling and job-search assistance												
1	15	Job clubs	:	8,734	:	:	:	:	5,024	:		
	36	Local employment services	:	:	:	:	:	:	:	:		
Total category 1 - Intensive counselling and job-search assistance			:	:	:	:	:	:	:	:		
2 - Training												
2.1	10	Back to education allowance (BTEA)	4,101	:	:	633	:	:	1,974	:	2	
	35	VTOS (Vocational training opportunities scheme)	5,305	:	3,826	954	:	:	3,519	:	3	
	38	Bridging Foundation	942	3,260	2,740	396	1,254	1,089	603	2,044	1,615	4
2.3	25	Community training	2,659	4,476	3,676	1,094	2,016	1,511	1,737	2,829	2,248	4,5
2.4	34	Youthreach	2,575	1,551	1,660	2,575	1,551	1,660	1,280	751	824	6,7
Mixed	20	Industry training	5,288	11,307	10,706	2,504	5,064	4,754	2,861	5,788	5,559	4,8
	21	Local enterprise	1,446	4,226	2,297	607	1,653	881	701	1,975	1,080	4,8
	24	Re-integration training	3,272	5,743	4,216	2,261	3,617	2,271	1,998	3,583	2,850	4,10
Total category 2 - Training			25,588	:	:	11,024	:	:	14,673	:	:	
Total category 2 - Training (excl. sub-category 2.4)			23,013	:	:	8,449	:	:	13,393	:	:	11
3 - Job rotation and job sharing												
Total category 3 - Job rotation and job sharing			-	-	-	-	-	-	-	-	-	
4 - Employment incentives												
4.1	4	Back to work allowance	28,488	:	:	725	:	:	6,615	:	:	2
	5	PRSI Exemption scheme	2,891*	3,237	:	:	:	:	:	:	:	
	7	Part-time job incentive scheme	407*	340	:	:	:	:	:	:	:	12
	31	Jobstart	138	26	202	21	2	31	72	18	118	4
	32	Workplace	165	832	730	36	183	160	68	346	310	4
Total category 4 - Employment incentives			32,089*	:	:	:	:	:	:	:	:	
5 - Integration of the disabled												
5.1	17	Workplace/equipment grants	n.r.	n.s.	n.s.	n.r.	n.s.	n.s.	n.r.	n.s.	n.s.	
	18	Employment support scheme	460	:	:	:	:	:	138*	:	:	13
Total category 5 - Integration of the disabled			460	:	:	:	:	:	138*	:	:	

C.3.7 LMP participants by measure and by type of action: Ireland, 2001


 Category, measure number and name	Men and women						Women			Notes
	Total			Under 25s			Total			
	Stock	Entrants	Exits	Stock	Entrants	Exits	Stock	Entrants	Exits	
6 - Direct job creation										
6.2 37 Job Initiative	2,789	3,031	2,834	-	-	-	1,218	1,343	1,260	4
23 Community employment scheme	30,574	41,096	43,228	480	829	1,146	16,197	23,164	24,329	4
Total category 6 - Direct job creation	33,363	44,127	46,062	480	829	1,146	17,415	24,507	25,589	
7 - Start-up incentives										
7 3 Back to work enterprise allowance (BWEA)	3,708	:	:	63	:	:	794	:	:	2
Total category 7 - Start-up incentives	3,708	:	:	63	:	:	794	:	:	
8 - Out-of-work income maintenance and support										
8.1 1 Unemployment benefit	58,197	142,863	:	8,184	28,869	:	29,798	68,425	:	
2 Unemployment assistance	72,552	95,002	:	16,446	38,655	:	20,353	32,716	:	
Total category 8 - Out-of-work income maintenance and support	130,749	237,865	:	24,630	67,524	:	50,151	101,141	:	
9 - Early retirement										
9.2 12 Pre-retirement allowance	12,267	11,807	:	-	-	-	3,456*	2,286	:	12
Total category 9 - Early retirement	12,267	11,807	:	-	-	-	3,456*	2,286	:	

Notes

- 1 Data refer to the number of employment service registrations.
- 2 Stock: total number of participants in the year (i.e. stock from the end of the previous year plus new starts).
- 3 Stock: start-year figure.
- 4 Stock: end-year figure.
- 5 Includes Community youth training programme (43% of stock) and Local training initiative (57%).
- 6 Stock: average of two year-end figures.
- 7 Entrants: excludes starts during the year who left before 31 Dec and are therefore understated.
- 8 Includes Specific skills training (74% of stock), Traineeship (19%) and Job training scheme (7%).
- 9 Includes Special training initiatives (97% of stock) and Enterprise training (3%).
- 10 Includes Community training workshops (74% of stock), Return to work (18%) and Linked work experience (8%).
- 11 Data on apprenticeship (category 2.4) are not considered comparable between countries so aggregates on training should be considered excluding this sub-category.
- 12 Entrants: total number of participants in the year (i.e. stock from the end of the previous year plus new starts).
- 13 Data refer to 2000.


C.3.8 LMP participants by measure and by type of action: Italia, 2001

Number of participants


 Category, measure number and name	Men and women						Women			Notes
	Total			Under 25s			Total			
	Stock	Entrants	Exits	Stock	Entrants	Exits	Stock	Entrants	Exits	
0 - Public employment services (PES)										
0 83 Prevention of long-term unemployment (ESF co-financed measures 2000-2006)	:	:	:	:	:	:	:	:	:	:
Total category 0 - Public employment services (PES)	:	:	:	:	:	:	:	:	:	:
1 - Intensive counselling and job-search assistance										
1										
Total category 1 - Intensive counselling and job-search assistance	-	-	-	-	-	-	-	-	-	-
2 - Training										
2 82 Integration and re-integration of long-term unemployed (ESF co-financed measures 2000-2006)	:	:	:	:	:	:	:	:	:	:
84 Integration and re-integration of disadvantaged groups into the labour market (ESF co-financed measures 2000-2006)	:	:	:	:	:	:	:	:	:	:
86 Integration of unemployed women into the labour market (ESF co-financed measures 2000-2006)	:	:	:	:	:	:	:	:	:	:
2.2 24 Training & work contracts	259,211	:	:	101,285	:	:	94,575	:	:	:
2.4 25 Apprenticeship	475,473	:	:	444,501	:	:	210,328	:	:	:
Total category 2 - Training	:	:	:	:	:	:	:	:	:	:
Total category 2 - Training (excl. sub-category 2.4)	:	:	:	:	:	:	:	:	:	1
3 - Job rotation and job sharing										
3.2 8 [Component] Solidarity contracts - Expansive solidarity contracts	18	:	:	n.s.	:	:	18	:	:	:
Total category 3 - Job rotation and job sharing	18	:	:	-	:	:	18	:	:	:

C.3.8 LMP participants by measure and by type of action: Italia, 2001

Number of participants

	Category, measure number and name		Men and women						Women			Notes
			Total			Under 25s			Total			
			Stock	Entrants	Exits	Stock	Entrants	Exits	Stock	Entrants	Exits	
4 - Employment incentives												
4.1	3	[Component] Incentives for hiring those registered in mobility lists - Temporary contracts	39,418	:	:	:	:	:	19,076	:	:	
	3	[Component] Incentives for hiring those registered in mobility lists - Open ended contracts	39,853	:	:	:	:	:	18,101	:	:	
	10	Reintegration contracts	130	:	:	21	:	:	77	:	:	
	32	Reintegration of managers in SMEs	100	:	:	-	:	:	12	:	:	
	35	Incentives for taking on employees in CIGS	1,019	:	:	28	:	:	291	:	:	
	36	Incentives for taking on long-term unemployed	333,742	:	:	72,816	:	:	153,332	:	:	
	51	Total triennial relief	189,207*	:	:	:	:	:	:	:	:	
	52	Total annual relief	1,119*	:	:	:	:	:	:	:	:	
	53	Vocational integration schemes	9,515	:	:	:	:	:	:	:	:	
	54	Vocational and guidance traineeships	n.s.	n.s.	n.s.	n.s.	n.s.	n.s.	n.s.	n.s.	n.s.	
	55	[Component] Subsidies for the reinsertion of ex-LSU - Labour cost subsidies	n.s.	n.s.	n.s.	n.s.	n.s.	n.s.	n.s.	n.s.	n.s.	
	56	Tax relief for SMEs creating jobs in Objective 1 areas	98,180	:	:	:	:	:	:	:	:	
	57	Tax relief for job creation	89,826	:	:	89,826	:	:	:	:	:	2
	59	Conversion of temporary apprenticeship contracts into permanent ones	69,050	:	:	59,396	:	:	33,903	:	:	
	60	Conversion of temporary training & work contracts into permanent ones	17,824	:	:	4,055	:	:	5,819	:	:	
4.2	8	[Component] Solidarity contracts - Defensive solidarity contracts	n.s.	:	:	n.s.	:	:	n.s.	:	:	3
	49	Realignment contracts	4,591	:	:	:	:	:	:	:	:	
	61	Subsidy for firms located in the Mezzogiorno	259,077	:	:	:	:	:	:	:	:	
Total category 4 - Employment incentives			1,152,650*	:	:	:	:	:	:	:	:	
5 - Integration of the disabled												
5.1	67	Exemption from social contributions for disadvantaged workers in social co-operatives	12,267	:	:	1,203	:	:	3,876	:	:	
Total category 5 - Integration of the disabled			12,267	:	:	1,203	:	:	3,876	:	:	
6 - Direct job creation												
6.2	11	Socially useful work (LSU)	104,992	10,215	42,745	946	:	:	50,433	:	:	
Total category 6 - Direct job creation			104,992	10,215	42,745	946	:	:	50,433	:	:	

C.3.8 LMP participants by measure and by type of action: Italia, 2001


 Category, measure number and name				Men and women						Women			Notes
				Total			Under 25s			Total			
				Stock	Entrants	Exits	Stock	Entrants	Exits	Stock	Entrants	Exits	
7 - Start-up incentives													
7	19	Loans for one-person businesses	n.r.	13,599	:	:	n.r.	:	:	n.r.	5,257	:	
	55	[Component] Subsidies for the reinsertion of ex-LSU - Self-employed	-	-	-	-	-	-	-	-	-	-	
	65	Relief for workers under 32 starting their own business	n.r.	:	:	n.r.	:	:	n.r.	:	:	:	
	87	Development of entrepreneurship (ESF co-financed measures 2000-2006)	:	:	:	:	:	:	:	:	:	:	
	85	Support of integration into regular labour market (ESF co-financed measures 2000-2006)	:	:	:	:	:	:	:	:	:	:	
Total category 7 - Start-up incentives				:	:	:	:	:	:	:	:	:	
8 - Out-of-work income maintenance and support													
8.1	3a	Mobility allowance	94,595	:	:	1,009	:	:	33,074	:	:	:	
	71	Ordinary unemployment benefit (outside agriculture)	76,013	:	:	3,567	:	:	41,236	:	:	:	
	72	Ordinary unemployment benefit with reduced requirements (outside agriculture)	95,673	397,720	397,720	7,143	28,190	28,190	58,494	246,589	246,589	4	
	73	Ordinary unemployment benefit in the agricultural sector	34,710	181,210	181,210	2,585	13,067	13,067	21,353	120,433	120,433	4	
	74	Special unemployment benefit in the agricultural sector (66%)	45,477	187,893	187,893	2,707	11,272	11,272	15,123	62,814	62,814	4	
	75	Special unemployment benefit in the agricultural sector (40%)	53,033	218,474	218,474	3,643	15,159	15,159	29,633	122,448	122,448	4	
	76	Unemployment benefit with reduced requirements in the agricultural sector	1,680	7,390	7,390	169	801	801	881	3,879	3,879	4	
	77	Special unemployment benefit in the construction sector	22,897	:	:	492	:	:	398	:	:	:	
8.2	80	Ordinary Wage Compensation Fund	52,365*	:	:	:	:	:	:	:	:	:	
	81	Extraordinary Wage Compensation Fund	35,153*	:	:	:	:	:	:	:	:	:	
Total category 8 - Out-of-work income maintenance and support				511,596*	:	:	:	:	:	:	:	:	
9 - Early retirement													
9.2	16	Early retirement	148,395	2,746	:	-	-	-	34,951	517	:	5	
Total category 9 - Early retirement				148,395	2,746	:	-	-	-	34,951	517	:	

Notes


- 1 Data on apprenticeship (category 2.4) are not considered comparable between countries so aggregates on training should be considered excluding this sub-category.
- 2 Tax credits for employers taking on additional employees can be cumulated with other incentives. It is likely, therefore, that there is some double-counting with other measures in category 4 but the extent of this is unknown.
- 3 Beneficiaries of defensive contracts are registered under measures I-80 and I-81 in category 8.
- 4 Entrants: total number of participants in the year (i.e. stock from the end of the previous year plus new starts).
- 5 Stock: end-year figure.

C.3.9 LMP participants by measure and by type of action: Luxembourg, 2001

Number of participants

 Category, measure number and name	Men and women						Women			Notes	
	Total			Under 25s			Total				
	Stock	Entrants	Exits	Stock	Entrants	Exits	Stock	Entrants	Exits		
0 - Public employment services (PES) 0											
Total category 0 - Public employment services (PES)	-	-	-	-	-	-	-	-	-	-	
1 - Intensive counselling and job-search assistance 1											
Total category 1 - Intensive counselling and job-search assistance	-	-	-	-	-	-	-	-	-	-	
2 - Training											
2 26 Training course for vocational reinsertion	87	237	:	-	-	:	:	:	:	:	
2.1 11 Training for entering or re-entering the labour market	:	:	:	:	:	:	:	:	:	:	
12 Vocational retraining (workers)	:	:	:	:	:	:	:	:	:	:	
2.2 24 Temporary auxiliary contract	987	1,842	:	809*	:	:	:	:	:	:	
25 Training course of insertion in enterprise	118	169	:	94*	:	:	:	:	:	:	
2.4 18 Aids/subsidies for apprenticeships	:	1,579	:	:	:	:	:	:	:	:	1
Total category 2 - Training	:	:	:	:	:	:	:	:	:	:	
Total category 2 - Training (excl. sub-category 2.4)	:	:	:	:	:	:	:	:	:	:	2
3 - Job rotation and job sharing 3											
Total category 3 - Job rotation and job sharing	-	-	-	-	-	-	-	-	-	-	
4 - Employment incentives											
4 3 Aid to re-enter the labour market	:	1,137	:	:	:	:	:	:	:	:	
4.1 6 Aid for employing long-term and older unemployed	:	156	:	:	-	:	:	:	:	:	
7 Mobility allowance	:	209	:	:	:	:	:	:	:	:	
9 Income tax reduction for employing unemployed people	:	357	:	:	:	:	:	:	:	:	
Total category 4 - Employment incentives	:	1,859	:	:	:	:	:	:	:	:	
5 - Integration of the disabled											
5.1 21 Measures of professional (re)integration of disabled workers	:	414	:	:	44*	:	:	105*	:	:	
22 Adaptation of the workplace for disabled workers	:	1	:	:	:	:	:	:	:	:	
23 Reimbursement of supplementary leave for disabled workers	:	484	:	:	:	:	:	:	:	:	
5.3 20 Vocational training and retraining measures for disabled workers	:	14	:	:	:	:	:	:	:	:	
Total category 5 - Integration of the disabled	:	913	:	:	:	:	:	:	:	:	

C.3.9 LMP participants by measure and by type of action: Luxembourg, 2001

 Category, measure number and name			Men and women						Women			Notes
			Total			Under 25s			Total			
			Stock	Entrants	Exits	Stock	Entrants	Exits	Stock	Entrants	Exits	
6 - Direct job creation												
6.1	13	Subsidies for the creation of jobs of socio-economic value	-	-	:	-	-	:	-	-	:	3
6.2	2	Extraordinary works of general interest	77	:	:	-	:	:	:	:	:	
	10	Socially useful works	153	:	:	:	:	:	:	:	:	
Total category 6 - Direct job creation			230	:	:	:	:	:	:	:	:	
7 - Start-up incentives												
7	14	Subsidies for the creation of businesses by the unemployed	:	9	:	:	:	:	:	:	:	
Total category 7 - Start-up incentives			:	9	:	:	:	:	:	:	:	
8 - Out-of-work income maintenance and support												
8.1	5	Unemployment compensation	2,080	4,504	:	:	:	:	:	:	:	
8.2	1	Partial unemployment benefit	:	984	:	:	:	:	:	:	:	
	4	Compensation for unemployment due to technical reasons or bad weather in the building sector	:	6,401	:	:	:	:	:	:	:	
8.5	8	Debt guarantee in case of employer closing down	:	1,208	:	:	:	:	:	:	:	
Total category 8 - Out-of-work income maintenance and support			:	13,097	:	:	:	:	:	:	:	
9 - Early retirement												
9.1	19	Early retirement	1,381	479	:	-	-	:	:	:	:	
Total category 9 - Early retirement			1,381	479	:	-	-	:	:	:	:	

Notes


1 Data refer to the academic year 2000-2001.

2 Data on apprenticeship (category 2.4) are not considered comparable between countries so aggregates on training should be considered excluding this sub-category.


3 Measure not applied in 2001.

C.3.10 LMP participants by measure and by type of action: Nederland, 2001

Number of participants

 Category, measure number and name	Men and women						Women			Notes
	Total			Under 25s			Total			
	Stock	Entrants	Exits	Stock	Entrants	Exits	Stock	Entrants	Exits	
0 - Public employment services (PES)										
0 39 PES - Public employment services	464,486	:	:	53,760	:	:	239,793	:	:	
Total category 0 - Public employment services (PES)	464,486	:	:	53,760	:	:	239,793	:	:	
1 - Intensive counselling and job-search assistance										
1										
Total category 1 - Intensive counselling and job-search assistance	-	-	-	-	-	-	-	-	-	
2 - Training										
2 38 [Component] WIW - Jobseekers employment act - Activation & training	:	:	:	:	:	:	:	:	:	
40 BBSW - Contribution scheme for sectoral training of the unemployed	:	17,000	:	:	:	:	:	:	:	
2.4 1 [Component] WVA - Act on reduction of employers tax and social security contributions - VO	159,387	:	:	:	:	:	:	:	:	
Total category 2 - Training	:	:	:	:	:	:	:	:	:	
Total category 2 - Training (excl. sub-category 2.4)	:	:	:	:	:	:	:	:	:	1
3 - Job rotation and job sharing										
3.1 37 Career break	157	:	:	:	:	:	:	:	:	2,3
Total category 3 - Job rotation and job sharing	157	:	:	:	:	:	:	:	:	
4 - Employment incentives										
4.1 1 [Component] WVA - Act on reduction of employers tax and social security contributions - VLW	112,496	:	:	:	:	:	:	:	:	
14 RSP - Regulation on employment in domestic services	971	:	:	:	:	:	:	:	:	
38 [Component] WIW - Jobseekers employment act - Work experience contracts	4,102	2,852	5,572	821	611	1,012	1,572	1,057	2,001	
Total category 4 - Employment incentives	117,569	:	:	:	:	:	:	:	:	
5 - Integration of the disabled										
5.2 6 WSW - Sheltered employment act	92,765	5,628	4,178	4,575	1,752	194	21,580	2,064	883	4
Total category 5 - Integration of the disabled	92,765	5,628	4,178	4,575	1,752	194	21,580	2,064	883	

C.3.10 LMP participants by measure and by type of action: Nederland, 2001


 Category, measure number and name			Men and women						Women			Notes
			Total			Under 25s			Total			
			Stock	Entrants	Exits	Stock	Entrants	Exits	Stock	Entrants	Exits	
6 - Direct job creation												
6	3	Regulation on I/D-jobs for long-term unemployed (former WI1/EWLW)	45,975	11,032	6,375	594	420	109	25,019	6,160	3,667	4
6.1	38	[Component] WIW - Jobseekers employment act - Employment contracts & outplacement	32,407	9,825	12,128	6,136	3,660	3,993	14,525	4,677	5,518	
Total category 6 - Direct job creation			78,382	20,857	18,503	6,730	4,080	4,102	39,544	10,837	9,185	
7 - Start-up incentives												
7												
Total category 7 - Start-up incentives			-	-	-	-	-	-	-	-	-	
8 - Out-of-work income maintenance and support												
8.1	31	WW - Unemployment insurance	165,684	251,564	277,877	6,685	30,316	29,512	71,731	116,602	128,115	5
	32	TW - Supplementary benefits	131,300	:	:	5,700	:	:	51,400	:	:	2
	33	Abw - National assistance benefit	322,080	97,160	108,700	25,980	24,020	19,700	187,650	47,730	53,710	5
	34	IOAW - Income provisions for older or partially disabled, formerly unemployed persons	18,140	:	:	:	:	:	:	:	:	
	35	IOAZ - Income provisions for older or partially disabled, formerly self-employed persons	3,350	:	:	:	:	:	:	:	:	
Total category 8 - Out-of-work income maintenance and support			640,554	:	:	:	:	:	:	:	:	
9 - Early retirement												
9												
Total category 9 - Early retirement			-	-	-	-	-	-	-	-	-	

Notes


- 1 Data on apprenticeship (category 2.4) are not considered comparable between countries so aggregates on training should be considered excluding this sub-category.
- 2 Stock: total number of participants in the year (i.e. stock from the end of the previous year plus new starts).
- 3 Data refer to persons taking leave; just under 20% (30/157) of these were replaced by an unemployed person.
- 4 Stock: average of two year-end figures.
- 5 Stock: end-year figure.

C.3.11 LMP participants by measure and by type of action: Österreich, 2001


Number of participants

 Category, measure number and name	Men and women						Women			Notes
	Total			Under 25s			Total			
	Stock	Entrants	Exits	Stock	Entrants	Exits	Stock	Entrants	Exits	
0 - Public employment services (PES)										
0 24 Counselling and support of employment seekers & services to enterprises (AMS)	:	:	:	:	:	:	:	:	:	
Total category 0 - Public employment services (PES)	:	:	:	:	:	:	:	:	:	
1 - Intensive counselling and job-search assistance										
1 16 External labour market consultation and support	n.s.	19,858	21,020	n.s.	3,774	3,817	n.s.	11,117	11,530	
28 Interview allowance	n.r.	11,361	11,361	n.r.	2,763	2,763	n.r.	3,853	3,853	
Total category 1 - Intensive counselling and job-search assistance	-	31,219	32,381	-	6,537	6,580	-	14,970	15,383	
2 - Training										
2 18 [Component] Employment foundations - Training and guidance	3,609	4,965	4,623	603	943	758	1,321	1,952	1,696	1
45 Community initiative EMPLOYMENT	-	-	-	-	-	-	-	-	-	2
46 Community initiative ADAPT	-	-	-	-	-	-	-	-	-	2
2.1 7 Promotion of occupational mobility - course cost and course related cost	26,472	133,553	134,423	7,819	31,423	31,540	14,495	71,496	72,062	
8 Promotion of occupational mobility - living allowance	26,425	111,796	111,224	8,551	29,184	29,393	14,052	59,070	59,260	
9 Unemployment benefit (ALG) for training after parental leave	35	216	218	4	25	27	35	212	213	
12 Support for training in institutions	24,634	96,877	129,291	7,479	29,613	38,688	14,003	52,313	71,034	
25 Further training allowance	3,042	1,862	4,932	257	320	368	2,716	1,275	4,533	
2.2 13 Support for training in enterprises	6,872	41,908	40,190	1,146	7,101	6,784	5,469	34,270	32,967	
2.4 11 Promotion of apprenticeship training and vocational training	3,891	3,853	5,995	3,826	3,784	5,913	1,665	1,666	2,333	
31 JASG apprenticeship foundations	886*	-	493*	886*	-	493*	502*	-	271*	3
32 JASG training courses	1,673*	1,373*	1,604*	1,673*	1,373*	1,604*	936*	618*	877*	3
Total category 2 - Training	97,539*	396,403*	432,993*	32,244*	103,766*	115,568*	55,194*	222,872*	245,246*	
Total category 2 - Training (excl. sub-category 2.4)	91,089	391,177	424,901	25,859	98,609	107,558	52,091	220,588	241,765	4
3 - Job rotation and job sharing										
3.1 26 Solidarity subsidy (SOL)	19	3	21	4	-	3	13	3	16	
Total category 3 - Job rotation and job sharing	19	3	21	4	-	3	13	3	16	

C.3.11 LMP participants by measure and by type of action: Österreich, 2001

 Category, measure number and name			Men and women						Women			Notes
			Total			Under 25s			Total			
			Stock	Entrants	Exits	Stock	Entrants	Exits	Stock	Entrants	Exits	
4 - Employment incentives												
4.1	5	Promotion of regional mobility and entry into employment - travel allowance	1,080	1,724	1,656	865	1,233	1,202	630	1,044	1,002	
	6	Promotion of regional mobility and entry into employment - childcare allowance	6,194	14,557	15,443	693	1,619	1,696	6,067	14,269	15,131	
	15	Integration subsidy (BEB, BESEB, EB)	11,665	17,649	18,692	1,202	2,017	1,994	5,818	8,931	9,340	
4.2	19	Promotion of investment and restructuring	:	12,511	:	:	:	:	:	:	:	5
	22	Support for reintegration after parental leave	151*	602	:	:	:	:	151*	601	:	
	30	Bonus part of the incentive-disincentive system for elderly workers	25,445	27,716	25,184	-	-	-	8,783	9,612	8,726	
Total category 4 - Employment incentives			:	74,759	:	:	:	:	:	:	:	
5 - Integration of the disabled												
5.1	34	Work adjustment backup system and job assistance for the disabled	:	6,640	:	:	:	:	:	3,060	:	6
	37	Support for employment of the disabled through the BSBs	:	10,695	:	:	:	:	:	3,832	:	6
5.2	43	Subsidies for contracted out work (BSB)	n.r.	4,322	:	n.r.	:	:	n.r.	:	:	
	44	Integration enterprises (BSB)	1,458	233	168	:	:	:	486	:	:	7
5.3	35	Vocational training for the disabled	:	8,074	:	:	:	:	:	3,048	:	
Total category 5 - Integration of the disabled			:	29,964	:	:	:	:	:	:	:	
6 - Direct job creation												
6.1	27	Childcare institutions	533	268	438	75	46	61	530	268	435	
6.2	14	Socio-economic enterprises (SÖB) and non-profit employment projects (GBP)	3,836	9,088	13,677	741	1,699	2,620	1,864	4,089	6,459	
	29	Support for integration in the non-profit sector (GEB)	260	17	687	57	-	120	170	13	468	
Total category 6 - Direct job creation			4,629	9,373	14,802	873	1,745	2,801	2,564	4,370	7,362	
7 - Start-up incentives												
7	17	Business start-up programme (GB)	605	1,915	2,117	28	90	97	213	652	739	
	18	[Component] Employment foundations - Support for business start-ups	n.s.	n.s.	n.s.	n.s.	n.s.	n.s.	n.s.	n.s.	n.s.	1
Total category 7 - Start-up incentives			605	1,915	2,117	28	90	97	213	652	739	

C.3.11 LMP participants by measure and by type of action: Österreich, 2001


 Category, measure number and name			Men and women						Women			Notes
			Total			Under 25s			Total			
			Stock	Entrants	Exits	Stock	Entrants	Exits	Stock	Entrants	Exits	
8 - Out-of-work income maintenance and support												
8.1	1	Unemployment benefit	117,852	574,414	543,707	20,402	125,605	116,388	46,893	219,490	212,146	
	2	Unemployment assistance	71,690	171,295	173,227	5,649	25,299	22,825	32,535	80,352	82,053	
	36	Special unemployment assistance	6,559	9,787	8,574	1,046	1,843	1,374	6,500	9,687	8,498	
8.2	20	Short-time working allowance	n.s.	2,586	2,586	:	-	-	n.s.	789	789	
	21	Bad weather compensation	1,412*	:	:	:	:	:	:	:	:	
8.5	33	Insolvency-bankruptcy compensation	n.r.	30,907*	:	:	:	:	n.r.	:	:	
Total category 8 - Out-of-work income maintenance and support			197,513*	:	:	:	:	:	:	:	:	
9 - Early retirement												
9.2	3	Transfer benefits to facilitate transition into retirement - Special support (SUG)	2,148	:	:	-	-	-	70	:	:	
	4	Benefits to facilitate transition into retirement - Pension advances	15,397	34,804	23,565	75	281	212	5,263	13,469	8,441	8
	49	Part-time pay/support for older workers	5,274	8,842	260	-	-	-	2,670	4,322	113	
Total category 9 - Early retirement			22,819	:	:	75	281	212	8,003	:	:	

Notes

- 1 Mixed measure (categories 2 and 7). It is not possible to separate the data so all participants are allocated to training, which is the most important component.
- 2 Participation in the measure has ended.
- 3 Stock: average of two year-end figures.
- 4 Data on apprenticeship (category 2.4) are not considered comparable between countries so aggregates on training should be considered excluding this sub-category.
- 5 Entrants: number of jobs promoted and secured during the year. 1,843 of these were newly created jobs.
- 6 Entrants: total number of participants in the year (i.e. stock from the end of the previous year plus new starts).
- 7 Stock: end-year figure.
- 8 Includes some applicants for invalidity pension.


C.3.12 LMP participants by measure and by type of action: Portugal, 2001

Number of participants

 Category, measure number and name		Men and women						Women			Notes	
		Total			Under 25s			Total				
		Stock	Entrants	Exits	Stock	Entrants	Exits	Stock	Entrants	Exits		
0 - Public employment services (PES)												
0	95	Administration and public employment service	:	:	:	:	:	:	:	:	:	
Total category 0 - Public employment services (PES)			:	:	:	:	:	:	:	:		
1 - Intensive counselling and job-search assistance												
1												
Total category 1 - Intensive counselling and job-search assistance			-	-	-	-	-	-	-	-		
2 - Training												
2	96	[Component] Integration enterprises -	2,545	1,687	1,297	427*	283	173	1,975	1,269	986	1
	99	PROFIJ - Training programme for the integration of youngsters (Azores)	274	199	413	274	199	413	94	80	228	
2.1	14	Training grants for workers	579	347	436	137*	82	84	317	198	252	
	63	Initial training (excluding apprenticeship)	3,032	4,629	5,223	2,506*	3,826*	4,809*	1,311	2,533	2,731	
	64	Training for unemployed	5,408	4,902	4,457	1,338*	1,213	1,048	3,885	3,385	3,102	
	67	Special training for disadvantaged groups	970	438	977	372*	168*	252*	590	299	654	
	103	Intervention for vocational training and employment	:	142	:	:	:	:	:	:	:	2
	115	Vocational training for young and adults	1,533	2,496	1,265	683	745	366	1,013	1,877	1,019	
2.2	21	[Component] Promotion of vocational training and employment to conserve the cultural heritage -	275	93*	32	135*	45*	11*	173	53*	16	
	22	Practical vocational training	8,462	8,163	7,823	4,715*	4,545	3,471	5,794	5,600	5,433	
	78	Grant-aided additional training for those who have completed vocational training measures (Madeira)	n.s.	n.s.	1	n.s.	n.s.	-	n.s.	n.s.	1	3
	98	Placement programme (Azores)	208	208	77	138	138	54	132	132	49	
	105	Practical vocational training aiming at socio-professional integration	:	869	:	:	:	:	:	:	:	2
2.3	9	Training/employment schemes for young people, specialists, managers and adults	1,473	88	2,371	536*	32	648	1,254	64	2,035	3
	20	Vocational training workshops programme	2,342	2,123	2,744	442*	401	536	1,902	1,704	2,211	
	112	Youth training and employment (Madeira)	33	64	73	33	64	73	22	40	51	
	113	Adult training and employment (Madeira)	46	90	69	-	-	-	45	89	67	
2.4	7	Apprenticeship training for young people	4,776	6,118	4,339	4,754*	6,090*	4,303*	1,943	2,095	1,487	
Total category 2 - Training			:	32,656*	:	:	:	:	:	:	:	
Total category 2 - Training (excl. sub-category 2.4)			:	26,538*	:	:	:	:	:	:	:	4
3 - Job rotation and job sharing												
3.1	116	Employment rotation program	:	33	:	:	:	:	:	:	:	2
Total category 3 - Job rotation and job sharing			:	33	:	:	:	:	:	:	:	


C.3.12 LMP participants by measure and by type of action: Portugal, 2001

Number of participants


 Category, measure number and name			Men and women						Women			Notes
			Total			Under 25s			Total			
			Stock	Entrants	Exits	Stock	Entrants	Exits	Stock	Entrants	Exits	
4 - Employment incentives												
4	96	[Component] Integration enterprises -	2,545	1,687	1,297	427*	283	173	1,975	1,269	986	1
	101	Incentives for geographical mobility	-	-	-	-	-	-	-	-	-	5
	117	PREAMP - Regional employment plan in the metropolitan area of Porto	:	83	:	:	:	:	:	:	:	2
4.1	23	Subsidies for permanent employment contracts	:	2,573	:	:	:	:	:	1,885*	:	
	24	Local employment initiatives	:	1,375	:	:	349	:	:	750	:	
	29	Job creation for young people through exemptions from compulsory social security contributions	-	-	-	-	-	-	-	-	-	5
	37	Exemption from social security contributions to promote recruitment of long-term unemployed	1,067	:	:	:	:	:	:	:	:	6
	62	Salary compensation	:	:	:	:	:	:	:	:	:	
	80	Local employment initiatives -ILE (Madeira)	n.r.	33	33	n.r.	5	5	n.r.	26	26	
	87	[Component] Employment incentives (Azores) -	-	-	-	-	-	-	-	-	-	5
	106	Premium for socio-vocational integration	n.r.	10	:	n.r.	:	:	n.r.	:	:	2
	107	Employment incentive	:	652	:	:	:	:	:	:	:	2
	118	PREA - Regional employment plan in Alentejo	:	27	:	:	:	:	:	:	:	2
4.2	87	[Component] Employment incentives (Azores) -	-	-	-	-	-	-	-	-	-	5
Mixed	87	Employment incentives (Azores)	-	-	-	-	-	-	-	-	-	5
Total category 4 - Employment incentives			:	:	:	:	:	:	:	:	:	
5 - Integration of the disabled												
5.1	31	Reduction of social security contributions to facilitate vocational integration of disabled persons	779	:	:	:	:	:	:	:	:	7
	68	Promotion of socio-professional integration of disabled	:	615	:	:	:	:	:	:	:	2
	69	Self-employment for disabled	n.r.	42	:	n.r.	:	:	n.r.	:	:	2
	91	Support for the social and vocational integration of disabled - wage cost subsidies (Azores)	3	3	3	1	1	1	2	2	2	
	92	Self-employment for the disabled (Azores)	-	-	-	-	-	-	-	-	-	5
5.2	33	Sheltered employment scheme	420	30	26	:	13	5	164	11	7	
5.3	34	Vocational preparation schemes for disabled persons	:	6,822	:	:	:	:	:	:	:	2
	84	Regional centre for professional training of disabled (Madeira)	102	24	39	94*	22	31	38*	9	16	
Total category 5 - Integration of the disabled			:	:	:	:	:	:	:	:	:	

C.3.12 LMP participants by measure and by type of action: Portugal, 2001

Number of participants

 Category, measure number and name	Men and women						Women			Notes	
	Total			Under 25s			Total				
	Stock	Entrants	Exits	Stock	Entrants	Exits	Stock	Entrants	Exits		
6 - Direct job creation											
6.1 97	INTEGRA - Programme for adult integration (Azores)	16	16	16	12	12	12	12	12	12	
6.2 3	Employment scheme for persons in receipt of unemployment benefits	13,086	18,342	17,261	1,465*	2,076	1,841	10,188	14,589	13,603	
4	Employment scheme for unemployed persons in need	3,946	6,336	8,304	724*	1,163*	1,657*	3,049	4,885	6,480	
86	Programme for temporary placement of those receiving unemployment benefit (Azores)	642	357	385	154	107	107	469	299	311	
89	Social programme for occupation of temporarily unemployed (Azores)	-	-	-	-	-	-	-	-	-	5
110	Occupational program for adult unemployed (Madeira)	80	152	196	-	-	-	69	132	167	
111	Youth work experience (Madeira)	52	81	89	52	80	88	42	56	70	
114	Social employment scheme for the unemployed - PROSA (Azores)	235	172	407	39	38	77	158	136	294	
119	Insertion-Employment program	:	5,791	:	:	:	:	:	:	:	2
Total category 6 - Direct job creation		:	31,247	:	:	:	:	:	:	:	
7 - Start-up incentives											
7 21	[Component] Promotion of vocational training and employment to conserve the cultural heritage -	n.r.	n.s.	n.s.	n.r.	n.s.	n.s.	n.r.	n.s.	n.s.	
25	Subsidies for creation of self-employed	n.r.	2,303	:	n.r.	127*	:	n.r.	825*	:	
26	Support for entry into self-employment	111	206	264	:	:	:	60	122	154	3
81	Support for the creation of self-employment -ACPE (Madeira)	n.r.	12	12	n.r.	3	3	n.r.	5	5	
90	Local initiatives for job creation (Azores)	n.r.	-	-	n.r.	-	-	n.r.	-	-	5
108	Incentives for self-employment	n.r.	20	:	n.r.	:	:	n.r.	:	:	2
Total category 7 - Start-up incentives		111	2,541	:	:	:	:	60	:	:	
8 - Out-of-work income maintenance and support											
8.1 75	Unemployment protection system / Unemployment subsidy	190,906	90,702	50,745	852	680	166	104,187	51,931	25,602	
76	Unemployment protection system / Unemployment assistance	146,683	80,104	61,142	3,488	2,697	788	95,197	51,394	38,373	
8.2 1	Short-time working or temporary suspension of employment	:	:	:	:	:	:	:	:	:	
8.3 104	Partial unemployment benefit	:	:	:	:	:	:	:	:	:	
8.4 109	Compensation for termination of employment contract	n.r.	-	-	n.r.	-	-	n.r.	-	-	5
8.5 61	Payment of backdated earnings from bankrupt or insolvent firms	:	:	:	:	:	:	:	:	:	
Total category 8 - Out-of-work income maintenance and support		:	:	:	:	:	:	:	:	:	

C.3.12 LMP participants by measure and by type of action: Portugal, 2001


 Category, measure number and name	Men and women						Women			Notes
	Total			Under 25s			Total			
	Stock	Entrants	Exits	Stock	Entrants	Exits	Stock	Entrants	Exits	
9 - Early retirement										
9.2 44 Early retirement agreements between workers and employers	-	-	-	-	-	-	-	-	-	8
41 Early retirement for the elderly unemployed	57,883	:	:	-	-	-	15,056	:	:	8
Total category 9 - Early retirement	57,883	:	:	-	-	-	15,056	:	:	

Notes

- 1 Mixed measure (categories 2 and 4). Participants are the same in each category and should not be added together.
- 2 Entrants: total number of participants in the year (i.e. stock from the end of the previous year plus new starts).
- 3 Measure coming to an end.
- 4 Data on apprenticeship (category 2.4) are not considered comparable between countries so aggregates on training should be considered excluding this sub-category.
- 5 Measure not applied in 2001.
- 6 Data for Aveiro, Braga, Coimbra, Évora, Faro, Leiria, Lisboa, Porto, Santarém and autonomous regions are missing.
- 7 Data for Aveiro, Faro, Lisboa, Portoalegre, Porto and autonomous regions are missing.
- 8 Participants in measure P-44 are included in P-41.


C.3.13 LMP participants by measure and by type of action: Suomi/Finland, 2001

Number of participants


 Category, measure number and name	Men and women						Women			Notes	
	Total			Under 25s			Total				
	Stock	Entrants	Exits	Stock	Entrants	Exits	Stock	Entrants	Exits		
0 - Public employment services (PES)											
0 5	Mobility allowance	n.r.	15,921	15,921	n.r.	5,932	5,932	n.r.	:	:	1
18	Placement services	525,570	816,474	503,641	73,721	174,809	:	287,107	436,069	:	2
21	Training and vocational information services	n.r.	438,613	438,613	n.r.	:	:	n.r.	:	:	1,2
0Adj -	Adjustment for double counting	-	-454,534	-454,534	-	5,932	5,932	-	:	:	3
Total category 0 - Public employment services (PES)		525,570	816,474	503,641	73,721	:	:	287,107	:	:	
1 - Intensive counselling and job-search assistance											
1 20	Vocational guidance	n.r.	34,167	:	:	12,983	:	n.r.	:	:	2
Total category 1 - Intensive counselling and job-search assistance		-	34,167	:	:	12,983	:	-	:	:	
2 - Training											
2.1 6	Labour market training	26,103	76,947	75,396	4,188*	13,113*	13,291*	13,411	39,534	38,648	
17	Support for self-motivated training for unemployed persons	954	873	:	-	-	-	710*	650	:	
24	The adult training supplement of the training and redundancy fund	1,246	3,666	:	-	-	-	735*	2,162	:	4
2.2 12	Employment subsidy for practical training	625	2,721	2,683	216	899	:	455	1,965	:	
15	Trainee work with labour market support	8,942	33,294	32,995	6,736	25,208	:	5,911	21,116	:	
2.4 7	Apprenticeship for the unemployed	4,579	4,183	5,140	2,112	2,094	:	2,287	2,062	:	
2Adj -	Adjustment for double counting	-629	-1,851	:	-	-	-	-371	-1,092	-	3
Total category 2 - Training		41,820	119,833	:	13,252*	41,314*	:	23,138*	66,397	:	
Total category 2 - Training (excl. sub-category 2.4)		37,241	115,650	:	11,140*	39,220*	:	20,851*	64,335	:	5
3 - Job rotation and job sharing											
3.1 16	Job rotation	6,244	10,373	:	1,146*	1,907	:	4,580	7,584	:	
3.2 13	Part-time pay supplement	2,994	5,000	5,523	247	446	:	2,738	4,607	:	
Total category 3 - Job rotation and job sharing		9,238	15,373	:	1,393*	2,353	:	7,318	12,191	:	
4 - Employment incentives											
4.1 10	Employment subsidy, private companies	3,117	6,882	7,253	506	1,282	:	1,834	3,907	:	
35	Combined subsidy	12,883	21,659	21,523	366	637	:	7,916	12,475	:	
Total category 4 - Employment incentives		16,000	28,541	28,776	872	1,919	:	9,750	16,382	:	

C.3.13 LMP participants by measure and by type of action: Suomi/Finland, 2001

Number of participants

 Category, measure number and name	Men and women						Women			Notes
	Total			Under 25s			Total			
	Stock	Entrants	Exits	Stock	Entrants	Exits	Stock	Entrants	Exits	
5 - Integration of the disabled										
5.2 34 Sheltered work	2,740*	2,850*	:	194*	:	:	1,096*	:	:	2,6
5.3 22 Vocational rehabilitation	1,361	17,011	:	:	:	:	:	:	:	7
25 Rehabilitation activities of the social insurance institution	4,281	16,268	:	772*	2,933	:	:	:	:	2
26 Rehabilitation activities of the employment pension scheme	1,279	5,202	1,759	:	:	:	639	2,601	:	2
27 Rehabilitation activities of the accident and traffic insurance	740*	2,173	:	:	:	:	:	:	:	2
Total category 5 - Integration of the disabled	10,401*	43,504*	:	:	:	:	:	:	:	
6 - Direct job creation										
6.2 8 Temporary government employment	2,362	4,528	4,618	73	157	:	1,310	2,175	:	
9 Employment subsidy, municipalities	10,233	19,987	22,055	1,537	3,700	:	7,211	14,146	:	
36 Rehabilitative working activity	11	182	:	3	51	:	4	61	:	8
Total category 6 - Direct job creation	12,606	24,697	:	1,613	3,908	:	8,525	16,382	:	
7 - Start-up incentives										
7 11 Start-up grant	1,732	3,640	3,675	154	363	:	857	1,828	:	
Total category 7 - Start-up incentives	1,732	3,640	3,675	154	363	:	857	1,828	:	
8 - Out-of-work income maintenance and support										
8.1 1 Earnings-related unemployment allowance	120,851	276,562	:	5,002*	11,446	:	70,895*	162,241	:	2
2 Basic unemployment allowance	12,993	43,652	:	2,517*	8,457	:	5,964*	20,037	:	2
4 Labour market support (passive component)	136,691	214,128	:	:	:	:	:	:	:	2
8.2 30 Earnings related adjusted unemployment allowance as partial unemployment benefit	510	4,378	:	:	:	:	:	:	:	2
32 Adjusted basic unemployment allowance or labour market support as partial unemployment benefit	17	154	:	:	:	:	:	:	:	2
8.3 31 Earnings related adjusted unemployment allowance as part-time unemployment benefit	19,913	73,396	:	:	:	:	:	:	:	2
33 Adjusted basic unemployment allowance or labour market support as part-time unemployment benefit	13,780	53,365	:	:	:	:	:	:	:	2
8.4 23 Redundancy payment	n.r.	6,106	6,106	n.r.	-	-	n.r.	3,203	3,203	
8.5 28 Pay security	n.r.	8,200	8,200	n.r.	:	:	n.r.	:	:	
Total category 8 - Out-of-work income maintenance and support	304,755	679,941	:	:	:	:	:	:	:	

C.3.13 LMP participants by measure and by type of action: Suomi/Finland, 2001


 Category, measure number and name	Men and women						Women			Notes
	Total			Under 25s			Total			
	Stock	Entrants	Exits	Stock	Entrants	Exits	Stock	Entrants	Exits	
9 - Early retirement										
9.2 3 Unemployment pension	52,715	14,765	10,565	-	-	-	27,658	7,834	5,485	
Total category 9 - Early retirement	52,715	14,765	10,565	-	-	-	27,658	7,834	5,485	

Notes

- 1 Participants are all registered jobseekers counted in Placement services (FIN-18) and the figures should not be added together.
- 2 Entrants: total number of participants in the year (i.e. stock from the end of the previous year plus new starts).
- 3 Adjustment to eliminate double counting where the same person benefits from more than one measure at the same time. See notes for individual measures in the category for details.
- 4 50.5% of the entrants are also counted as participants in Labour market training (FIN-6).
- 5 Data on apprenticeship (category 2.4) are not considered comparable between countries so aggregates on training should be considered excluding this sub-category.
- 6 Stock: end-year figure.
- 7 Entrants: total number of activities financed by the Labour Administration. A person in rehabilitation usually benefits from various activities during rehabilitation (examinations, ability testing, job trials, etc).
- 8 Measure started September 2001.


C.3.14 LMP participants by measure and by type of action: Sverige, 2001

Number of participants


 Category, measure number and name	Men and women						Women			Notes
	Total			Under 25s			Total			
	Stock	Entrants	Exits	Stock	Entrants	Exits	Stock	Entrants	Exits	
0 - Public employment services (PES)										
0 19 Placement service	156,502	603,563	577,398	26,379	168,442	156,598	69,458	279,606	275,954	
20 Vocational guidance service	33,547	118,109	130,371	5,508	33,766	34,336	15,058	54,122	60,282	
42 Activity Guarantee	:	:	:	:	:	:	:	:	:	
Total category 0 - Public employment services (PES)	:	:	:	:	:	:	:	:	:	
1 - Intensive counselling and job-search assistance										
1 14 Employability rehabilitation programme	5,610	19,292	16,070	575	2,272	1,691	2,635	9,123	7,744	
43 Activities within counselling, guidance and placement services	17,750	49,627	35,251	570	2,683	1,879	8,141	22,534	15,477	
Total category 1 - Intensive counselling and job-search assistance	23,360	68,919	51,321	1,145	4,955	3,570	10,776	31,657	23,221	
2 - Training										
2 47 Projects with Employment Policy Orientation	351	1,517	1,073	16	78	46	181	759	562	
2.1 6 Computer/activity centres	4,889	21,004	20,249	622	3,302	2,932	2,727	11,600	11,275	
11 On-the-job training	295*	:	:	:	:	:	:	:	:	1
22 Study allowance for the unemployed (SVUXA)	36,120	:	:	2,167	:	:	26,006	:	:	2,3
39 Adult education initiative	98,656	:	:	-	:	:	64,677	:	:	4
41 [Component] Special training grant (UBS) - Unemployed	41,052	:	:	-	-	-	29,557	:	:	2,5
49 Preparatory Training Courses	10,157	46,363	29,533	1,179	6,492	4,026	5,295	23,016	14,395	
50 Employment Training	18,220	36,347	52,955	2,485	5,825	6,803	8,742	15,765	25,112	
2.2 3 International practice scholarship	245	529	:	:	:	:	:	:	:	
2Adj Adjustment for double counting	-27,448									6
Total category 2 - Training	182,537*	:	:	:	:	:	:	:	:	
Total category 2 - Training (excl. sub-category 2.4)	182,537*	:	:	:	:	:	:	:	:	7
3 - Job rotation and job sharing										
3.1 41 [Component] Special training grant (UBS) - Employees with replacement	9,597	:	:	-	-	-	6,910	:	:	
Total category 3 - Job rotation and job sharing	9,597	:	:	-	-	-	6,910	:	:	

C.3.14 LMP participants by measure and by type of action: Sverige, 2001

Number of participants

 Category, measure number and name	Men and women						Women			Notes	
	Total			Under 25s			Total				
	Stock	Entrants	Exits	Stock	Entrants	Exits	Stock	Entrants	Exits		
4 - Employment incentives											
4.1 7	Municipal youth programme	3,726	11,380	10,076	3,726	11,380	10,075	1,924	5,650	5,259	
15	Mobility allowance	n.r.	25,996	:	n.r.	:	:	n.r.	:	:	
31	Youth guarantee	4,279	12,982	10,926	4,265	12,962	10,437	1,863	5,556	4,860	
35	Work Experience	21,253	62,818	62,090	1,688	7,775	6,804	9,421	28,837	29,089	
36	General recruitment incentive	3,672	7,590	8,036	799	1,471	1,803	1,291	2,634	2,809	
37	Extended recruitment incentive (for persons enrolled with the PES for 2 years)	10,900	8,588	8,454	351	361	290	3,866	3,126	2,933	
44	Special recruitment incentive	1,396	1,799	226	-	-	1	591	756	74	
45	Extended recruitment incentive (for persons enrolled with the PES for 4 years)	2,162	3,394	933	18	35	6	763	1,220	289	
Total category 4 - Employment incentives		47,388	134,547	:	10,847	:	:	19,719	:	:	
5 - Integration of the disabled											
5.1 12	Wage subsidies	51,099	15,723	9,898	1,319	1,131	449	19,886	5,745	3,649	
38	Supported employment programme (SIUS)	236	999	1,124	60	271	283	98	421	478	
40	Workplace adjustment grants	n.r.	:	:	n.r.	:	:	n.r.	:	:	
46	Dormant disability pension	1,350	1,952	602	:	:	:	822	:	:	
5.2 13	Public sheltered employment (OSA)	5,675	2,452	1,602	108	141	71	1,266	647	386	
21	Samhall	25,328	1,563	3,201	:	:	:	11,652	641	1,309	8
Total category 5 - Integration of the disabled		83,688	:	:	:	:	:	33,724	:	:	
6 - Direct job creation											
6.2 10	Temporary public employment for older unemployed (OTA)	96	16	5,099	-	-	-	39	5	2,419	9
Total category 6 - Direct job creation		96	16	5,099	-	-	-	39	5	2,419	
7 - Start-up incentives											
7 9	Start-up grants	6,900	10,036	9,252	345	576	466	2,805	3,828	3,555	
Total category 7 - Start-up incentives		6,900	10,036	9,252	345	576	466	2,805	3,828	3,555	
8 - Out-of-work income maintenance and support											
8.1 16	[Component] Unemployment insurance and Basic insurance - Full-time unemployed	160,930	445,850	436,905	17,839	77,468	71,345	71,508	203,337	193,121	
8.3 16	[Component] Unemployment insurance and Basic insurance - Part-time unemployed	159,366	104,241	184,069	20,436	22,433	34,027	120,477	75,362	132,491	
8.5 30	Wage guarantee	n.r.	26,685	26,685	n.r.	:	:	n.r.	:	:	
Total category 8 - Out-of-work income maintenance and support		320,296	576,776	647,659	38,275	:	:	191,985	:	:	

C.3.14 LMP participants by measure and by type of action: Sverige, 2001


 Category, measure number and name	Men and women						Women			Notes
	Total			Under 25s			Total			
	Stock	Entrants	Exits	Stock	Entrants	Exits	Stock	Entrants	Exits	
9 - Early retirement										
9.2 29 Occasional resignation compensation	7,635	:	:	-	-	-	3,729	:	:	2
Total category 9 - Early retirement	7,635	:	:	-	-	-	3,729	:	:	

Notes


- 1 Stock: full-time equivalents. Data refer only to training for employed persons at risk of losing their job.
- 2 Stock: total number of participants in the year (i.e. stock from the end of the previous year plus new starts).
- 3 Double counting: 14,848 (41.1%) of participants are also counted in S-39 (Adult education initiative).
- 4 Stock: jobseekers registered with the PES less than 60 days before the last period of municipal adult education studies. Participants may receive study allowances paid through S-22 and S-41.
- 5 Double counting: 15,475 (30,7%) of participants are also counted in S-39 (Adult education initiative).
- 6 Adjustment to eliminate double counting where the same person benefits from more than one measure at the same time. See notes for individual measures in the category for details.
- 7 Data on apprenticeship (category 2.4) are not considered comparable between countries so aggregates on training should be considered excluding this sub-category. Here category 2.4 is not reported so the total for training is unaffected.
- 8 Stock: end-year figure.
- 9 The measure effectively finished in 1999: no new entrants.

C.3.15 LMP participants by measure and by type of action: United Kingdom, 2001

Number of participants

 Category, measure number and name	Men and women						Women			Notes			
	Total			Under 25s			Total						
	Stock	Entrants	Exits	Stock	Entrants	Exits	Stock	Entrants	Exits				
0 - Public employment services (PES)													
0 9	Job placing - Employment service placing and advisory functions			:	:	:	:	:	:	:			
Total category 0 - Public employment services (PES)													
1 - Intensive counselling and job-search assistance													
1 1	[Component] New Deal for 18-24 - Gateway			51,432	136,274	164,005	51,432	136,274	164,005	14,905	39,135	46,527	
1 1	[Component] New Deal for 18-24 - Follow-through			14,719	37,254	38,934	14,719	37,254	38,934	3,375	8,924	9,191	
2 2	[Component] New Deal 25+ - Gateway			35,503	106,413	75,969	-	-	-	6,047	18,270	13,190	
2 2	[Component] New Deal 25+ - Follow-through			4,868	8,440	3,572	-	-	-	669	1,217	548	
8	Jobseeker's allowance (JSA) - Interviews			:	:	:	:	:	:	:	:	:	
10	New Deal for Partners of Unemployed People (NDPU)			:	:	:	:	:	:	:	:	:	
11	New Deal for Lone Parents (NDLP)			59,646	108,670	102,640	:	:	:	55,932	101,480	96,420	
14	Travel to interview scheme			:	39,096	:	:	:	:	:	:	:	
16	Work trials			236*	4,088	4,088	:	:	:	:	:	:	
20	Jobfinder/Jobfinder Plus			:	:	:	:	:	:	:	:	:	
22	Programme centres (plus other jobsearch provision: Jobclub, Jobplan)			:	194,200	:	:	:	:	:	:	:	
23	PACTS - Placing assessment and counselling teams			:	:	:	:	:	:	:	:	:	
37	[Component] New Deal 50+ - Advice and jobsearch support			:	:	:	-	-	-	:	:	:	
Total category 1 - Intensive counselling and job-search assistance													
2 - Training													
2.1 1	[Component] New Deal for 18-24 - Education and training option			8,165	17,290	18,833	8,165	17,290	18,833	2,281	4,627	5,211	
2.1 2	[Component] New Deal 25+ - Full-time education/training option			63	109	45	-	-	-	12	21	8	
2.2 2	[Component] New Deal 25+ - Work-based learning for adults			8	29	20	-	-	-	1	2	1	
2.3 4	Work-based learning for adults (WBLA)			11,200	61,700	44,700	-	-	-	3,200	16,800	11,800	
2.4 5	Work-based training for young people (WBTP)			271,200	242,700	218,400	271,200*	242,700*	218,400*	:	:	:	
Total category 2 - Training													
Total category 2 - Training (excl. sub-category 2.4)													
3 - Job rotation and job sharing													
3				-	-	-	-	-	-	-	-	-	
Total category 3 - Job rotation and job sharing													

C.3.15 LMP participants by measure and by type of action: United Kingdom, 2001

 Category, measure number and name				Men and women						Women			Notes
				Total			Under 25s			Total			
				Stock	Entrants	Exits	Stock	Entrants	Exits	Stock	Entrants	Exits	
4 - Employment incentives													
4.1	1	[Component] New Deal for 18-24 - Employment option	3,280	8,066	9,028	3,280	8,066	9,028	833	2,052	2,407		
	2	[Component] New Deal 25+ - Employment option	2,379	4,334	2,330	-	-	-	365	691	369		
	29	Jobfinder's grant	n.r.	17,836	17,836	n.r.	-	-	n.r.	:	:		
	37	[Component] New Deal 50+ - Employment credits	:	33,990	:	-	-	-	:	10,780	:		
Total category 4 - Employment incentives			:	64,226	:	3,280	8,066	9,028	:	:	:		
5 - Integration of the disabled													
5	24	Employment rehabilitation (Work preparation)	:	7,990	6,150	:	:	:	:	:	:		
5.1	31	Access to work	n.r.	32,798	:	n.r.	:	:	n.r.	:	:		
	32	Job introduction scheme (JIS)	:	:	:	:	:	:	:	:	:		
5.3	12	New Deal for Disabled People (NDDP)	:	:	:	:	:	:	:	:	:		
Mixed	33	Supported employment (including Remploy)	10,423	:	:	:	:	:	:	:	:	2	
Total category 5 - Integration of the disabled			:	:	:	:	:	:	:	:	:		
6 - Direct job creation													
6.2	1	[Component] New Deal for 18-24 - Voluntary sector & Environment Task Force options	9,354	68,900	24,617	9,354	68,900	24,617	2,324	9,191	6,269		
Total category 6 - Direct job creation			9,354	68,900	24,617	9,354	68,900	24,617	2,324	9,191	6,269		
7 - Start-up incentives													
7	36	Youth enterprise initiative (YEI)	:	:	:	:	:	:	:	:	:		
Total category 7 - Start-up incentives			:	:	:	:	:	:	:	:	:		
8 - Out-of-work income maintenance and support													
8.1	3	Jobseeker's allowance (JSA): payments	958,350	2,892,155	3,013,398	252,270	1,094,642	1,088,938	228,850	826,770	855,986		
Total category 8 - Out-of-work income maintenance and support			958,350	2,892,155	3,013,398	252,270	1,094,642	1,088,938	228,850	826,770	855,986		
9 - Early retirement													
9			-	-	-	-	-	-	-	-	-		
Total category 9 - Early retirement			-	-	-	-	-	-	-	-	-		
Mixed measures													
Mixed	35	Employment zones	24,540	33,160	:	-	-	-	3,850	5,352	:		
Total category - Mixed measures			24,540	33,160	:	-	-	-	3,850	5,352	:		


Notes

1 Data on apprenticeship (category 2.4) are not considered comparable between countries so aggregates on training should be considered excluding this sub-category


2 Data are understated because they refer only to persons employed in Remploy factories or placed in regular employment by Interwork. Figures on persons placed by local authorities and voluntary organisations are not available.

C.3.16 LMP participants by measure and by type of action: Norway, 2001

Number of participants

 Category, measure number and name	Men and women						Women			Notes
	Total			Under 25s			Total			
	Stock	Entrants	Exits	Stock	Entrants	Exits	Stock	Entrants	Exits	
0 - Public employment services (PES)										
0 26 Job seekers registered in Public Employment Service (Aetat)	175,382	228,671	231,856	28,193	68,407	66,890	86,894	105,893	109,264	
Total category 0 - Public employment services (PES)	175,382	228,671	231,856	28,193	68,407	66,890	86,894	105,893	109,264	
1 - Intensive counselling and job-search assistance										
1 4 Job clubs	37	732	769	11	155	161	20	378	395	
Total category 1 - Intensive counselling and job-search assistance	37	732	769	11	155	161	20	378	395	
2 - Training										
2.1 7 Labour Market Training (AMO)	6,367	23,718	26,359	1,062	4,729	4,931	3,339	11,100	12,235	
2.2 8 Traineeship/sponsorship scheme	2,811	8,585	9,285	1,809	5,521	5,925	1,434	4,216	4,516	
9 In-house training (BIO)	1,000*	6,500	6,500*	:	:	:	:	:	:	1
2.4 10 Apprentices in government agencies	n.s.	n.s.	n.s.	n.s.	n.s.	n.s.	n.s.	n.s.	n.s.	
Total category 2 - Training	10,178*	38,803	42,144*	:	:	:	:	:	:	
Total category 2 - Training (excl. sub-category 2.4)	10,178*	38,803	42,144*	:	:	:	:	:	:	2
3 - Job rotation and job sharing										
3.1 12 Temporary substitute places	16	30	49	3	3	5	13	23	45	
Total category 3 - Job rotation and job sharing	16	30	49	3	3	5	13	23	45	
4 - Employment incentives										
4.1 5 Mobility promoting grants	n.r.	:	:	n.r.	:	:	n.r.	:	:	
6 Wage subsidies to employers	1,959	6,148	6,632	354	1,365	1,417	598	1,810	1,956	3
28 Wage subsidies for the occupationally disabled	1,358	2,472	2,453	147	334	288	369	674	652	4
Total category 4 - Employment incentives	3,317	:	:	501	:	:	967	:	:	
5 - Integration of the disabled										
5.1 13 In-house rehabilitation (BIA)	838	1,517	1,594	14	37	37	451	805	849	
18 Integration subsidies	374	243	293	93	68	75	146	113	123	
19 Supported employment (AB)	1,672	2,201	1,907	452	623	532	743	902	767	
23 Sheltered workshops (AMB phase 1)	1,458	5,662	5,350	167	768	764	622	2,309	2,145	
5.2 15 Preparatory job training (AFT)	1,648	4,376	4,059	303	1,006	959	772	1,913	1,718	
24 Sheltered workshops (AMB phase 2)	2,398	2,709	2,770	288	382	333	859	959	955	
5.3 14 Public sector employment for the occupationally disabled	1,503	1,517	1,776	65	116	123	760	713	827	
16 Job training groups (ATG)	118	221	275	74	153	164	27	49	63	
21 Practice in regular places of work	4,930	11,069	10,646	518	1,247	1,214	2,840	6,170	5,874	
22 Education in regular schools	21,548	21,311	19,450	2,542	2,892	2,638	11,324	10,851	9,754	
Total category 5 - Integration of the disabled	36,487	50,826	48,120	4,516	7,292	6,839	18,544	24,784	23,075	

C.3.16 LMP participants by measure and by type of action: Norway, 2001


 Category, measure number and name	Men and women						Women			Notes
	Total			Under 25s			Total			
	Stock	Entrants	Exits	Stock	Entrants	Exits	Stock	Entrants	Exits	
6 - Direct job creation										
6.2 11 Temporary public employment (KAJA)	-	-	-	-	-	-	-	-	-	5
Total category 6 - Direct job creation	-	-	-	-	-	-	-	-	-	
7 - Start-up incentives										
7 25 Start your own business	389	1,124	1,286	13	52	54	133	379	443	
Total category 7 - Start-up incentives	389	1,124	1,286	13	52	54	133	379	443	
8 - Out-of-work income maintenance and support										
8.1 17 Special rehabilitation allowance (SPA)	1,224	3,716	3,625	656	1,887	1,753	424	1,232	1,190	
27 Payments for occupational rehabilitation between measures	15,903	58,434	54,374	1,688	7,528	7,037	7,671	28,206	26,060	
29 Waiting benefit	375	316	246	-	1	1	182	121	116	
Mixed 1 Unemployment benefits	61,807	106,079	103,690	7,790	22,517	20,481	29,677	44,545	41,575	
Total category 8 - Out-of-work income maintenance and support	79,309	168,545	161,935	10,134	31,933	29,272	37,954	74,104	68,941	
9 - Early retirement										
9										
Total category 9 - Early retirement	-	-	-	-	-	-	-	-	-	

Notes

- 1 Entrants: total number of participants in the year (i.e. stock from the end of the previous year plus new starts).
- 2 Data on apprenticeship (category 2.4) are not considered comparable between countries so aggregates on training should be considered excluding this sub-category
- 3 Prior to 2001 this measure included subsidies for occupationally disabled jobseekers, which are now reported separately in measure NO-28.
- 4 Prior to 2001 this measure was included in measure NO-6. Figures include a small measure called "Fleksibel jobb".
- 5 Measure not applied in 2001.

D INVENTORY OF LMP MEASURES

D.1 INVENTORY OF LMP MEASURES: Belgique/België, 2001

Category	Measure	Name (English)	Name (National language)	
----------	---------	----------------	--------------------------	---

0 - Public employment services (PES)

0	1	Public employment services (Fed, RF, RW, RBC, CG)	Services publics de l'emploi (Féd, RF, RW, RBC, CG)
---	---	---	---

1 - Intensive counselling and job-search assistance

1	12	Vocational integration (RW, RBC)	Insertion socio-professionnelle (RW, RBC)
1	25	Active jobsearch workshop (RW, RBC, CG)	Ateliers de recherche active d'emploi (RW, RBC, CG)
1	30	Regional employment missions (RW)	Missions régionales pour l'emploi (RW)
1	46	Insertion plan for young people (RW)	Plan jeunes + (RW)
1	48	Partnership for the reception of jobseekers not registered in ORBEM (RBC)	Partenariat en matière d'accueil des demandeurs d'emploi non inscrits à l'ORBEM (RBC)
1	50	Partnership for childcare for jobseekers (RBC)	Partenariat pour l'accueil des enfants des demandeurs d'emploi (RBC)
1	54	Pathway to work (RF)	Trajectwerking (RF)
1	58	Crèches facilities (RW)	Maison des enfants (RW)
1	60	Restructuring support programme (retraining units) (RW)	Plan d'accompagnement des reconversions (Cellules de reconversion) (RW)

2 - Training

2.1	3	Encouraging the unemployed to resume studying (Fed)	Encouragement de chômeurs à reprendre des études (Féd)
2.1	40	Vocational training (RF)	Formation professionnelle (RF)
2.1	41	Vocational training (RW)	Formation professionnelle (RW)
2.1	42	Vocational training (RBC)	Formation professionnelle (RBC)
2.1	43	Vocational training (Fed)	Formation professionnelle (Féd)
2.1	44	Vocational training (CG)	Formation professionnelle (CG)
2.2	7	Support for the creation, extension and restructuring of enterprises (RW, RBC)	Aides à la création, extension, reconversion d'entreprises (RW, RBC,CG)
2.2	13	Training and integration contract (RW)	Plan Formation Insertion (RW)
2.2	29	Tutorial (RBC)	Tutorat (RBC)
2.3	8	Alternance training (Fed)	Formation en alternance (Féd)
2.3	9	Alternance training and springboard projects (CFI)	Formation en alternance et projets tremplins (CFI)
2.3	10	Alternance training (RW)	Formation en alternance (RW)

3 - Job rotation and job sharing

3.1	32	Promoting reintegration of the unemployed through redistribution of work (RF)	Remise au travail de chômeurs à l'aide de la redistribution du travail (RF)
3.1,3.2	15	Career break (Fed, RF)	Interruption de la carrière professionnelle (Féd, RF)


4 - Employment incentives

4	39	Part-time workers receiving income guarantee allowance	Travailleurs à temps partiel avec allocation de garantie de revenus
4.1	22	Plan +1, +2, +3 (Fed)	Plan +1, +2, +3 (Féd)
4.1	24	Employment agreements (Fed)	Accords pour l'emploi (Féd)
4.1	28	Transition-to-work subsidy (RBC)	Prime de transition professionnelle (RBC)
4.1	47	First job agreement (Fed)	Convention de premier emploi (Féd)
4.1.1	16	Recruitment subsidy (RBC)	Prime à l'embauche (RBC)
4.1.1	23	Recruitment benefits (Fed)	Plan avantage à l'embauche (Féd)
4.1.1	35	Traineeships for young people (Fed)	Stage des jeunes (Féd)
4.1.1	55	Integration through temp agencies (RBC)	Intérim d'insertion (RBC)
4.1.1	56	Wage-subsidies for integration enterprises (RBC)	Subvention salariale à l'entreprise d'insertion (RBC)
4.1.2	17	Recruitment of unemployed persons by SMEs in the context of economic expansion (RW, RBC)	Recrutement de chômeurs engagés pour des projets d'expansion économique (RW, RBC)

5 - Integration of the disabled

5	36	Work and rehabilitation for disabled persons (RF, RW, RBC)	Travail et réadaptation des handicapés (RF, RW, RBC,CG)
5.3	49	Socio-vocational guidance service: social consultations (RBC)	Service de guidance socio-professionnelle : consultations sociales (RBC)

D.1 INVENTORY OF LMP MEASURES: Belgique/België, 2001

Category	Measure	Name (English)	Name (National language)
			
6 - Direct job creation			
6.1	14	Third working circuit (RW, RBC, CG)	Troisième circuit de travail (RW, RBC,CG)
6.1	18	Subsidised contractors (Fed, RF, RW, RBC, CG)	Agents contractuels subventionnés (RF, RW, RBC,CG)
6.1	19	Promoting employment in the non-market sector - FBI (Fed, RW, RBC, CG)	Promotion de l'emploi dans le secteur non marchand - FBI (RW, RBC,CG)
6.2	21	Local employment agencies (Fed)	Agences locales d'emploi (Féd)
6.2	27	Transition-to-work scheme (RF)	Programme de transition professionnelle (RF)
6.2	52	First job agreement in projects of public interest (RBC)	Convention de premier emploi dans des projets globaux de société (RBC)
7 - Start-up incentives			
7	34	Loans for unemployed persons (Fed)	Prêt chômeur (Féd)
7	45	Support for the creation and management of enterprises (RBC)	Filière d'insertion à la création et la gestion d'entreprise (RBC)
7	53	SME Creation (RW)	PME Création (RW)
8 - Out-of-work income maintenance and support			
8.1.1,8.2,8.5	37	Unemployment benefit (Fed)	Indemnisation du chômage (Féd)
9 - Early retirement			
9.1.1	38	Early retirement by collective agreement (Fed)	Prépension conventionnelle (Féd)
Count of measures		48	

D.2 INVENTORY OF LMP MEASURES: Danmark, 2001

Category	Measure	Name (English)	Name (National language)
----------	---------	----------------	--------------------------



0 - Public employment services (PES)

0	5	Public employment service	Arbejdsformidlingen
---	---	---------------------------	---------------------

1 - Intensive counselling and job-search assistance

1	9	Specially arranged activation	Særligt tilrettelagte aktiverende forløb
1	17	Educational and vocational guidance	Vejlednings- og introduktionsforløb

2 - Training

2.1	8	Education and training	Uddannelsesaktivering
2.1	16	Training leave from unemployment	Orlov til uddannelse fra ledighed
2.1	19	Adult and supplementary training	Voksen- og efteruddannelse
2.1	33	Education of immigrants	Integrationsuddannelse
2.2	27	Labour trainee	Arbejdspraktik
2.4	31	Adult apprenticeship support	Støtte til voksenlærlinge

3 - Job rotation and job sharing

4 - Employment incentives

4.1.1	26	Servicejobs	Servicejob
4.1.2	6	Job training	Jobtræning
4.1.2	7	Individual job training	Individuel jobtræning

5 - Integration of the disabled

5	30	Support of disabled	Støtte til handicappede
5.2	21	Flex jobs	Flexjob
5.2	22	Light jobs	Skånejob
5.3	20	Rehabilitation	Revalidering
5.3	28	Pre-rehabilitation	Forrevalidering
5.3	29	Unemployment allowance	Ledighedsydelse

6 - Direct job creation

6.2	10	Voluntary unpaid activities	Frivillige ulønnede aktiviteter
6.2	11	Pool jobs	Puljejob

7 - Start-up incentives

7	12	Enterprise allowance (insured unemployed)	Etableringsydelse (dagpengeberettigede)
7	13	Enterprise allowance (social assistance recipients)	Igangsætningsydelse (kontanthjælpsmodtagere)

8 - Out-of-work income maintenance and support

8.1.1,8.2,	1	Unemployment Insurance	Ledige med arbejdsløshedsdagpenge
8.3			
8.1.2	2	Social assistance (unemployment)	Kontanthjælp til ledige
8.5	25	Wage earners guarantee fund	Lønmodtagernes garantifond

9 - Early retirement

9.2	3	Transitional allowance	Overgangsydelse
9.2	24	Early retirement pay, from unemployment	Efterløn fra ledighed
9.2	32	Flex allowance	Fleksydelse

Count of measures	28
-------------------	----

D.3 INVENTORY OF LMP MEASURES: Deutschland, 2001

Category	Measure	Name (English)	Name (National language)
0 - Public employment services (PES)			
0	5	Job placement	Arbeitsvermittlung
0	33	Apprenticeship placement	Ausbildungsvermittlung (in berufliche Ausbildungsstellen)
1 - Intensive counselling and job-search assistance			
1	27	Independent measures	Freie Förderung = Maßnahmentypen frei wählbar
1	28	Involvement of third parties in the placement of unemployment-assistance recipients	Beteiligung Dritter an der Vermittlung von Arbeitslosenhilfebeziehern
1	35	Counselling and placement assistance	Unterstützung der Beratung und Vermittlung
2 - Training			
2.1	6	Measures to improve prospects of integration - training measures	Maßnahmen zur Verbesserung der Eingliederungsaussichten (Trainingsmaßnahmen)
2.1	11	Support for vocational preparation training measures for young people	Förderung berufsvorbereitender Bildungsmaßnahmen für Jugendliche
2.1	12	Support for further vocational training	Förderung der beruflichen Weiterbildung
2.1	20	Subsidies towards measures included in social plans	Zuschüsse zu Sozialplanmaßnahmen
2.1	26	Language tuition for new resettlers, persons having right of asylum and quota refugees	Deutsch-Sprachlehrgänge für Spätaussiedler, Asylberechtigte und Kontingentflüchtlinge
2.1	31	ESF Federal programme	ESF-Bundesprogramm
2.4	19	Support for vocational training for those with learning difficulties/social disadvantage	Förderung der Berufsausbildung von lernbeeinträchtigten oder sozial benachteiligten Auszubildenden
2.4	34	Vocational training allowance	Berufsausbildungsbeihilfe
3 - Job rotation and job sharing			
4 - Employment incentives			
4.1.1	7	Mobility allowances	Mobilitätshilfen (Förderung der Arbeitsaufnahme)
4.1.1	16	Recruitment subsidy for new businesses	Einstellungszuschuss für Arbeitslose bei Neugründungen
4.1.1	18	Integration subsidies	Eingliederungszuschüsse
4.1.1	25	Employment assistance scheme for long-term unemployed	Beschäftigungshilfen für Langzeitarbeitslose
4.1.2	8	Employee allowance	Arbeitnehmerhilfe
4.1.2	17	Integration contract	Eingliederungsvertrag
5 - Integration of the disabled			
5.1	23	Incentives for the recruitment and employment of the severely disabled	Förderleistungen zur Einstellung und Beschäftigung schwerbehinderter Menschen
5.3	13	Promoting integration of the disabled into working life	Förderung der Teilhabe behinderter Menschen am Arbeitsleben
6 - Direct job creation			
6.2	21	Support for job-creation measures (ABMs)	Förderung von Arbeitsbeschaffungsmaßnahmen (ABM)
6.2	22	Support for structural adjustment measures	Förderung von Strukturanpassungsmaßnahmen
7 - Start-up incentives			
7	9	Bridging allowance	Überbrückungsgeld
8 - Out-of-work income maintenance and support			
8.1.1	1	Unemployment benefit	Arbeitslosengeld
8.1.2	3	Unemployment assistance	Arbeitslosenhilfe
8.1.2	29	Integration assistance for new resettlers, persons having right of asylum and quota refugees	Eingliederungshilfe für Spätaussiedler, Asylberechtigte und Kontingentflüchtlinge
8.2	14	Short-time working allowance	Kurzarbeitergeld
8.2	15	Promotion of year-round employment in construction	Förderung der ganzjährigen Beschäftigung in der Bauwirtschaft
8.3	2	Part-time unemployment benefit	Teilarbeitslosengeld
8.5	4	Bankruptcy compensation payment	Insolvenzgeld



D.3 INVENTORY OF LMP MEASURES: Deutschland, 2001

Category	Measure	Name (English)	Name (National language)	
----------	---------	----------------	--------------------------	---

9 - Early retirement


9.1.2	24	Support of part-time employment for older employees	Förderung der Altersteilzeitarbeit
-------	----	---	------------------------------------

Mixed measures

1,2,1,2.3, 2.4,4.1.1, 6.2	38	Immediate Action Programme against youth unemployment	Sofortprogramm zum Abbau der Jugendarbeitslosigkeit
---------------------------------	----	---	---

Count of measures	33
-------------------	----

D.4 INVENTORY OF LMP MEASURES: Ellada, 2001

Category	Measure	Name (English)	Name (National language)	
0 - Public employment services (PES)				
0	31	Counselling - Vocational guidance	Συμβουλευτική-Καθοδήγηση	
0	32	Placement by the public employment services (OAED employment agencies)	Τοποθέτηση από τις δημόσιες υπηρεσίες απασχόλησης	
0	62	Development of structures of supporting services in issues of gender equality (K.E.TH.I.)	Ανάπτυξη δομών Σ.Υ.Υ. του Κέντρου Ερευνών για Θέματα Ισότητας (Κ.Ε.Θ.Ι.)	
1 - Intensive counselling and job-search assistance				
2 - Training				
2.1	8	Continuous vocational training programs for the unemployed (OAED)	Προγράμματα συνεχιζόμενης κατάρτισης (ΟΑΕΔ) για ανέργους	
2.1	33	Continuous vocational training programs for the unemployed (Ministry of Labour - KEK)	Προγράμματα συνεχιζόμενης κατάρτισης για ανέργους (Υπ. Εργασίας - ΚΕΚ)	
2.1	37	Training for unemployed seamen (Ministry of Merchant Marine)	Προγράμματα κατάρτισης Υπ. Εμπορικής Ναυτιλίας για ανέργους νεαρής ηλικίας	
2.4	6	Programs of alternating education (Apprenticeship)		
3 - Job rotation and job sharing				
4 - Employment incentives				
4.1.2	9	Programme New Jobs for the unemployed	ΝΘΕ για ανέργους	
4.1.2	51	The "stage" programme for unemployed graduates	Το πρόγραμμα εργασιακής εμπειρίας "Stage" για νέους πτυχιούχους ανέργους	
4.1.2	63	Programme New Jobs for the unemployed (L.A.E.K.) in 13 prefectures	Πρόγραμμα Νέων Θέσεων Απασχόλησης σε 13 νομούς (Λ.Α.Ε.Κ.)	
5 - Integration of the disabled				
5.1	45	Employment subsidies for special social groups (New Jobs, and New Entrepreneurs)	Επιδότηση της Απασχόλησης Ειδικών Κοινωνικών Ομάδων (ΝΘΕ και ΝΕΕ)	
5.3	1	Training programs for people with special needs in three vocational training centres of OAED	Προγράμματα Επαγγελματικής Κατάρτισης και Ψυχοκοινωνικής Στήριξης στα ΚΕΚ για ΑΜΕΑ του ΟΑΕΔ	
5.3	42	Combating exclusion from the labour market for specific social groups with reduced mobility etc	Καταπολέμηση του αποκλεισμού από την αγορά εργασίας για ειδικές κοινωνικές κατηγορίες	
6 - Direct job creation				
7 - Start-up incentives				
7	10	Promotion of self-employment for new entrepreneurs	Πρώθηση της αυταπασχόλησης νέων ελεύθερων επαγγελματιών ηλικίας 18-64 ετών.	
8 - Out-of-work income maintenance and support				
8.1.1	22	Unemployment benefit	Επίδομα ανεργίας	
8.1.2	23	Special unemployment assistance for those exceeding the unemployment benefit period	Ειδικό βοήθημα μετά τη λήξη της επιδότησης λόγω ανεργίας	
8.1.2	24	Special assistance provided after the completion of three months as a registered unemployed	Ειδικό βοήθημα μετά την τρίμηνη παραμονή στα μητρώα ανέργων	
8.1.2	27	National System of Protection from Unemployment - ESPA (Benefit for young unemployed)	Εθνικό Σύστημα Προστασίας από την Ανεργία - ΕΣΠΑ	
8.1.2	28	Special assistance for ex offenders	Ειδικό βοήθημα σε αποφυλακισμένους	
8.1.2	29	Special assistance for former political refugees and repatriated	Ειδικό βοήθημα σε παλιννοστούντες	
8.2	58	Special seasonal assistance	Ειδικά Εποχιακά Βοηθήματα	

D.4 INVENTORY OF LMP MEASURES: Ellada, 2001

Category	Measure	Name (English)	Name (National language)	
----------	---------	----------------	--------------------------	---

9 - Early retirement

Mixed measures

4.1.1,7 60

Programmes New Jobs and New Entrepreneurs -
Operational prog "Combating labour market exclusion"

Πρόγραμμα ΝΟΕ και ΝΕΕ -
Επιχειρ.Πρόγραμμα"Καταπολέμηση του Αποκλεισμού
από την Αγορά Εργασίας"

Count of measures 22

D.5 INVENTORY OF LMP MEASURES: España, 2001

Category	Measure	Name (English)	Name (National language)
----------	---------	----------------	--------------------------



0 - Public employment services (PES)

1 - Intensive counselling and job-search assistance

1	28	Managing placement, vocational guidance and retraining	Gestión de la colocación, orientación y readaptación profesional
1	48	Managing placement, vocational guidance and retraining (regions)	Gestión de la colocación, orientación y readaptación profesional (regiones)

2 - Training

2.1	8	National plan for vocational training and integration (Plan FIP)	Plan Nacional de Formacion e Insercion Profesional (PFIP)
2.1	35	National plan for vocational training and integration (Plan FIP, regions)	Plan Nacional de Formacion e Insercion Profesional (PFIP, regiones)
2.3	9	Scheme for workshop schools and youth training centres (ET y CO)	Programa de escuelas-taller y casas de oficio (ET y CO)
2.3	49	Scheme for workshop schools and youth training centres (ET y CO, regions)	Programa de escuelas-taller y casas de oficio (ET y CO, regiones)

3 - Job rotation and job sharing

3.1	17	Temporary work to replace maternity leavers, adoption, etc.	Contrato de interinidad para sustituir a trabajadores durante descanso por maternidad, adopción y ac
3.1	41	Temporary work to replace maternity leavers, adoption, etc. (regions)	Contrato de interinidad para sustituir a trabajadores durante descanso por maternidad, adopción etc (regiones)


4 - Employment incentives

4.1	29	Support for domestic migration	Apoyo a las migraciones interiores
4.1.1	11	Open ended employment contracts for the unemployed	Contratación indefinida de trabajadores desempleados
4.1.1	12	Open ended employment contracts for persons aged over 45	Contratación indefinida >45 años
4.1.1	15	Conversion of apprenticeship, training and substitution contracts into permanent contracts	Conversión en indefinidos de contratos de aprendizaje, prácticas y relevo
4.1.1	32	Active jobseeker's back-to-work allowance	Renta activa de inserción laboral
4.1.1	36	Open ended employment contracts for the unemployed (regions)	Contratación indefinida de trabajadores desempleados (regiones)
4.1.1	37	Open ended employment contracts for persons aged over 45 (regions)	Contratación indefinida >45 años (regiones)
4.1.1	39	Conversion of apprenticeship, training and substitution contracts into permanent contracts (regions)	Conversión en indefinidos de contratos de aprendizaje, prácticas y relevo (regiones)


5 - Integration of the disabled

5.1	13	Open ended employment contracts for the disabled	Contratación indefinida de minusválidos
5.1	16	Temporary contracts for the disabled	Contratación temporal de minusválidos
5.1	25	Integration of the disabled through self-employment	Integración Laboral del minusválido para instalarse como autónomo
5.1	38	Open ended employment contracts for the disabled (regions)	Contratación indefinida de minusválidos (regiones)
5.1	40	Temporary contracts for the disabled (regions)	Contratación temporal de minusválidos (regiones)
5.1	46	Integration of the disabled through self-employment (regions)	Integración Laboral del minusválido para instalarse como autónomo (regiones)
5.2	3	Financial support for special employment centres	Apoyo al Empleo en Centros Especiales de Empleo
5.2	34	Financial support for special employment centres (regions)	Apoyo al Empleo en Centros Especiales de Empleo (regiones)
5.3	14	Training contracts for the disabled	Contratos formativos con minusválidos


D.5 INVENTORY OF LMP MEASURES: España, 2001

Category	Measure	Name (English)	Name (National language)
			
6 - Direct job creation			
6.2	18	INEM-Public administration accords	Convenios INEM-Administraciones Públicas
6.2	19	Promotion of agricultural employment in Andalucía, Extremadura and under-developed rural areas	Fomento del empleo agrario en Andalucía, Extremadura y Zonas rurales deprimidas
6.2	31	Employment workshops	Talleres de empleo
7 - Start-up incentives			
7	20	Capitalisation of unemployment benefits	Capitalización de las prestaciones por desempleo
7	21	Promotion of self-employment	Promoción del empleo autónomo
7	22	Financial aid for the integration of returning emigrants	Ayudas económicas para la integración laboral de los emigrantes retornados
7	23	Promotion of employment in co-operatives	Promoción del empleo en cooperativas
7	24	Promotion of local employment initiatives	Promoción de iniciativas locales de empleo
7	43	Promotion of self-employment (regions)	Promoción del empleo autónomo (regiones)
7	44	Promotion of employment in co-operatives (regions)	Promoción del empleo en cooperativas (regiones)
7	45	Promotion of local employment initiatives (regions)	Promoción de iniciativas locales de empleo (regiones)
8 - Out-of-work income maintenance and support			
8.1.1	5	Contributory unemployment benefit	Prestación por desempleo total de nivel contributivo
8.1.2	6	Unemployment assistance	Subsidio por desempleo de nivel asistencial
8.1.2	7	Assistance for unemployed casual agricultural workers	Subsidio de desempleo para los Trabajadores Eventuales Agrarios
8.2	4	Partial unemployment benefits (contributory)	Prestaciones por desempleo parcial de nivel contributivo
8.5	30	Bankruptcy compensation	Compensación por quiebra
9 - Early retirement			
9.1.1	26	Early retirement with substitution by another worker	Jubilación anticipada mediante sustitución por otro trabajador
9.1.1	47	Early retirement with substitution by another worker (regions)	Jubilación anticipada mediante sustitución por otro trabajador (regiones)
9.1.2	27	Replacement contracts	Contrato de relevo
9.2.1	1	Employment promotion funds (early retirement)	Fondos de Promoción de Empleo (Jubilación anticipada)
9.2.1	2	Early retirement allowance	Ayudas previas a la jubilación ordinaria
9.2.1	33	Early retirement allowance (regions)	Ayudas previas a la jubilación ordinaria (regiones)
Count of measures		47	

D.6 INVENTORY OF LMP MEASURES: France, 2001

Category	Measure	Name (English)	Name (National language)	
0 - Public employment services (PES)				
0	42	National employment agency (ANPE)	Agence nationale pour l'emploi (ANPE)	
0	43	Managerial employment agency (APEC)	Association pour l'emploi des cadres (APEC)	
0	44	Local centres, permanent reception, information and advisory services (PAIO)	Mission locale, permanence d'accueil, d'information et d'orientation (PAIO)	
1 - Intensive counselling and job-search assistance				
1	45	Retraining units	Cellule de reclassement	
1	53	Personalised services of ANPE	Prestations ANPE d'accompagnement	
1	54	Job search workshops (ANPE)	Ateliers ANPE	
1	55	Appraisal services of ANPE	Prestations ANPE d'évaluation	
1	56	Support services of ANPE	Prestations ANPE d'appui	
1	57	Guidance and monitoring services of AFPA	Prestations AFPA d'orientation et de suivi	
1	58	Pathway to jobs (TRACE)	Trajets d'accès à l'emploi (TRACE)	
2 - Training				
2	17	Training allowance - unemployment insurance system (AFR)	Allocation de formation reclassement (AFR)	
2	18	Training allowance - public system	Rémunération des stagiaires (régime public)	
2	63	Back to work training-allowance (AREF)	Allocation de retour à l'emploi - formation (AREF)	
2.1	10	Courses offered by the Association for Adult Vocational Training (AFPA)	Stages de l'Association pour la Formation Professionnelle des Adultes (AFPA)	
2.1	11	Courses for specific groups (IRILL)	Stages catégoriels (IRILL)	
2.1	13	Adult training courses organised by the regions	Stages de formation des adultes organisés par les Régions	
2.1	14	Courses for admission to enterprises	Stages d'accès à l'entreprise	
2.1	15	Individual training-for-employment and integration courses (SIFE)	Stage individuel d'insertion et de formation à l'emploi (SIFE)	
2.1	16	Group training-for-employment and integration courses (SIFE)	Stage collectif d'insertion et de formation à l'emploi (SIFE)	
2.1	64	Training support (PARE)	Aides à la formation (PARE)	
2.2	20	FNE conventions on training and retraining	Conventions FNE de formation ou d'adaptation	
2.3	9	Courses for young job-seekers (State + regions)	Stages jeunes demandeurs d'emploi (Etat + Régions)	
2.4	22	Exemptions and subsidies for recruitment of apprentices	Exonération et prime pour l'embauche d'apprentis	
3 - Job rotation and job sharing				
4 - Employment incentives				
4.1	26	Employment-initiative contract (CIE)	Contrat initiative emploi (CIE)	
4.1	27	Exemption from social charges for recruitment of a first employee	Exonération de cotisations sociales pour l'embauche d'un premier salarié	
4.1	28	Exemption from social charges for recruitment of the 1st to 50th employee in ZRR and ZRU areas	Exonération de cotisations sociales pour l'embauche du 1er au 50è salarié dans les zones ZRR et ZRU	
4.1.1	32	Degressive temporary allowance	Allocation temporaire dégressive	
4.1.1	65	Degressive support to employer (PARE)	Aide dégressive à l'employeur (PARE)	
4.1.2	24	Qualification contracts (alternance training)	Contrat de qualification (Formation en alternance)	
4.1.2	25	Orientation contracts (alternance training)	Contrat d'orientation (Formation en alternance)	
4.1.2	36	Economic integration enterprises	Entreprise d'insertion par l'économique	
4.1.2	37	Intermediary associations	Association intermédiaire	
4.1.2	60	Adult qualification contracts	Contrat de qualification adultes	
4.1.2	61	Integration undertaking providing temporary staff	Entreprise de travail temporaire d'insertion	
4.2	33	Retraining leave	Congé de conversion	
4.2	35	Supported transition to part time work	Aide au passage à temps partiel	
5 - Integration of the disabled				
5.1	49	Aid granted by the Association for the vocational integration of the disabled (AGEFIPH)	Aides de l'Association pour l'insertion professionnelle des handicapés (AGEFIPH)	
5.2	47	Income guarantee for disabled workers (CAT)	Garantie de ressources des travailleurs handicapés (CAT)	
5.2	48	Sheltered workshops for the disabled	Ateliers de travail protégé pour les handicapés	

D.6 INVENTORY OF LMP MEASURES: France, 2001

Category	Measure	Name (English)	Name (National language)
			
6 - Direct job creation			
6.2	39	Community work contract (CES)	Contrat emploi solidarité (CES)
6.2	40	Funded-employment contract (CEC)	Contrat emploi consolidé (CEC)
6.2	41	Town employment contract	Contrat emploi de ville
6.2	46	Jobs for young people	Emplois - jeunes
7 - Start-up incentives			
7	38bis	Consultancy cheque-book for business creation	Chèque-conseil création d'entreprise
7	38	Aid for the unemployed setting-up or rescuing a company	Aide aux chômeurs créateurs ou repreneurs d'entreprise
7	59	Support for new business development	Encouragement au développement d'entreprises nouvelles
8 - Out-of-work income maintenance and support			
8.1.1	1	Single degressive allowance (Unemployment insurance system)	Allocation unique dégressive (Régime d'assurance chômage)
8.1.2	2	Integration allowance (Solidarity system)	Allocation d'insertion (Régime de solidarité)
8.1.2	3	Specific solidarity allowance (Solidarity system)	Allocation spécifique de solidarité (Régime de solidarité)
8.2	4	Partial unemployment	Chômage partiel
9 - Early retirement			
9	62	Early retirement for special groups of employees (CATS)	Cessation d'activité de certains travailleurs salariés (CATS)
9.1.1	8	Job-substitution allowance	Allocation de remplacement pour l'emploi
9.1.2	34	Phased early retirement	Préretraite progressive
9.2.1	6	FNE special redundancy allowance	Allocation spéciale licenciement du Fonds National de l'Emploi
Mixed measures			
1,2,2.1	19	Retraining agreements	Convention de conversion
Count of measures		55	

D.7 INVENTORY OF LMP MEASURES: Ireland, 2001

Category	Measure	Name (English)	Name (National language)
----------	---------	----------------	--------------------------



0 - Public employment services (PES)

0	9	Job facilitation service
0	22	Counselling/guidance

1 - Intensive counselling and job-search assistance

1	15	Job clubs
1	36	Local employment services

2 - Training

2.1	10	Back to education allowance (BTEA)
2.1	35	VTOS (Vocational training opportunities scheme)
2.1	38	Bridging Foundation
2.1,2.2	20	Industry training
2.1,2.2	21	Local enterprise
2.1,2.2	24	Re-integration training
2.3	25	Community training
2.4	34	Youthreach

3 - Job rotation and job sharing

4 - Employment incentives

4.1.1	4	Back to work allowance
4.1.1	5	PRSI Exemption scheme
4.1.1	7	Part-time job incentive scheme
4.1.1	31	Jobstart
4.1.2	32	Workplace

5 - Integration of the disabled

5.1	17	Workplace/equipment grants
5.1	18	Employment support scheme

6 - Direct job creation

6.2	23	Community employment scheme
6.2	37	Job Initiative

7 - Start-up incentives

7	3	Back to work enterprise allowance (BWEA)
---	---	--

8 - Out-of-work income maintenance and support

8.1.1	1	Unemployment benefit
8.1.2	2	Unemployment assistance

9 - Early retirement

9.2.1	12	Pre-retirement allowance
-------	----	--------------------------

Count of measures 25

D.8 INVENTORY OF LMP MEASURES: Italia, 2001

Category	Measure	Name (English)	Name (National language)	
----------	---------	----------------	--------------------------	---

0 - Public employment services (PES)

0	83	Prevention of long-term unemployment (ESF co-financed measures 2000-2006)	Azioni cofinanziate FSE 2000-2006 - Prevenzione disoccupazione di lunga durata
---	----	---	--

1 - Intensive counselling and job-search assistance

2 - Training

2	82	Integration and re-integration of long-term unemployed (ESF co-financed measures 2000-2006)	Azioni cofinanziate FSE 2000-2006 - Inserimento e reinserimento dei disoccupati di lunga durata
2	84	Integration and re-integration of disadvantaged groups into the labour market (ESF co-financed measures 2000-2006)	Azioni cofinanziate FSE 2000-2006 - Inserimento e reinserimento di gruppi svantaggiati
2	86	Integration of unemployed women into the labour market (ESF co-financed measures 2000-2006)	Azioni cofinanziate FSE 2000-2006 - Promozione partecipazione femminile al mercato del lavoro
2.2	24	Training & work contracts	Contratti di Formazione e lavoro
2.4	25	Apprenticeship	Apprendistato

3 - Job rotation and job sharing

4 - Employment incentives

4.1	32	Reintegration of managers in SMEs	Reinserimento di dirigenti disoccupati nelle PMI
4.1	51	Total triennial relief	Sgravio totale triennale
4.1.1	10	Reintegration contracts	Contratti di reinserimento
4.1.1	35	Incentives for taking on employees in CIGS	Incentivi assunzione lavoratori CIGS 3 mesi
4.1.1	36	Incentives for taking on long-term unemployed	Incentivi assunzione lavoratori disoccupati 24 mesi
4.1.1	52	Total annual relief	Sgravio totale annuale
4.1.1	56	Tax relief for SMEs creating jobs in Objective 1 areas	Credito d'imposta per le assunzioni operate da PMI nelle zone ob.1
4.1.1	57	Tax relief for job creation	Credito d'imposta per nuove assunzioni
4.1.1	59	Conversion of temporary apprenticeship contracts into permanent ones	Trasformazione in contratto a tempo indeterminato di contratto di Apprendistato
4.1.1	60	Conversion of temporary training & work contracts into permanent ones	Trasformazione in contratto a tempo indeterminato di contratto di Formazione e Lavoro
4.1.1,4.1.2	3	Incentives for hiring those registered in mobility lists	Incentivi per l'assunzione degli iscritti nelle liste di mobilità
4.1.2	53	Vocational integration schemes	Piani di inserimento professionale
4.1.2	54	Vocational and guidance traineeships	Tirocini formativi e di orientamento
4.2	49	Realignment contracts	Contratti di riallineamento
4.2	61	Subsidy for firms located in the Mezzogiorno	Contributo in forma capitaria per unità locali operanti nel Mezzogiorno

5 - Integration of the disabled

5.1	67	Exemption from social contributions for disadvantaged workers in social co-operatives	Sgravio contributivo totale per lavoratori svantaggiati nelle cooperative sociali
-----	----	---	---


6 - Direct job creation

6.2	11	Socially useful work (LSU)	Lavori socialmente utili (LSU)
-----	----	----------------------------	--------------------------------

7 - Start-up incentives

7	19	Loans for one-person businesses	Prestito d'onore
7	65	Relief for workers under 32 starting their own business	Sgravi per lavoratori con meno di 32 anni che avviano attività autonoma
7	85	Support of integration into regular labour market (ESF co-financed measures 2000-2006)	Azioni cofinanziate FSE 2000-2006 - Sostegno al lavoro regolare e all'emersione delle attività non regolari
7	87	Development of entrepreneurship (ESF co-financed measures 2000-2006)	Azioni cofinanziate FSE 2000-2006 - Sviluppo imprenditorialità con priorità nuovi bacini impiego

D.8 INVENTORY OF LMP MEASURES: Italia, 2001

Category	Measure	Name (English)	Name (National language)
			
8 - Out-of-work income maintenance and support			
8.1.1	3a	Mobility allowance	Indennità di mobilità
8.1.1	71	Ordinary unemployment benefit (outside agriculture)	Indennità di disoccupazione non agricola ordinaria
8.1.1	72	Ordinary unemployment benefit with reduced requirements (outside agriculture)	Indennità di disoccupazione non agricola con requisiti ridotti
8.1.1	73	Ordinary unemployment benefit in the agricultural sector	Indennità di disoccupazione agricola ordinaria
8.1.1	74	Special unemployment benefit in the agricultural sector (66%)	Indennità di disoccupazione agricola speciale (66%)
8.1.1	75	Special unemployment benefit in the agricultural sector (40%)	Indennità di disoccupazione agricola speciale (40%)
8.1.1	76	Unemployment benefit with reduced requirements in the agricultural sector	Indennità di disoccupazione agricola con requisiti ridotti
8.1.1	77	Special unemployment benefit in the construction sector	Indennità di disoccupazione speciale per l'edilizia
8.2	80	Ordinary Wage Compensation Fund	Cassa Integrazione Guadagni Ordinaria
8.2	81	Extraordinary Wage Compensation Fund	Cassa Integrazione Guadagni Straordinaria
9 - Early retirement			
9.2.1	16	Early retirement	Prepensionamento
Mixed measures			
3.2.4.2	8	Solidarity contracts	Contratti di solidarietà
4.1.1,7	55	Subsidies for the reinsertion of ex-LSU	Contributo per il reinserimento lavorativo degli ex LSU
Count of measures		40	

D.9 INVENTORY OF LMP MEASURES: Luxembourg, 2001

Category	Measure	Name (English)	Name (National language)	
----------	---------	----------------	--------------------------	---

0 - Public employment services (PES)

1 - Intensive counselling and job-search assistance

2 - Training

2	26	Training course for vocational reinsertion	Stage de réinsertion professionnelle
2.1	11	Training for entering or re-entering the labour market	Cours d'insertion professionnelle
2.1	12	Vocational retraining (workers)	Rééducation professionnelle (travailleurs)
2.2	24	Temporary auxiliary contract	Contrat d'auxiliaire temporaire
2.2	25	Training course of insertion in enterprise	Stage d'insertion en entreprise
2.4	18	Aids/subsidies for apprenticeships	Aides/prime à l'apprentissage

3 - Job rotation and job sharing

4 - Employment incentives

4	3	Aid to re-enter the labour market	Aide au réemploi
4.1	6	Aid for employing long-term and older unemployed	Aides à l'embauche de chômeurs âgés et de chômeurs de longue durée
4.1	7	Mobility allowance	Aides à la mobilité géographique
4.1	9	Income tax reduction for employing unemployed people	Bonification d'impôt pour l'embauche de chômeurs

5 - Integration of the disabled

5.1	21	Measures of professional (re)integration of disabled workers	Mesures d'intégration et de réintégration professionnelles des travailleurs handicapés
5.1	22	Adaptation of the workplace for disabled workers	Aménagement des postes de travail pour personnes handicapées
5.1	23	Reimbursement of supplementary leave for disabled workers	Prise en charge du congé supplémentaire pour travailleurs handicapés
5.3	20	Vocational training and retraining measures for disabled workers	Mesures d'orientation, de formation, de réadaptation et de rééducation professionnelles des travailleurs handicapés

6 - Direct job creation

6.1	13	Subsidies for the creation of jobs of socio-economic value	Aides à la création d'emplois d'utilité socio-économique
6.2	2	Extraordinary works of general interest	Travaux extraordinaires d'intérêt général
6.2	10	Socially useful works	Mise au travail des chômeurs

7 - Start-up incentives

7	14	Subsidies for the creation of businesses by the unemployed	Aides à la création d'entreprises par les chômeurs
---	----	--	--

8 - Out-of-work income maintenance and support


8.1	5	Unemployment compensation	Indemnité chômage complet
8.2	1	Partial unemployment benefit	Indemnisation de chômage partiel
8.2	4	Compensation for unemployment due to technical reasons or bad weather in the building sector	Indemnité chômage involontaire (chômage dû aux intempéries et chômage accidentel ou technique)
8.5	8	Debt guarantee in case of employer closing down	Garantie des créances en cas de faillite de l'employeur

9 - Early retirement

9.1.2	19	Early retirement	Préretraite
-------	----	------------------	-------------

Count of measures 23


D.10 INVENTORY OF LMP MEASURES: Nederland, 2001

Category	Measure	Name (English)	Name (National language)	
0 - Public employment services (PES)				
0	39	PES - Public employment services	Arbvo - Arbeidsvoorziening	
1 - Intensive counselling and job-search assistance				
2 - Training				
2	40	BBSW - Contribution scheme for sectoral training of the unemployed	BBSW - Bijdrageregeling Bedrijfstakgewijze Scholing Werklozen	
3 - Job rotation and job sharing				
3.1	37	Career break	Wet Financiering Loopbaanonderbreking (Finlo)	
4 - Employment incentives				
4.1.1	14	RSP - Regulation on employment in domestic services	RSP - Regeling Schoonmaakdiensten Particulieren	
5 - Integration of the disabled				
5.2	6	WSW - Sheltered employment act	WSW - Wet Sociale Werkvoorziening	
6 - Direct job creation				
6	3	Regulation on I/D-jobs for long-term unemployed (former WI1/EWLW)	I/D-regeling - Regeling In- en Doorstroombanen voor langdurig werklozen (voorheen WI1/EWLW)	
7 - Start-up incentives				
8 - Out-of-work income maintenance and support				
8.1.1	31	WW - Unemployment insurance	WW - Werkloosheidswet	
8.1.2	32	TW - Supplementary benefits	TW - Toeslagenwet	
8.1.2	33	Abw - National assistance benefit	Abw - Algemene bijstandswet	
8.1.2	34	IOAW - Income provisions for older or partially disabled, formerly unemployed persons	IOAW - Wet Inkomensvoorziening Oudere en gedeeltelijk Arbeidsongeschikte werkloze Werknemers	
8.1.2	35	IOAZ - Income provisions for older or partially disabled, formerly self-employed persons	IOAZ - Wet Inkomensvoorziening Oudere en gedeeltelijk Arbeidsongeschikte gewezen Zelfstandigen	
9 - Early retirement				
Mixed measures				
2.6.1,4.1.2	38	WIW - Jobseekers employment act	WIW - Wet Inschakeling Werkzoekenden	
2.4.4.1	1	WVA - Act on reduction of employers tax and social security contributions	WVA - Wet Vermindering Afdracht Loonbelasting en Premies Volksverzekeringen	
Count of measures	13			

D.11 INVENTORY OF LMP MEASURES: Österreich, 2001

Category	Measure	Name (English)	Name (National language)	
0 - Public employment services (PES)				
0	24	Counselling and support of employment seekers & services to enterprises (AMS)	Beratung und Betreuung von Arbeitssuchenden und Unternehmen (AMS)	
1 - Intensive counselling and job-search assistance				
1	16	External labour market consultation and support	Arbeitsmarktpolitische Beratungs- und Betreuungseinrichtungen	
1	28	Interview allowance	Vorstellungsbeihilfe	
2 - Training				
2	45	Community initiative EMPLOYMENT	Gemeinschaftsinitiative EMPLOYMENT	
2	46	Community initiative ADAPT	Gemeinschaftsinitiative ADAPT	
2.1	7	Promotion of occupational mobility - course cost and course related cost	Förderung der beruflichen Mobilität -Beihilfe zur den Kurs- u. Kursnebenkosten	
2.1	8	Promotion of occupational mobility - living allowance	Förderung der beruflichen Mobilität - Beihilfe zur Deckung des Lebensunterhalts	
2.1	9	Unemployment benefit (ALG) for training after parental leave	Ausbildungs-ALG (nach Karenzgeldbezug)	
2.1	12	Support for training in institutions	Förderung von Schulungseinrichtungen - Geförderte Personen in Kursen	
2.1	25	Further training allowance	Weiterbildungsgeld	
2.2	13	Support for training in enterprises	Förderung von Unternehmen - geförderte Personen in betriebl. Ausbildungsmaßnahmen	
2.4	11	Promotion of apprenticeship training and vocational training	Förderung der Lehrausbildung und Berufsvorbereitung	
2.4	31	JASG apprenticeship foundations	JASG Lehrlingsstiftungen	
2.4	32	JASG training courses	JASG Berufslehrgänge	
3 - Job rotation and job sharing				
3.1	26	Solidarity subsidy (SOL)	Solidaritätsprämie (SOL)	
4 - Employment incentives				
4.1	15	Integration subsidy (BEB, BESEB, EB)	Eingliederungsbeihilfen (BEB, BESEB, EB)	
4.1.1	5	Promotion of regional mobility and entry into employment - travel allowance	Förderung der regionalen Mobilität und Arbeitsaufnahme - Entfernungsbeihilfe	
4.1.1	6	Promotion of regional mobility and entry into employment - childcare allowance	Förderung der regionalen Mobilität und Arbeitsaufnahme - Kinderbetreuungsbeihilfe	
4.2	19	Promotion of investment and restructuring	Förderung von Investitions- und Umstrukturierungsmaßnahmen	
4.2	22	Support for reintegration after parental leave	Wiedereinstellungsbeihilfe nach dem Karenzurlaub	
4.2	30	Bonus part of the incentive-disincentive system for elderly workers	Bonus Malus System im Rahmen der ALV - der BONUS	
5 - Integration of the disabled				
5.1	34	Work adjustment backup system and job assistance for the disabled	Arbeitsassistenz für Behinderte und sonstige Unterstützungsmaßnahmen der BSBs	
5.1	37	Support for employment of the disabled through the BSBs	Beschäftigungsbeihilfen für Behinderte durch die BSBs	
5.2	43	Subsidies for contracted out work (BSB)	Prämien für Werkaufträge (BSB)	
5.2	44	Integration enterprises (BSB)	Integrative Betriebe (BSB)	
5.3	35	Vocational training for the disabled	Berufliche Qualifizierung für Behinderte	
6 - Direct job creation				
6.1	27	Childcare institutions	Kinderbetreuungseinrichtungen	
6.2	14	Socio-economic enterprises (SÖB) and non-profit employment projects (GBP)	Sozialökonomische Beschäftigungsbetriebe (SÖB) und Gemeinnützige Beschäftigungsprojekte (GBP)	
6.2	29	Support for integration in the non-profit sector (GEB)	Gemeinnützige Eingliederungsbeihilfe GEB	
7 - Start-up incentives				
7	17	Business start-up programme (GB)	Gründungsbeihilfe (GB)	

D.11 INVENTORY OF LMP MEASURES: Österreich, 2001

Category	Measure	Name (English)	Name (National language)	
8 - Out-of-work income maintenance and support				
8.1.1	1	Unemployment benefit	Arbeitslosengeld	
8.1.2	2	Unemployment assistance	Notstandshilfe	
8.1.2	36	Special unemployment assistance	Sondernotstandshilfe	
8.2	20	Short-time working allowance	Kurzarbeitsbeihilfe	
8.2	21	Bad weather compensation	Schlechtwetterentschädigung der BUAK	
8.5	33	Insolvency-bankruptcy compensation	Insolvenz-Ausfallsgeld (IAG)	
9 - Early retirement				
9.2	49	Part-time pay/support for older workers	Altersteilzeitgeld/Altersteilzeitbeihilfe	
9.2.1	3	Transfer benefits to facilitate transition into retirement - Special support (SUG)	Leistungen zur Erleichterung des Übertritts in die Pension - Sonderunterstützung (SUG)	
9.2.1	4	Benefits to facilitate transition into retirement - Pension advances	Leistungen zur Erleichterung des Übertritts in die Pension - Pensionsbevorschussung	
Mixed measures				
2.7	18	Employment foundations	Arbeitsstiftungen gem. §18 Abs.5 / Stiftungs-ALG	
Count of measures		40		

D.12 INVENTORY OF LMP MEASURES: Portugal, 2001

Category	Measure	Name (English)	Name (National language)	
----------	---------	----------------	--------------------------	---

0 - Public employment services (PES)

0	95	Administration and public employment service	Administração e serviço público de emprego
---	----	--	--

1 - Intensive counselling and job-search assistance

2 - Training

2	99	PROFIJ - Training programme for the integration of youngsters (Azores)	PROFIJ - Programa Formativo de Inserção de Jovens (Açores)
2.1	14	Training grants for workers	Bolsas de formação da iniciativa do trabalhador
2.1	63	Initial training (excluding apprenticeship)	Formação inicial (excepto aprendizagem)
2.1	64	Training for unemployed	Formação para desempregados
2.1	67	Special training for disadvantaged groups	Formação especial para grupos desfavorecidos
2.1	103	Intervention for vocational training and employment	Mediação para a Formação e o Emprego
2.1	115	Vocational training for young and adults	Cursos de Educação Formação de Jovens/Adultos
2.2	22	Practical vocational training	Estágios profissionais
2.2	78	Grant-aided additional training for those who have completed vocational training measures (Madeira)	Apoio complementar de formação aos ex-estagiários de formação profissional - FC (Madeira)
2.2	98	Placement programme (Azores)	Plano Integrado de Estágios (Açores)
2.2	105	Practical vocational training aiming at socio-professional integration	Estágio de Integração Sócio-profissional
2.3	9	Training/employment schemes for young people, specialists, managers and adults	Programas de formação para jovens quadros e adultos
2.3	20	Vocational training workshops programme	Programa Escolas-Oficinas
2.3	112	Youth training and employment (Madeira)	Formação e Emprego de Jovens (Madeira)
2.3	113	Adult training and employment (Madeira)	Formação e Emprego de Adultos (Madeira)
2.4	7	Apprenticeship training for young people	Formação de jovens em regime de aprendizagem

3 - Job rotation and job sharing

3.1	116	Employment rotation program	Programa Rotação Emprego
-----	-----	-----------------------------	--------------------------

4 - Employment incentives

4	101	Incentives for geographical mobility	Incentivos à Mobilidade Geográfica
4	117	PREAMP - Regional employment plan in the metropolitan area of Porto	PREAMP - Plano Regional de Emprego para a área Metropolitana do Porto
4.1	62	Salary compensation	Compensação salarial
4.1	80	Local employment initiatives -ILE (Madeira)	Iniciativas locais de criação de emprego - ILE (Madeira)
4.1	107	Employment incentive	Apoios ao Emprego
4.1	118	PREA - Regional employment plan in Alentejo	PREA - Plano Regional de Emprego para a região do Alentejo
4.1.4.2	87	Employment incentives (Azores)	Incentivos ao Emprego (Açores)
4.1.1	23	Subsidies for permanent employment contracts	Apoio financeiro a contratação por tempo indeterminado
4.1.1	24	Local employment initiatives	Iniciativas locais de criação de empregos - ILE
4.1.1	29	Job creation for young people through exemptions from compulsory social security contributions	Criação de emprego de jovens por dispensa de contribuições para a Segurança Social
4.1.1	37	Exemption from social security contributions to promote recruitment of long-term unemployed	Apoio à contratação de trabalhadores desempregados de longa duração por dispensa de contribuições para a Segurança Social
4.1.1	106	Premium for socio-vocational integration	Prémio de Integração Sócio-profissional

D.12 INVENTORY OF LMP MEASURES: Portugal, 2001

Category	Measure	Name (English)	Name (National language)	
5 - Integration of the disabled				
5.1	31	Reduction of social security contributions to facilitate vocational integration of disabled persons	Redução de contribuições para a integração profissional de pessoas deficientes	
5.1	68	Promotion of socio-professional integration of disabled	Apoio à integração socio-profissional de pessoas deficientes	
5.1	69	Self-employment for disabled	Instalação por conta própria para deficientes	
5.1	91	Support for the social and vocational integration of disabled - wage cost subsidies (Azores)	Apoios Financeiros à Integração Socioprofissional de Deficientes - Compensação aos Empregadores (Açores)	
5.1	92	Self-employment for the disabled (Azores)	Apoios Financeiros à Integração Socio-profissional de Deficientes - Instalação por Conta Própria (Açores)	
5.2	33	Sheltered employment scheme	Programa sobre emprego protegido	
5.3	34	Vocational preparation schemes for disabled persons	Programas de formação profissional para pessoas deficientes	
5.3	84	Regional centre for professional training of disabled (Madeira)	Centro Regional de Formação Profissional de Deficientes (Madeira)	
6 - Direct job creation				
6.1	97	INTEGRA - Programme for adult integration (Azores)	INTEGRA - Programa de Integração de Adultos (Açores)	
6.2	3	Employment scheme for persons in receipt of unemployment benefits	Programa ocupacional para subsidiados	
6.2	4	Employment scheme for unemployed persons in need	Programa ocupacional para desempregados em situação de carencia economica	
6.2	86	Programme for temporary placement of those receiving unemployment benefit (Azores)	Programa de Colocação Temporária de Trabalhadores Subsidiados (Açores)	
6.2	89	Social programme for occupation of temporarily unemployed (Azores)	Programa Social de Ocupação de Adultos na Situação de Desemprego Temporário - Sazonal (Açores)	
6.2	110	Occupational program for adult unemployed (Madeira)	Programa Ocupacional de Adultos Desempregados (Madeira)	
6.2	111	Youth work experience (Madeira)	Experiência de Trabalho para Jovens (Madeira)	
6.2	114	Social employment scheme for the unemployed - PROSA (Azores)	PROSA - Programa Social de Ocupação de Adultos (Açores)	
6.2	119	Insertion-Employment program	Inserção Emprego	
7 - Start-up incentives				
7	25	Subsidies for creation of self-employed	Criação do Proprio Emprego por subsidiados	
7	26	Support for entry into self-employment	Apoio a Criação do Proprio Emprego - ACPE	
7	81	Support for the creation of self-employment -ACPE (Madeira)	Apoio à criação do próprio emprego - ACPE - (Madeira)	
7	90	Local initiatives for job creation (Azores)	Iniciativas Locais de Criação de Empregos (Açores)	
7	108	Incentives for self-employment	Apoios ao Auto-emprego	
8 - Out-of-work income maintenance and support				
8.1.1	75	Unemployment protection system / Unemployment subsidy	Sistema de protecção no desemprego / Subsídio de desemprego	
8.1.2	76	Unemployment protection system / Unemployment assistance	Sistema de protecção no desemprego / Subsídio social de desemprego	
8.2	1	Short-time working or temporary suspension of employment	Suspensao ou reducao temporaria da prestacao de trabalho	
8.3	104	Partial unemployment benefit	Subsídio de desemprego parcial	
8.4	109	Compensation for termination of employment contract	Compensação por Cessação do Contrato de Trabalho	
8.5	61	Payment of backdated earnings from bankrupt or insolvent firms	Garantia salarial	
9 - Early retirement				
9.2	44	Early retirement agreements between workers and employers	Pré-reforma	
9.2.1	41	Early retirement for the elderly unemployed	Reforma antecipada - trabalhadores idosos desempregados	

D.12 INVENTORY OF LMP MEASURES: Portugal, 2001

Category	Measure	Name (English)	Name (National language)	
----------	---------	----------------	--------------------------	---

Mixed measures

2,4	96	Integration enterprises	Empresas de Inserção	
2.2,7	21	Promotion of vocational training and employment to conserve the cultural heritage	Apoio a formação-emprego no âmbito da Conservação do Património Cultural - CPC	
Count of measures		62		

D.13 INVENTORY OF LMP MEASURES: Suomi/Finland, 2001

Category	Measure	Name (English)	Name (National language)	
0 - Public employment services (PES)				
0	5	Mobility allowance	Liikkuvuusavustus	
0	18	Placement services	Työnvälitys	
0	21	Training and vocational information services	Tietopalvelu	
1 - Intensive counselling and job-search assistance				
1	20	Vocational guidance	AmmatINVALINNAOHJAUS	
2 - Training				
2.1	6	Labour market training	Työvoimakoulutus	
2.1	17	Support for self-motivated training for unemployed persons	Omaehtoisen opiskelun tuki työttömille	
2.1	24	The adult training supplement of the training and redundancy fund	Koulutus- ja erorahaston aikuiskoulutuslisä	
2.2	12	Employment subsidy for practical training	Työllistämistuki työharjoitteluun	
2.2	15	Trainee work with labour market support	Työharjoittelu työmarkkinatuella	
2.4	7	Apprenticeship for the unemployed	Oppisopimuskoulutus työttömille	
3 - Job rotation and job sharing				
3.1	16	Job rotation	Työnvuorottelu	
3.2	13	Part-time pay supplement	Työllistäminen osa-aikatyöhön	
4 - Employment incentives				
4.1	35	Combined subsidy	Yhdistelmätuki	
4.1.1	10	Employment subsidy, private companies	Työllistämistuki yrityksille	
5 - Integration of the disabled				
5.2	34	Sheltered work	Suojatyö	
5.3	22	Vocational rehabilitation	Ammatillinen kuntoutus työvoimapalveluna	
5.3	25	Rehabilitation activities of the social insurance institution	Kansaneläkejärjestelmän ammatillinen kuntoutus	
5.3	26	Rehabilitation activities of the employment pension scheme	Työeläkejärjestelmän ammatillinen kuntoutus	
5.3	27	Rehabilitation activities of the accident and traffic insurance	Tapaturma- ja liikennevakuutuksen ammatillinen kuntoutus	
6 - Direct job creation				
6.2	8	Temporary government employment	Valtion työtehtävät	
6.2	9	Employment subsidy, municipalities	Kunnallinen työllistämistuki	
6.2	36	Rehabilitative working activity	Kuntouttava työtoiminta	
7 - Start-up incentives				
7	11	Start-up grant	Yrittäjäraha	
8 - Out-of-work income maintenance and support				
8.1.1	1	Earnings-related unemployment allowance	Työttömän ansiosidonnainen päiväraha	
8.1.2	2	Basic unemployment allowance	Työttömän peruspäiväraha	
8.1.2	4	Labour market support (passive component)	Työttömän työmarkkinatuki	
8.2	30	Earnings related adjusted unemployment allowance as partial unemployment benefit	Soviteltu ansiosidonnainen päiväraha lyhennettyä työaikaa tekeville	
8.2	32	Adjusted basic unemployment allowance or labour market support as partial unemployment benefit	Soviteltu peruspäiväraha tai työmarkkinatuki lyhennettyä työaikaa tekeville	
8.3	31	Earnings related adjusted unemployment allowance as part-time unemployment benefit	Soviteltu ansiosidonnainen päiväraha osa-aikatyötä tekeville	
8.3	33	Adjusted basic unemployment allowance or labour market support as part-time unemployment benefit	Soviteltu peruspäiväraha ja työmarkkinatuki osa-aikatyötä tekeville	
8.4	23	Redundancy payment	Eroraha	
8.5	28	Pay security	Palkkaturva	

D.13 INVENTORY OF LMP MEASURES: Suomi/Finland, 2001

Category	Measure	Name (English)	Name (National language)	
----------	---------	----------------	--------------------------	---

9 - Early retirement

9.2.1	3	Unemployment pension	Työttömyyseläke
-------	---	----------------------	-----------------

Count of measures	33
-------------------	----

D.14 INVENTORY OF LMP MEASURES: Sverige, 2001

Category	Measure	Name (English)	Name (National language)
0 - Public employment services (PES)			
0	19	Placement service	Platsförmedling
0	20	Vocational guidance service	Yrkesvägledning
0	42	Activity Guarantee	Aktivitetegarantin
1 - Intensive counselling and job-search assistance			
1	14	Employability rehabilitation programme	Arbetslivsinriktad rehabilitering
1	43	Activities within counselling, guidance and placement services	Aktiviteter inom vägledning och platsförmedling
2 - Training			
2.2	3	International practice scholarship	Interpraktikstipendier
2.1	6	Computer/activity centres	Datortek
2.1	11	On-the-job training	Företagsutbildning
2.1	22	Study allowance for the unemployed (SVUXA)	Särskilt vuxenstudiestöd till arbetslösa (SVUXA)
2.1	39	Adult education initiative	Kunskapslyftet
2	47	Projects with Employment Policy Orientation	Projekt med arbetsmarknadspolitisk inriktning
2.1	49	Preparatory Training Courses	Förberedande eller orienterande utbildning
2.1	50	Employment Training	Arbetsmarknadsutbildning
3 - Job rotation and job sharing			
4 - Employment incentives			
4.1.2	7	Municipal youth programme	Kommunala ungdomsprogrammet
4.1	15	Mobility allowance	Flyttningsbidrag
4.1.2	31	Youth guarantee	Ungdomsgarantin
4.1.2	35	Work Experience	Arbetspraktik
4.1.1	36	General recruitment incentive	Allmänt anställningsstöd
4.1.1	37	Extended recruitment incentive (for persons enrolled with the PES for 2 years)	Förstärkt anställningsstöd (för 2-års inskrivna)
4.1.1	44	Special recruitment incentive	Särskilt anställningsstöd
4.1.1	45	Extended recruitment incentive (for persons enrolled with the PES for 4 years)	Förstärkt anställningsstöd (4-års inskrivna)
5 - Integration of the disabled			
5.1	12	Wage subsidies	Lönebidrag
5.2	13	Public sheltered employment (OSA)	Offentligt skyddat arbete (OSA)
5.2	21	Samhall	Samhall
5.1	38	Supported employment programme (SIUS)	Särskilt introduktionsstöd för handikappade (SIUS)
5.1	40	Workplace adjustment grants	Bidrag till arbetshjälpmedel, arbetsbiträde, näringshjälp och reskostnader
5.1	46	Dormant disability pension	Vilande förtidspension
6 - Direct job creation			
6.2	10	Temporary public employment for older unemployed (OTA)	Offentligt tillfälligt arbete (OTA)
7 - Start-up incentives			
7	9	Start-up grants	Start av näringsverksamhet
8 - Out-of-work income maintenance and support			
8.1,8.3	16	Unemployment insurance and Basic insurance	Arbetslöshetsförsäkring och Grundförsäkring
8.5	30	Wage guarantee	Lönegaranti
9 - Early retirement			
9.2	29	Occasional resignation compensation	Tillfällig avgångsersättning



D.14 INVENTORY OF LMP MEASURES: Sverige, 2001

Category	Measure	Name (English)	Name (National language)	
----------	---------	----------------	--------------------------	---

Mixed measures

2.1,3.1	41	Special training grant (UBS)	Särskilt utbildningsbidrag (UBS)	
Count of measures		33		

D.15 INVENTORY OF LMP MEASURES: United Kingdom, 2001

Category	Measure	Name (English)	Name (National language)	
----------	---------	----------------	--------------------------	---

0 - Public employment services (PES)

0 9 Job placing - Employment service placing and advisory functions

1 - Intensive counselling and job-search assistance

1 8 Jobseeker's allowance (JSA) - Interviews
 1 10 New Deal for Partners of Unemployed People (NDPU)
 1 11 New Deal for Lone Parents (NDLP)
 1 14 Travel to interview scheme
 1 16 Work trials
 1 20 Jobfinder/Jobfinder Plus
 1 22 Programme centres (plus other jobsearch provision: Jobclub, Jobplan)
 1 23 PACTS - Placing assessment and counselling teams

2 - Training

2.3 4 Work-based learning for adults (WBLA)
 2.4 5 Work-based training for young people (WBTYP)

3 - Job rotation and job sharing

4 - Employment incentives

4.1 29 Jobfinder's grant

5 - Integration of the disabled

5 24 Employment rehabilitation (Work preparation)
 5.1 31 Access to work
 5.1 32 Job introduction scheme (JIS)
 5.1.5.2 33 Supported employment (including Remploy)
 5.3 12 New Deal for Disabled People (NDDP)

6 - Direct job creation

7 - Start-up incentives

7 36 Youth enterprise initiative (YEI)

8 - Out-of-work income maintenance and support

8.1 3 Jobseeker's allowance (JSA): payments

9 - Early retirement

Mixed measures

1,2.1,2.2, 2 New Deal 25+
 4.1.2
 1,2.1,4.1.2 1 New Deal for 18-24
 ,6.2
 1,2.2,6.2 35 Employment zones
 1,4.1 37 New Deal 50+

Count of measures 23

D.16 INVENTORY OF LMP MEASURES: Norway, 2001

Category	Measure	Name (English)	Name (National language)	
----------	---------	----------------	--------------------------	---

0 - Public employment services (PES)

0	26	Job seekers registered in Public Employment Service (Aetat)	Arbeidssøkere registrert i Arbeidsmarkedsetaten (Aetat)
---	----	---	---

1 - Intensive counselling and job-search assistance

1	4	Job clubs	Jobbklubber
---	---	-----------	-------------

2 - Training

2.1	7	Labour Market Training (AMO)	Arbeidsmarkedsopplæring (AMO)
2.2	8	Traineeship/sponsorship scheme	Praksisplass og fadderplass
2.2	9	In-house training (BIO)	Bedriftsintern opplæring (BIO)
2.4	10	Apprentices in government agencies	Lærlinger i statlige etater

3 - Job rotation and job sharing

3.1	12	Temporary substitute places	Vikarplasser
-----	----	-----------------------------	--------------

4 - Employment incentives

4.1	5	Mobility promoting grants	Mobilitetsfremmende stønader
4.1.1	6	Wage subsidies to employers	Lønnskudd til arbeidsgivere
4.1.1	28	Wage subsidies for the occupationally disabled	Lønnskudd yrkeshemmede

5 - Integration of the disabled

5.1	13	In-house rehabilitation (BIA)	Bedriftsintern Attføring (BIA)
5.1	18	Integration subsidies	Integreringstilskudd
5.1	19	Supported employment (AB)	Arbeid med bistand (AB)
5.1	23	Sheltered workshops (AMB phase 1)	Arbeidsmarkedsbedrifter (AMB) fase1
5.2	15	Preparatory job training (AFT)	Arbeidsforberedende trening (AFT)
5.2	24	Sheltered workshops (AMB phase 2)	Arbeidsmarkedsbedrifter (AMB) fase2
5.3	14	Public sector employment for the occupationally disabled	Syssettingstiltak i offentlig virksomhet
5.3	16	Job training groups (ATG)	Arbeidstreningsgrupper (ATG)
5.3	21	Practice in regular places of work	Hospitering i ordinære bedrifter
5.3	22	Education in regular schools	Utdanning i ordinære skoler

6 - Direct job creation

6.2	11	Temporary public employment (KAJA)	Kompetanse, arbeidstrening og jobbskaping for arbeidsledige (KAJA)
-----	----	------------------------------------	--

7 - Start-up incentives

7	25	Start your own business	Egen etablering
---	----	-------------------------	-----------------

8 - Out-of-work income maintenance and support

8.1.1,8.5	1	Unemployment benefits	Dagpenger under arbeidsløshet
8.1.2	17	Special rehabilitation allowance (SPA)	Spesielle attføringstiltak (SPA)
8.1.2	27	Payments for occupational rehabilitation between measures	Attføringspenger mellom tiltak
8.1.2	29	Waiting benefit	Ventestønad

9 - Early retirement


Count of measures 26

E EXTERNAL DATA

E.1 GDP & currency exchange rates, 2001

E.1.1 GDP


Euro (Mrd), Current market prices

 eurostat	B	DK	D	EL	E	F	IRL	I	L	NL	A	P	FIN	S	UK	NO
GDP	254.3	177.8	2,071.2	130.9	651.6	1,475.6	114.5	1,220.1	22.1	429.2	211.9	123.0	135.8	244.9	1,597.0	187.7

Source: Eurostat, NewCronos. Data extracted on 16 June 2003

E.1.2 Exchange rates

National currency units per Euro


 eurostat	B	DK	D	EL	E	F	IRL	I	L	NL	A	P	FIN	S	UK	NO
Exchange rate	40.3399	7.45207	1.95583	340.750	166.386	6.55957	0.78756	1,936.27	40.3399	2.20371	13.7603	200.482	5.94573	9.25511	0.62187	8.04844

Source: Eurostat, NewCronos. Data extracted on 16 June 2003

E.2 Numbers of unemployed persons, 2001

E.2.1 Registered unemployed


Annual average (1000s)

 eurostat	B	DK	D	EL	E	F	IRL	I	L	NL	A	P	FIN	S	UK	NO
Registered unemployed	469.7	161.4	3,851.6		1,529.9	2,125.2	142.3	2,711.0	4.9	145.7	203.9	343.4	291.8	193.0	958.4	62.6

Source: LMP database. Data extracted on 11 June 2003

E.2.2 LFS unemployed

Annual average (1000s)

 eurostat	B	DK	D	EL	E	F	IRL	I	L	NL	A	P	FIN	S	UK	NO
LFS unemployed	287.3	132.0	3,078.0	456.8	1,869.1	2,231.0	66.0	2,264.5	3.0	186.0	139.3	215.8	237.8	220.0	1,494.5	82.3

Source: Eurostat, NewCronos. Data extracted on 16 June 2003; E national data.

F REFERENCE INFORMATION

F.1 Methodological information

1. Scope

The scope of the LMP database is defined as including all labour market measures which can be described as: *Public interventions in the labour market aimed at reaching its efficient functioning and to correct disequilibria and which can be distinguished from other general employment policy measures in that they act selectively to favour particular groups in the labour market.*

Public interventions refer to measures taken by general government in this respect which involve expenditure, either in the form of actual disbursements or of foregone revenue (reductions in taxes, social contributions or other charges normally payable). General government should be understood as including central government, state/regional government, local government and the social security funds. (See the LMP Methodology for detailed definitions.)

The scope of the database is also limited to labour market measures which are explicitly targeted in some way at groups of people with difficulties in the labour market - referred to here as target groups (i.e. it therefore excludes more general employment policies). In broad terms this covers people who are unemployed, people in employment but in risk of involuntary job-loss, and inactive persons who are currently not part of the labour force (in the sense that they are not employed or unemployed according to the ILO definitions¹) but who would like to enter the labour market and are disadvantaged in some way. (See the LMP Methodology for detailed definitions.)

Measures which act in the labour market but which are not targeted at disadvantaged groups are considered as general employment measures and should not be included in this data collection.

2 Coverage

The database aims to cover information on the whole territory of each country.

Data in this publication refer to 2001 unless otherwise specified by footnotes.

3. Statistical unit

The statistical unit in the LMP data collection is the labour market *measure*. The LMP questionnaire then

requests information for a number of variables, both quantitative and qualitative, which apply to and describe the statistical unit so defined.

4. Classification of measures

Measures are classified in two ways - by type of action (e.g. placement services or employment incentives) and by type of expenditure (e.g. transfers to individuals or transfers to employers).

4.1 Classification by type of action

The type of action refers to the way in which a measure acts to achieve its objectives. The classification scheme identifies one base category of general services and nine categories of LMP measures, most with two or more sub-categories (see table F.3). Brief definitions of each category are given below. (See the LMP methodology for further details and for conventions relating to each category.)

A measure incorporating actions from more than one category is known as a *mixed* measure.

Throughout this publication the term *category* (or *categories*) refers to categories of the classification by type of action (except paragraph 4.2 below which defines the classification by type of expenditure).

Categories of the classification by type of action:

0 - Public employment services (PES): *Services of the public employment services which facilitate the job-search process and which are generally available to all jobseekers.*

1 - Intensive counselling and job-search assistance: *Programmes which assist the job search process through intensive, individualised counselling and which are targeted to persons registered as unemployed job seekers experiencing special difficulties in getting a job, or other groups with difficult access to the labour market.*

2 - Training: *Programmes which aim to improve the employability of the unemployed and other target groups through training, and which are financed by public bodies. Measures included here should include some evidence of classroom teaching, or if in the workplace, supervision specifically for the purpose of instruction.*

3 - Job rotation and job sharing: *Programmes that facilitate the insertion of an unemployed person or a*

¹The ILO definition of 'unemployed' refers to persons who, during the reference period, were:

(a) *without work*, i.e. were not in paid employment or self-employment;

(b) *currently available for work*, i.e. were available for paid employment or self-employment during the reference period;

(c) *seeking work*, i.e. had taken specific steps in a specified recent period to seek paid employment or self-employment.

person from another target group into a work placement by substituting hours worked by an existing employee.

4 - Employment incentives: *Programmes which facilitate the recruitment of unemployed persons and other target groups, or help to ensure the continued employment of persons at risk of involuntary job loss. The majority of the labour cost is normally covered by the employer.*

5 - Integration of the disabled: *Programmes that aim to promote integration of disabled persons into the labour market.*

6 - Direct job creation: *Programmes that create additional jobs, usually of community benefit or socially useful, in order to find employment for the long-term unemployed or persons otherwise difficult to place. The majority of the labour cost is normally covered by the public finance.*

7 - Start-up incentives: *Programmes that promote entrepreneurship by encouraging the unemployed and target groups to start their own business or to become self-employed.*

8 - Out-of-work income maintenance: *Programmes which aim to compensate individuals for loss of wage or salary through the provision of cash benefits when:*
- *a person is capable of working and available for work but is unable to find suitable employment.*
- *a person is on lay-off or enforced short-time work or is otherwise temporarily idle for economic or other reasons (including seasonal effects).*
- *a person has lost his/her job due to restructuring or similar (redundancy compensation).*

9 - Early retirement: *Programmes which facilitate the full or partial early retirement of older workers who are assumed to have little chance of finding a job or whose retirement facilitates the placement of an unemployed person or a person from another target group.*

4.2 Classification by type of expenditure

The type of expenditure refers to the ways in which public funds are issued in order to benefit target groups. The classification scheme (see table F.4) is based firstly upon who is the direct recipient of the public money and then the type of expenditure involved (cash payment or foregone revenue) and the way it is disbursed (periodic or lump-sum payment). The direct recipient of public expenditure may be the individual beneficiaries, their employers, or service providers that produce goods and services provided as benefits in kind (e.g. training). Many measures utilise more than one type of expenditure.

Categories of the classification by type of expenditure:

1 - Transfers to individuals: *public expenditure transferred directly to individuals and which are paid in cash or through a reduction in obligatory levies.*

2 - Transfers to employers: *public expenditure transferred directly to employers and which are paid in cash or through a reduction in obligatory levies.*

3 - Transfers to service providers: *public expenditure transferred directly to producers of goods and services that are provided to individuals or to employers as benefits in kind.*

Sub-categories of the classification by type of expenditure:

1 - Periodic cash payments: *cash payments issued at regular intervals, such as each week, month or quarter.*

2 - Lump sum payments: *cash payments issued on a single occasion or in the form of a lump sum.*

3 - Reimbursements: *payments that reimburse the recipient in whole or in part for certified expenditure on specified goods and services.*

4 - Reductions in social contributions: *full or partial exemptions to obligatory social contributions.*

5 - Reductions in taxes: *full or partial exemptions to taxes or other obligatory levies other than social contributions.*

5. Expenditure

Item 18 of the LMP questionnaire relates to public expenditure on LMP measures. The expenditure to be reported is defined as being "*...the value of all benefits provided to individuals or organisations in the form of cash, reimbursements, directly provided goods and services, and revenue foregone through reductions in obligatory levies. The administrative costs associated with the measure should not be included.*"

Data are reported as a total (18.1) and then broken down by the three main types of expenditure following the classification by type of expenditure - Transfers to individuals (18.2), Transfers to employers (18.3) and Transfers to service providers (18.4). Items 18.2 and 18.3 are further broken down by the 5 detailed types of expenditure (see paragraph 4.2 above).

6. Participants

The LMP collects information on public interventions

(measures) in favour of persons disadvantaged in the labour market. Three variables are requested in order to evaluate the numbers of participants in these measures: stock, entrants and exits (respectively items 19, 20 and 21 in the questionnaire).

19. Stock refers to *the number of participants in a measure at a given moment*. The methodology specifies that an annual average stock should be calculated on the basis of monthly or weekly observations. As far as is known, any figures derived using less than quarterly observations are identified by footnotes. A person that participates twice in a given measure, each time for 3 months, gives exactly the same weight to the stock figure as a person who participates once for six months - $(3+3)/12 = 6/12 = 0.5$.

20. Entrants refers to *the number of participants joining the measure during the year (inflow)*. Persons already in the measure from the previous year are not included. The measurement includes all new starts so that a given individual may be counted more than once if they join, leave and then rejoin a measure during the year. As far as is known, any observations not derived in this way are identified by footnotes.

21. Exits refers to *the number of participants leaving the measure during the year (outflow)*. This includes completed participations and drop-outs - i.e. persons leaving a measure before completion, including those who leave early for positive reasons (i.e. because they have found work or have returned to education). As with entrants, the observation refers to participations and not individuals so that any given individual may be counted more than once. As far as is known, any observations not conforming to this definition are identified by footnotes.

The LMP questionnaire also requests breakdowns of participants using the following variables: 22 Sex; 23 Age; 24 Duration of unemployment; 25 Previous employment status of entrants; 26 Completions and drop-outs; 27 Destination of exits. (See the LMP Methodology for detailed definitions.)

F.2 LMP questionnaire




Qualitative items

1	Measure Number	12.3	State/regional government budget
2	Measure Name	12.4	Local government budget
2.1	Measure name (English)	12.5	Social security funds
2.2	Measure name (national language)	12.6	European Social Fund (ESF)
3	Description of Measure	12.7	Other
3.1	Description (English)	12.8	Clarification
3.2	Description (national language)	13	Objectives
4	Type of Action	14	Eligibility
4.1	Class	15	Responsible Institution
4.2	Measure components	15.1	Central Government
4.2.1	Category	15.2	State/regional government
4.2.2	Name	15.3	Local government
5	Type of Expenditure	15.4	Social security funds
5.1	Transfers to individuals	15.5	Trade union or similar
5.1.1	Periodic cash payments	15.6	Public employment services
5.1.2	Lump-sum payment	16	Legal Basis
5.1.3	Reimbursements	17	Implementation
5.1.4	Reduced social contributions	17.1	Year started
5.1.5	Reduced taxes	17.2	Year ended
5.2	Transfers to employers	17.3	Full-scale/pilot
5.2.1	Periodic cash payments	Expenditure	
5.2.2	Lump-sum payment	18	Expenditure
5.2.3	Reimbursements	18.1	Total
5.2.4	Reduced social contributions	18.2	Transfers to individuals
5.2.5	Reduced taxes	18.2.1	Periodic cash payments
5.3	Transfers to service providers	18.2.2	Lump-sum payments
5.4	Clarification	18.2.3	Reimbursements
6	Target Groups	18.2.4	Reduced social contributions
6.1	Unemployed	18.2.5	Reduced taxes
6.1.1	LTU	18.3	Transfers to employers
6.1.2	LTU definition	18.3.1	Periodic cash payments
6.2	Employed	18.3.2	Lump-sum payments
6.3	Inactive	18.3.3	Reimbursements
6.4	Jobseekers	18.3.4	Reduced social contributions
7	Detailed Target Groups	18.3.5	Reduced taxes
7.1	Youth	18.4	Transfers to service providers
7.2	Older	Participants	
7.3	Disabled	19	Stock
7.4	Immigrants/ethnic minorities	20	Entrants
7.5	Re-entrants/lone parents	21	Exits
7.6	Public priorities and Other	Breakdown of participants	
7.7	Clarification	22	Sex
8	Unemployment Registration	23	Age
8.1	Condition for participation	24	Duration of unemployment
8.2	Registration continued	25	Previous employment status of entrants
9	Receipt of Other Cash Benefits	25.1	Unemployed
9.1	Unemployment benefit	25.1.1	Registered
9.2	Other LMP benefit	25.2	Employed
9.3	Other benefit	25.3	Inactive
9.4	Clarification	26	Completions and drop-outs
10	Planned Duration	26.1	Completions
10.1	Typical	26.2	Drop-outs
10.2	Maximum	27	Destination of exits
10.3	Clarification	27.1	Employment
11	Area of Application	27.2	Unemployment
11.1	National	27.3	Other measure
11.2	Regional	27.4	Inactivity
11.3	Other	Duration	
11.4	Clarification	28	Average duration of participation
12	Source of Finance	Volume	
12.1	Ear-marked taxes	29	Volume
12.2	Central government budget		


F.3 Classification by type of action

Category	Name
0	Public employment services (PES)
1	Intensive counselling and job-search assistance
2	Training
2.1	Institutional training
2.2	Workplace training
2.3	Integrated training
2.4	Special support for apprenticeship
3	Job rotation and job sharing
3.1	Job rotation
3.2	Job sharing
4	Employment incentives
4.1	Recruitment incentives
4.1.1	Permanent
4.1.2	Temporary
4.2	Employment maintenance incentives
5	Integration of the disabled
5.1	Regular employment
5.2	Sheltered employment
5.3	Other rehabilitation and training
6	Direct job creation
6.1	Permanent
6.2	Temporary
7	Start-up incentives
8	Out-of-work income maintenance and support
8.1	Full unemployment benefits
8.1.1	Unemployment insurance
8.1.2	Unemployment assistance
8.2	Partial unemployment benefits
8.3	Part-time unemployment benefits
8.4	Redundancy compensation
8.5	Bankruptcy compensation
9	Early retirement
9.1	Conditional
9.1.1	Full
9.1.2	Partial
9.2	Unconditional
9.2.1	Full
9.2.2	Partial
X	Not classified


F.4 Classification by type of expenditure

Category	Name	
1	Total	
2	Transfers to individuals	
2.1	Periodic cash payments	
2.2	Lump-sum payments	
2.3	Reimbursements	
2.4	Reduced social contributions	
2.5	Reduced taxes	
3	Transfers to employers	
3.1	Periodic cash payments	
3.2	Lump-sum payments	
3.3	Reimbursements	
3.4	Reduced social contributions	
3.5	Reduced taxes	
4	Transfers to service providers	

F.5 Abbreviations by country

Country/Abbreviation	Meaning	
Generally applicable		
ESF	European Social Fund	
NAP	National (employment) action plan	
PES	Public employment service(s)	
SMEs	Small & medium sized enterprises	
Belgique/België		
ALE	Agence locale pour l'emploi	
CFI	Communauté flamande	
CG	Communauté germanophone	
CPAS	Centre public d'aide sociale	
FBI	Fonds budgétaire interdépartemental	
Fed	Fédéral	
FOREM	Office communautaire et régional de la formation professionnelle et de l'emploi pour la Région wallonne	
IBFFP	Institut bruxellois francophone pour la formation professionnelle	
MRE	Missions régionales pour l'emploi	
ONEM	Office national de l'emploi	
ORBEM	Office régional bruxellois de l'emploi	
RBC	Région Bruxelles-capitale	
RF	Région flamande	
RW	Région wallonne	
VDAB	Vlaamse Dienst voor Arbeid en Beroepsopleiding	
Danmark		
EØS	European Area of Economic Corporation, which consists of the EU, Norway, Iceland and Liechtenstein.	
SU	State educational support	
VERPS	Voluntary early retirement pay scheme	
Deutschland		
ABM	Arbeitsbeschaffungsmaßnahmen	
AQJ	Arbeit und Qualifizierung für Jugendliche	
BA	Bundesanstalt für Arbeit	
Quali-ABM	Qualifizierungs-Arbeitsbeschaffungsmaßnahmen	
SAM	Strukturanpassungsmaßnahme	
SGB	Sozialgesetzbuch	
Ellada		
EPA	National employment observatory	
ESPA	System of protection against unemployment	
KEK	Centres for vocational training	
KESEN	Training centres for merchant marine cadres	
KETHI	Research centre for gender equality	
KPA	Employment promotion centres	
OAED	Greek Manpower Employment Organisation (ΟΡΓΑΝΙΣΜΟΣ ΑΠΑΣΧΟΛΗΣΗΣ ΕΡΓΑΤΙΚΟΥ ΔΥΝΑΜΙΚΟΥ)	
España		
ET y CO	Programa de escuelas-taller y casas de oficio	
FORCEM	Fundacion para la formacion continua	
FPO	Formacion profesional ocupacional	
INEM	Instituto nacional de empleo	
MTAS	Ministerio de trabajo y asuntos sociales	
PFIP	Plan nacional de formacion e insercion profesional	
REASS	Régimen especial agrario de la seguridad social	


F.5 Abbreviations by country

Country/Abbreviation	Meaning	
France		
ACA	Allocation aux chômeurs âgés	
AFPA	Association pour la formation professionnelle des adultes	
AFR	Allocation de formation reclassement	
AGEFIPH	Association pour la gestion de l'emploi, la formation et l'insertion professionnelle des personnes handicapées	
ANPE	Agence nationale pour l'emploi	
APEC	Association pour l'emploi de cadres	
AP	Ateliers de travail protégé (pour handicapés)	
API	Allocation de parent isolé	
ARE	Allocation d'aide au retour à l'emploi	
AS	Allocation spéciale	
ASA	Allocation spéciale d'attente	
ASS	Allocation spécifique de solidarité	
AUD	Allocation unique dégressive	
BEP	Brevet d'études professionnelles (diplôme > CAP)	
CAP	Certificat d'aptitudes professionnelles (1er niveau de diplôme professionnel)	
CAT	Centre d'aide par le travail (pour handicapés)	
CEC	Contrat emploi consolidé	
CES	Contrat emploi solidarité	
CIE	Contrat initiative emploi	
CLD	Chômeurs de longue durée	
CNASEA	Centre national pour l'aménagement des structures agricoles (organisme payeur)	
EDEN	Encouragement au développement d'entreprises nouvelles	
FNE	Fonds national de l'emploi	
FFPPS	Fonds de la formation professionnelle et de la promotion sociale	
GRTH	Garantie de ressources des travailleurs handicapés	
IRILL	Insertion, réinsertion et lutte contre l'illettrisme	
PAIO	Permanence d'accueil, d'information et d'orientation	
RMI	Revenu minimum d'insertion	
SAE	Stage d'accès à l'entreprise	
SIFE	Stage d'insertion et de formation à l'emploi	
SMIC	Salaire minimum interprofessionnel de croissance	
TRACE	Trajet d'accès à l'emploi	
UNEDIC	Union Nationale interprofessionnelle pour l'emploi dans l'industrie et le commerce	
ZRR	Zones de revitalisation rurale	
ZRU	Zones de redynamisation urbaine	
Ireland		
BTEA	Back to education allowance	
CE	Community employment scheme	
ESS	Employment support scheme	
FAS	An Foras Aiseanna Saothair (The training and employment authority)	
IDA	Industrial development agency	
JTS	Job training scheme	
NCVA	National council for vocational awards	
NRB	National rehabilitation board	
PESP	Programme for economic and social progress	
PRSI	Pay related social insurance	
SST	Specific skills training	
UA	Unemployment assistance	
UB	Unemployment benefit	
VECs	Vocational education committees	
VTOS	Vocational training opportunities scheme	


F.5 Abbreviations by country

Country/Abbreviation	Meaning	
Italia		
CIGO	Cassa integrazione guadagni ordinaria	
CIGS	Cassa integrazione guadagni straordinaria	
CFL	Contratti di formazione e lavoro	
CCNL	Contratto collettivo nazionale di lavoro	
INPS	Istituto nazionale di previdenza sociale	
LSU	Lavori socialmente utili	
PMI	Piccole e medie imprese	
Luxembourg		
ADEM	Administration de l'emploi	
DAT	Division d'auxiliaires temporaires	
FE	Fonds pour l'emploi	
MTE	Ministère du travail et de l'emploi	
STH	Service des travailleurs handicapés de l'administration de l'emploi	
Nederland		
AAW	Algemene arbeidsongeschiktheidswet	
ABW	Algemene bijstandswet	
Arbvo	Arbeidsvoorziening	
BBSW	Bijdrageregeling bedrijfstakgewijze scholing werklozen	
EWLW	Extra werkgelegenheid langdurig werkzoekenden	
FINLO	Wet financiering loopbaanonderbreking	
I/D	Instroombanen/Doorstroombanen	
IOAW	Wet inkomensvoorziening oudere en gedeeltelijk arbeidsongeschikte werkloze werknemers	
IOAZ	Wet inkomensvoorziening oudere en gedeeltelijk arbeidsongeschikte gewezen zelfstandigen	
RSP	Regeling schoonmaakdiensten particulieren	
TW	Toeslagenwet	
VLW	Afdrachtsvermindering langdurig werklozen	
VO	Afdrachtsvermindering onderwijs	
VUT	Vervroegde uittreding	
WAO	Wet op de arbeidsongeschiktheidsverzekering	
WAJONG	Wet op de arbeidsongeschiktheidsvoorziening jonggehandicapten	
WAZ	Wet arbeidsongeschiktheidsverzekering zelfstandigen	
WI3	Melkert 3	
WIW	Wet inschakeling werkzoekenden	
WSW	Wet sociale werkvoorziening	
WVA	Wet vermindering afdracht loonbelasting en premies volksverzekeringen	
WW	Werkloosheidswet	
ZW	Ziektewet	
Österreich		
ALG	Arbeitslosengeld	
ALV	Arbeitslosenversicherung	
AMFG	Arbeitsmarktförderungsgesetz	
AMS	Arbeitsmarktservice	
ATF	Ausgleichstaxfonds	
BEB	Betriebliche Eingliederungsbeihilfe	
BESEB	Besondere Eingliederungsbeihilfe	
BMAGS	Bundesministerium für Arbeit, Gesundheit und Soziales	
BMSG	Bundesministerium für Soziale Sicherheit und Generationen	
BMWA	Bundesministerium für Wirtschaft und Arbeit	
BUAK	Bauarbeiter-Urlaubs- und -Abfertigungskasse	
BSB	Bundesamt für Sozial- und Behindertenwesen	
DLU	Beihilfe zur Deckung des Lebensunterhalts	
EFS	Europäischer Sozialfonds	
GBP	Gemeinnützige Beschäftigungsprojekte	

F.5 Abbreviations by country

Country/Abbreviation	Meaning	
Österreich (continued)		
GEB	Gemeinnützige Eingliederungsbeihilfe	
IAG	Insolvenz-Ausfallsgeld	
IESG	Insolvenz-Entgeltsicherungsgesetz	
JASG	Jugendausbildungs-Sicherungsgesetz	
KK und KNK	Kurs- und Kursnebenkosten	
KUG	Karenzurlaubsgeld	
SÖB	Sozialökonomische Betriebe	
SUG	Sonderunterstützung	
UGP	Unternehmensgründungsprogramm	
Portugal		
ACPE	Apoio a criação de proprio emprego	
CPC	Conservação do patrimonio cultural	
FC	Formação complementar	
IEFP	Instituto de emprego e formação profissional	
ILE	Iniciativas locais de criação de emprego	
PROFIJ	Programa formativo de inserção de jovens	
PROSA	Programa social de ocupação de adultos	
Suomi/Finland		
LMS	Labour market support	
SII	Social insurance institution	
Sverige		
AMI	Arbetsmarknadsinstitut	
API	Arbetsplatsintroduktion	
CSN	Swedish national board of student aid	
IT	Information technology	
KAS	Cash labour market assistance	
OSA	Offentligt skyddat arbete	
OTA	Offentligt tillfälligt arbete	
SIUS	Särskilt introduktionsstöd för handikappade	
SVUXA	Särskilt vuxenstudiestöd till arbetslösa	
SwIT	Nationellt program för IT-utbildning	
UBS	Särskilt utbildningsbidrag	
United Kingdom		
AtW	Access to Work	
DfEE	Department for Education and Employment	
DEAs	Disability Employment Advisers	
DSS	Department of Social Security	
ESJs	Employment Service Jobcentres	
FTET	Full-time education and training	
JIS	Job Introduction Scheme	
JSA	Jobseekers allowance	
LECs	Local Enterprise Companies	
NDDP	New Deal for Disabled People	
NDLP	New Deal for Lone Parents	
NDPU	New Deal for partners of unemployed people	
NDYP	New Deal for Young People (New Deal 18-24)	
NVQs	National Vocational Qualifications	
FACTS	Placing Assessment and Counselling Teams	
PYBT	Prince's Youth Business Trust	
TECs	Training and Enterprise Councils	
TfW	Training for work	
WBLA	Work based learning for adults	

F.5 Abbreviations by country

Country/Abbreviation	Meaning	
United Kingdom (continued)		
WBYP	Work based training for young people	
YEI	Youth Enterprise Initiative	
Norway		
AB	Arbeid med bistand	
AFT	Arbeidsforberedende trening	
AMB fase 1	Arbeidsmarkedsbedrifter	
AMB fase 2	Arbeidsmarkedsbedrifter	
AMB fase 3	Arbeidsmarkedsbedrifter	
AMO	Arbeidsmarkedsoppl�ring	
ATG	Arbeidstreningsgrupper	
BIA	Bedriftsintern Attf�ring	
BIO	Bedriftsintern oppl�ring	
KAJA	Kompetanse, arbeidstrening og jobbskaping for arbeidsledige	
SPA	Spesielle attf�ringstiltak	
YHHO	Yrkeshemmede i hospitering	
YHSH	Yrkeshemmede i skoletiltak	