



Eisen und Stahl

Monatliche Daten – Abschließende Ausgabe

.....

Iron and steel

Monthly data – Concluding edition

.....

Sidérurgie

Données mensuelles – Édition de clôture

.....



EUROPÄISCHE KOMMISSION
 EUROPEAN COMMISSION
 COMMISSION EUROPÉENNE



THEMENKREIS 4 – THEME 4 – THÈME 4
 Industrie, Handel und Dienstleistungen
 Industry, trade and services
 Industrie, commerce et services

4

Europe Direct soll Ihnen helfen, Antworten auf Ihre Fragen zur Europäischen Union zu finden
Europe Direct is a service to help you find answers to your questions about the European Union
Europe Direct est un service destiné à vous aider à trouver des réponses aux questions que vous vous posez sur l'Union européenne

Neue gebührenfreie Telefonnummer: / New freephone number: / Un nouveau numéro unique gratuit:

00 800 6 7 8 9 10 11

Zahlreiche weitere Informationen zur Europäischen Union sind verfügbar über Internet, Server Europa (<http://europa.eu.int>).

A great deal of additional information on the European Union is available on the Internet.

It can be accessed through the Europa server (<http://europa.eu.int>).

De nombreuses autres informations sur l'Union européenne sont disponibles sur l'internet via le serveur Europa (<http://europa.eu.int>).

Luxembourg: Office des publications officielles des Communautés européennes, 2002

ISBN 92-894-5696-5

© Europäische Gemeinschaften, 2002

© European Communities, 2002

© Communautés européennes, 2002

INHALTSVERZEICHNIS

| <u>Tabelle</u> | <u>Seite</u> | |
|----------------|--|----|
| 1 | Die EGKS-Stahlmarktlage auf einen Blick | 5 |
| 2 | Index der Rohstahlerzeugung | 6 |
| 3 | Roheisenerzeugung | 7 |
| 4 | Rohstahlerzeugung | 8 |
| 5 | Warmgewalzte Erzeugnisse - insgesamt | 9 |
| 5.1 | Langerzeugnisse - insgesamt | 10 |
| 5.1.1 | Schwere Profile | 11 |
| 5.1.2 | Betonstahl in Stäben | 12 |
| 5.1.3 | Andere Stäbe, Flachstahl, Winkel-Profile und andere | 13 |
| 5.1.4 | Walzdraht | 14 |
| 5.2 | Flacherzeugnisse - insgesamt | 15 |
| 5.2.1 | Warmbreitband | 16 |
| 5.2.2 | Warmgewalzter Bandstahl | 17 |
| 5.2.3 | Warmgewalzte Bleche | 18 |
| 6 | Kaltgewalzte Bleche | 19 |
| 7 | Auftragseingänge für unlegierte Stähle | 20 |
| 8 | Lieferungen von unlegierten Stählen | 20 |
| 9 | Erzeugung von legierten Stählen | 21 |
| 10 | Lieferungen von legierten Stählen | 21 |
| 11.1 | Einfuhr von EGKS-Stahl aus Drittländern | 22 |
| 11.2 | Ausfuhr von EGKS-Stahl nach Drittländern | 23 |
| 11.3 | Bezüge von EGKS-Stahl aus der EU | 24 |
| 11.4 | Lieferungen von EGKS-Stahl nach der EU | 25 |
| 12.1 | Einfuhren von EGKS-Stahlerzeugnissen aus Drittländern | 26 |
| 12.2 | Ausfuhren von EGKS-Stahlerzeugnissen nach Drittländern | 30 |
| 13 | Schrottverbrauch der Eisen- und Stahlindustrie | 34 |
| 14 | Nettozugang von Schrott | 35 |
| 15 | Beschäftigte insgesamt | 36 |
| 16 | Zugänge insgesamt | 37 |
| 17 | Abgänge insgesamt | 38 |
| 18 | Geleistete Stunden je Person | 39 |
| 19 | Ausfallstunden insgesamt | 40 |

ABKÜRZUNGEN

| | | | | | | | | | | | | | | | | | | | | | | | |
|--|--|----|----------|----|------------|----|-------|----|---------|----|----------|----|--------------------|----|-------|----|--------|----|-------|----|----------|----|--------|
| <ul style="list-style-type: none"> - Null (nichts) 0 unbedeutend (im allgemeinen weniger als die Hälfte der kleinsten in der betreffenden Reihe verwendeten Einheit oder Dezimalzahl) : Kein Nachweis vorhanden Kursivdruck geschätzte Angabe p vorläufige Angabe r berichtigte Angabe Mio Million Mrd Milliarde l oder _ Bruch der statistischen Zahlenreihe % Prozent ∅ Durchschnitt < weniger als > mehr als Σ insgesamt E "davon" : vollständige Aufgliederung einer Summe ↑ "darunter" : teilweise Aufgliederung einer Summe ---->20xx bis Jahr 20xx 20xx----> seit Jahr 20xx EUR-12 Euro zone | <p>(Tabellen 12.1-12.2)</p> <table style="border: none;"> <tr><td>RU</td><td>Russland</td></tr> <tr><td>CZ</td><td>Tschechien</td></tr> <tr><td>PL</td><td>Polen</td></tr> <tr><td>CH</td><td>Schweiz</td></tr> <tr><td>NO</td><td>Norwegen</td></tr> <tr><td>US</td><td>Vereinigte Staaten</td></tr> <tr><td>JP</td><td>Japan</td></tr> <tr><td>CA</td><td>Kanada</td></tr> <tr><td>CN</td><td>China</td></tr> <tr><td>HK</td><td>Hongkong</td></tr> <tr><td>IN</td><td>Indien</td></tr> </table> | RU | Russland | CZ | Tschechien | PL | Polen | CH | Schweiz | NO | Norwegen | US | Vereinigte Staaten | JP | Japan | CA | Kanada | CN | China | HK | Hongkong | IN | Indien |
| RU | Russland | | | | | | | | | | | | | | | | | | | | | | |
| CZ | Tschechien | | | | | | | | | | | | | | | | | | | | | | |
| PL | Polen | | | | | | | | | | | | | | | | | | | | | | |
| CH | Schweiz | | | | | | | | | | | | | | | | | | | | | | |
| NO | Norwegen | | | | | | | | | | | | | | | | | | | | | | |
| US | Vereinigte Staaten | | | | | | | | | | | | | | | | | | | | | | |
| JP | Japan | | | | | | | | | | | | | | | | | | | | | | |
| CA | Kanada | | | | | | | | | | | | | | | | | | | | | | |
| CN | China | | | | | | | | | | | | | | | | | | | | | | |
| HK | Hongkong | | | | | | | | | | | | | | | | | | | | | | |
| IN | Indien | | | | | | | | | | | | | | | | | | | | | | |

Manuskript abgeschlossen am 4. April 2003

CONTENTS

| <u>Table</u> | | <u>Page</u> |
|--------------|---|-------------|
| 1 | The ECSC steel situation at a glance | 5 |
| 2 | Crude steel production index | 6 |
| 3 | Pig iron production | 7 |
| 4 | Crude steel production | 8 |
| 5 | Hot rolled products - total | 9 |
| 5.1 | Long products - total | 10 |
| 5.1.1 | Heavy sections | 11 |
| 5.1.2 | Concrete reinforcement bars | 12 |
| 5.1.3 | Other bars, flats, angles, light sections, etc... | 13 |
| 5.1.4 | Rods | 14 |
| 5.2 | Flat products - total | 15 |
| 5.2.1 | Hot rolled wide strip | 16 |
| 5.2.2 | Hot rolled narrow strip | 17 |
| 5.2.3 | Hot rolled plates and sheets | 18 |
| 6 | Cold rolled plates and sheets | 19 |
| 7 | New orders for non-alloy steels | 20 |
| 8 | Deliveries of non-alloy steels | 20 |
| 9 | Production of alloy steels | 21 |
| 10 | Deliveries of alloy steels | 21 |
| 11.1 | Imports of ECSC steel from third countries | 22 |
| 11.2 | Exports of ECSC steel to third countries | 23 |
| 11.3 | Receipts of ECSC steel from the EU | 24 |
| 11.4 | Deliveries of ECSC steel to the EU | 25 |
| 12.1 | Imports of ECSC steel products from third countries | 26 |
| 12.2 | Exports of ECSC steel products to third countries | 30 |
| 13 | Consumption of scrap by the iron and steel industry | 34 |
| 14 | Net receipts of scrap | 35 |
| 15 | Total labour force | 36 |
| 16 | Total entrants | 37 |
| 17 | Total leavers | 38 |
| 18 | Hours worked per person | 39 |
| 19 | Total working hours lost | 40 |

ABBREVIATIONS

| | | |
|---------------|---|------------------------|
| - | Nil | |
| 0 | Negligible (generally less than half the smallest unit or decimal of the heading) | (Tables 12.1-12.2) |
| : | Figure not available | |
| <i>Italic</i> | Figure estimated | |
| p | Provisional figure | |
| r | Revised figure | |
| Mio | Million | |
| Mrd | Billion | |
| or _ | Break in series | |
| % | Percentage | |
| ∅ | Average | |
| < | Less than | |
| > | More than | |
| Σ | Total | |
| E | "comprising " : complete break-down of a total | |
| Î | "among which " : partial break-down of a total | |
| ----->20xx | to year 20xx | |
| 20xx----> | from year 20xx | |
| EUR-12 | Euro zone | |
| | | RU Russia |
| | | CZ Czech Republic |
| | | PL Poland |
| | | CH Switzerland |
| | | NO Norway |
| | | US United States |
| | | JP Japan |
| | | CA Canada |
| | | CN China |
| | | HK Hong Kong |
| | | IN India |

Manuscript completed on 4 April 2003

TABLE DES MATIERES

| <u>Tableau</u> | | <u>Page</u> |
|----------------|---|-------------|
| 1 | Coup d'oeil sur la sidérurgie CECA | 5 |
| 2 | Indice de la production d'acier brut | 6 |
| 3 | Production de fonte brute | 7 |
| 4 | Production d'acier brut | 8 |
| 5 | Total produits laminés à chaud | 9 |
| 5.1 | Total produits longs | 10 |
| 5.1.1 | Profilés lourds | 11 |
| 5.1.2 | Ronds à béton | 12 |
| 5.1.3 | Plats et autres barres pleines, profilés | 13 |
| 5.1.4 | Fil machine | 14 |
| 5.2 | Total produits plats | 15 |
| 5.2.1 | Large bandes à chaud | 16 |
| 5.2.2 | Feuillards à chaud | 17 |
| 5.2.3 | Tôles laminées à chaud | 18 |
| 6 | Tôles laminées à froid | 19 |
| 7 | Commandes nouvelles d'aciers non alliés | 20 |
| 8 | Livraisons d'aciers non alliés | 20 |
| 9 | Production d'aciers alliés | 21 |
| 10 | Livraisons d'aciers alliés | 21 |
| 11.1 | Importations d'acier CECA des pays tiers | 22 |
| 11.2 | Exportations d'aciers CECA vers les pays tiers | 23 |
| 11.3 | Réceptions d'acier CECA de l'UE | 24 |
| 11.4 | Livraisons d'acier CECA vers l'UE | 25 |
| 12.1 | Importations de produits sidérurgiques CECA des pays tiers | 26 |
| 12.2 | Exportations de produits sidérurgiques CECA vers les pays tiers | 30 |
| 13 | Consommation de ferraille par l'industrie sidérurgique | 34 |
| 14 | Réceptions nettes de ferraille | 35 |
| 15 | Ensemble de la main d'oeuvre | 36 |
| 16 | Entrées totales | 37 |
| 17 | Sorties totales | 38 |
| 18 | Heures effectuées par personne | 39 |
| 19 | Total des heures de travail perdues | 40 |

ABREVIATIONS

| | | |
|-----------------|---|----------------------------|
| - | Néant | (Tableaux 12.1-12.2) |
| 0 | Donnée très faible (généralement inférieure à la moitié de la dernière unité ou décimale des nombres mentionnés sous la rubrique) | |
| : | Donnée non disponible | |
| <i>Italique</i> | Donnée estimée | |
| p | Donnée provisoire | |
| r | Donnée rectifiée | |
| Mio | Million | |
| Mrd | Milliard | |
| ou _ | Rupture de série | |
| % | Pourcentage | |
| Ø | Moyenne | |
| < | Inférieur à | |
| > | Supérieur à | |
| Σ | Total | |
| E | "soit" : présence de toutes les subdivisions du groupe général | |
| ↑ | "dont" : présence de certaines subdivisions détaillées | |
| ----->20xx | jusqu'en 20xx | |
| 20xx-----> | depuis 20xx | |
| EUR-12 | zone Euro | |
| | | RU Russie |
| | | CZ République tchèque |
| | | PL Pologne |
| | | CH Suisse |
| | | NO Norvège |
| | | US Etats-Unis |
| | | JP Japon |
| | | CA Canada |
| | | CN Chine |
| | | HK Hong-Kong |
| | | IN Inde |

Manuscript terminé le 4 Avril 2003

ACHTUNG / ATTENTION / ATTENTION

Aufgrund von Rundungen der entsprechenden Werte kann es dazu führen, dass die Summe der einzelnen Länderdaten vom Gesamtwert für Europa abweicht, ebenso wie die Summe der einzelnen Monate vom Jahreswert abweichen kann.

Because data is rounded, the sum of individual countries may differ from the European total; similarly the sum of different periods may differ from the annual total.

Suite à des arrondis sur les valeurs, la somme des pays individuels peut différer du total européen, tout comme le total des périodes peut différer du total annuel.

1. Die EGKS-Stahlmarktlage auf einen Blick

The ECSC steel situation at a glance

Coup d' oeil sur la sidérurgie CECA



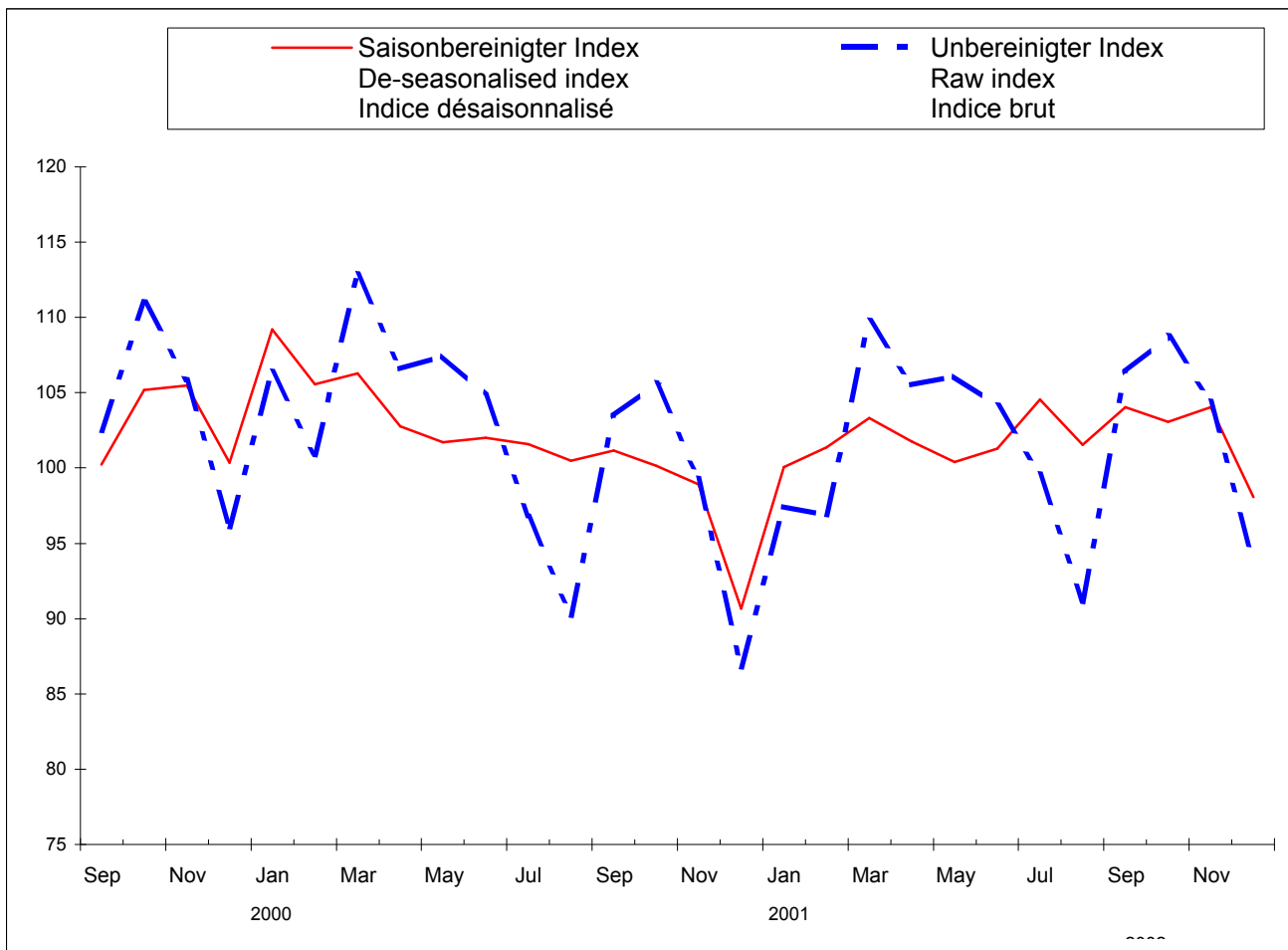
| | Einheit Unit Unité | Monat Month Mois | Monatswert Month's value Valeur du mois | Vergleich | Comparison | Comparaison |
|---|--------------------------|------------------------|---|--|------------|-------------------------|
| | | | | Mit entsprechendem Vorjahresmonat | | Jan(1) |
| | | | | With corresponding month of previous year | | Mit Vorjahr |
| | | | | Avec le mois correspondant de l'année précédente | | Avec l'année Précédente |
| Rohstahlerzeugung Crude steel production Production d'acier brut | 1000 t | Dec 02 | 12,181 | % | 8.2 | % 0.2 |
| Erz. Von Warmgew. Erzeugnissen Production of hot rolled products Production de produits laminés à chaud | 1000 t | Nov 02 | 12,431 | | 3.1 | 1.7 |
| Lieferungen (1) Deliveries Livraisons | 1000 t | Jun 02 | 5,860 | | -6.4 | -5.9 |
| Auftragseingänge (1) New orders Commandes nouvelles | 1000 t | Jun 02 | 5,869 | | -4.3 | 1.5 |
| Ausfuhr nach Drittländern Exports to third countries Exportations vers pays tiers | 1000 t | Sep 02 | 1,602 | | 9.7 | 2.1 |
| Einfuhr aus Drittländern Imports from third countries Importations des pays tiers | 1000 t | Sep 02 | 1,666 | | -2.7 | -13.5 |

| EU Sichtbarer Stahl Verbrauch Index ⁽²⁾ EU Apparent consumption index Indice EU de la Consommation apparent | | | | | | | | | | | | | | |
|--|------|-------|-------|-------|-------|-------|-------|-------|------|-------|-------|-------|-------|-------|
| (1995=100) | | | | | | | | | | | | | | |
| | | Jan | Feb | Mar | Apr | May | Jun | Jul | Aug | Sep | Oct | Nov | Dec | Total |
| EU-12 | 1992 | 95.8 | 92.3 | 106.4 | 96.2 | 98.6 | 105.7 | 89.8 | 60.1 | 99.0 | 93.7 | 89.0 | 67.2 | 91.1 |
| | 1993 | 80.7 | 79.9 | 101.8 | 84.8 | 79.6 | 90.6 | 75.8 | 54.8 | 87.4 | 82.1 | 81.6 | 66.2 | 80.5 |
| | 1994 | 86.0 | 87.3 | 101.5 | 90.8 | 98.1 | 99.3 | 87.9 | 70.9 | 109.0 | 104.8 | 107.7 | 102.7 | 95.5 |
| | 1995 | 105.1 | 102.0 | 118.9 | 97.6 | 114.0 | 111.6 | 93.7 | 74.6 | 108.7 | 103.8 | 100.3 | 69.8 | 100.0 |
| EU-15 | 1995 | 105.0 | 102.6 | 119.1 | 97.8 | 114.1 | 111.2 | 91.5 | 76.4 | 108.4 | 103.7 | 100.6 | 69.5 | 100.0 |
| | 1996 | 94.9 | 90.6 | 104.2 | 91.8 | 95.6 | 94.1 | 86.3 | 69.1 | 99.2 | 105.0 | 95.3 | 75.5 | 91.8 |
| | 1997 | 98.4 | 96.4 | 105.1 | 108.5 | 104.2 | 111.9 | 99.4 | 74.2 | 111.6 | 117.2 | 106.4 | 93.1 | 102.2 |
| | 1998 | 113.0 | 112.5 | 132.3 | 114.5 | 115.2 | 121.7 | 108.0 | 78.9 | 112.4 | 113.9 | 107.3 | 81.5 | 109.3 |
| | 1999 | 102.6 | 106.1 | 126.0 | 109.8 | 111.3 | 121.4 | 106.4 | 83.6 | 118.9 | 115.4 | 118.5 | 97.8 | 109.8 |
| | 2000 | 117.9 | 123.5 | 135.9 | 112.7 | 130.8 | 122.3 | 110.2 | 91.0 | 118.5 | 121.1 | 121.7 | 90.5 | 116.3 |
| | 2001 | 122.3 | 115.8 | 131.4 | 113.8 | 128.7 | 126.6 | 109.2 | 82.0 | 114.5 | 122.8 | 112.3 | 79.7 | 113.2 |
| | 2002 | 110.8 | 110.4 | 120.7 | 121.5 | 119.1 | 118.1 | | | | | | | |

(1) Nur unlegierte Stähle, Inlandsmarkt - Non-alloy steel only, home market - Aciers non alliés seulement, marché intérieur.

(2) In Rohstahlgewicht, ohne Berücksichtigung der Bestandsveränderung bei Stahlhändlern
In crude steel equivalent, without taking into account changes of stockholders stock
En équivalent d'acier brut, sans tenir compte des changements de stocks auprès des négociants

2. Index der Rohstahlerzeugung Crude steel production index Indice de la production d'acier brut



| | EU Unbereinigter Index | | | EU Raw Index (1995=100) | | | | | Indice Brut UE | | | | |
|------|------------------------|-------|-------|----------------------------|-------|-------|-------|------|----------------|-------|-------|-------|-------|
| | Jan | Feb | Mar | Apr | May | Jun | Jul | Aug | Sep | Oct | Nov | Dec | Total |
| 1995 | 102.6 | 97.9 | 108.0 | 104.8 | 108.7 | 104.1 | 94.6 | 89.3 | 104.7 | 105.7 | 96.9 | 82.7 | 100.0 |
| 1996 | 91.1 | 90.7 | 101.9 | 96.3 | 97.5 | 93.8 | 85.9 | 85.3 | 97.4 | 98.8 | 99.9 | 90.9 | 94.1 |
| 1997 | 94.4 | 93.2 | 103.7 | 106.7 | 108.5 | 105.7 | 98.9 | 94.3 | 106.1 | 110.1 | 107.3 | 102.3 | 102.6 |
| 1998 | 107.7 | 102.8 | 114.7 | 109.2 | 113.5 | 108.8 | 98.5 | 91.5 | 102.1 | 105.4 | 96.0 | 79.1 | 102.5 |
| 1999 | 93.8 | 91.9 | 101.6 | 100.2 | 105.6 | 103.9 | 97.8 | 90.5 | 101.4 | 109.8 | 104.4 | 93.8 | 99.6 |
| 2000 | 105.6 | 102.8 | 113.6 | 106.6 | 110.0 | 107.6 | 101.0 | 94.9 | 102.5 | 111.0 | 105.9 | 96.1 | 104.8 |
| 2001 | 106.4 | 100.8 | 112.9 | 106.6 | 107.5 | 104.9 | 96.8 | 90.2 | 103.4 | 105.7 | 99.3 | 86.7 | 101.8 |
| 2002 | 97.4 | 96.9 | 109.7 | 105.5 | 106.1 | 104.1 | 99.6 | 91.1 | 106.4 | 108.7 | 104.4 | 93.8 | 102.0 |

| | EU Saisonbereinigter Index | | | EU De-Seasonalised Index (1995=100) | | | | | Indice Désaisonné UE | | | | |
|------|----------------------------|-------|-------|--|-------|-------|-------|-------|----------------------|-------|-------|-------|-------|
| | Jan | Feb | Mar | Apr | May | Jun | Jul | Aug | Sep | Oct | Nov | Dec | Total |
| 1995 | 102.9 | 98.2 | 108.3 | 105.0 | 109.0 | 104.3 | 94.8 | 89.5 | 104.9 | 105.9 | 97.1 | 83.0 | 100.0 |
| 1996 | 93.1 | 94.1 | 94.7 | 92.5 | 92.0 | 90.9 | 90.6 | 94.9 | 94.5 | 93.5 | 98.1 | 100.3 | 94.1 |
| 1997 | 97.0 | 97.5 | 97.6 | 102.8 | 102.7 | 102.8 | 103.8 | 105.1 | 103.8 | 104.3 | 106.9 | 106.9 | 102.6 |
| 1998 | 110.6 | 107.6 | 108.0 | 105.3 | 107.5 | 105.8 | 103.4 | 101.9 | 99.9 | 99.9 | 95.7 | 82.6 | 102.4 |
| 1999 | 96.3 | 96.2 | 95.7 | 96.6 | 99.9 | 101.1 | 102.7 | 100.9 | 99.2 | 104.1 | 104.0 | 98.0 | 99.6 |
| 2000 | 108.4 | 107.6 | 106.9 | 102.8 | 104.1 | 104.6 | 106.0 | 105.7 | 100.2 | 105.2 | 105.5 | 100.4 | 104.8 |
| 2001 | 109.2 | 105.6 | 106.3 | 102.8 | 101.7 | 102.0 | 101.6 | 100.5 | 101.2 | 100.1 | 98.9 | 90.6 | 101.7 |
| 2002 | 100.0 | 101.4 | 103.3 | 101.7 | 100.4 | 101.3 | 104.6 | 101.5 | 104.0 | 103.1 | 104.1 | 98.1 | 102.0 |

3. Roheisenerzeugung Pig iron production Production de fonte brute



(1000 t)

| | | Jan | Feb | Mar | Apr | May | Jun | Jul | Aug | Sep | Oct | Nov | Dec | Total |
|--------------------|------|-------|-------|-------|-------|-------|-------|-------|-------|-------|-------|-------|-------|--------|
| EU-15 | 1999 | 7,388 | 7,076 | 7,763 | 7,617 | 8,192 | 7,807 | 7,788 | 7,627 | 7,540 | 8,067 | 7,860 | 7,662 | 92,386 |
| | 2000 | 8,469 | 7,822 | 8,289 | 8,018 | 8,056 | 7,984 | 7,806 | 7,847 | 7,496 | 8,084 | 7,583 | 7,542 | 94,996 |
| | 2001 | 8,103 | 7,394 | 8,070 | 7,881 | 7,612 | 7,486 | 7,323 | 7,314 | 7,244 | 7,324 | 7,066 | 6,897 | 89,714 |
| | 2002 | 7,296 | 7,009 | 7,861 | 7,436 | 7,445 | 7,337 | 7,525 | 7,511 | 7,571 | 7,740 | 7,413 | 7,341 | 89,483 |
| EUR-12 | 1999 | 6,166 | 5,857 | 6,436 | 6,423 | 6,758 | 6,451 | 6,623 | 6,396 | 6,196 | 6,688 | 6,564 | 6,604 | 77,162 |
| | 2000 | 6,891 | 6,578 | 6,979 | 6,716 | 6,785 | 6,760 | 6,965 | 6,926 | 6,491 | 6,812 | 6,460 | 6,498 | 80,862 |
| | 2001 | 6,851 | 6,268 | 6,907 | 6,576 | 6,347 | 6,358 | 6,329 | 6,285 | 6,146 | 6,183 | 6,081 | 5,907 | 76,239 |
| | 2002 | 6,249 | 6,030 | 6,812 | 6,392 | 6,347 | 6,393 | 6,587 | 6,533 | 6,514 | 6,669 | 6,385 | 6,290 | 77,201 |
| Belgique Belgie | 1999 | 692 | 679 | 705 | 732 | 724 | 702 | 726 | 707 | 605 | 651 | 764 | 744 | 8,430 |
| | 2000 | 755 | 692 | 662 | 678 | 793 | 682 | 701 | 704 | 730 | 710 | 648 | 717 | 8,471 |
| | 2001 | 767 | 680 | 697 | 622 | 515 | 706 | 625 | 677 | 667 | 554 | 567 | 656 | 7,732 |
| | 2002 | 650 | 664 | 743 | 704 | 596 | 670 | 629 | 711 | 723 | 712 | 600 | 572 | 7,976 |
| Danmark | 1999 | - | - | - | - | - | - | - | - | - | - | - | - | - |
| | 2000 | - | - | - | - | - | - | - | - | - | - | - | - | - |
| | 2001 | - | - | - | - | - | - | - | - | - | - | - | - | - |
| | 2002 | - | - | - | - | - | - | - | - | - | - | - | - | - |
| Deutschland | 1999 | 2086 | 2015 | 2375 | 2326 | 2432 | 2403 | 2453 | 2312 | 2281 | 2413 | 2401 | 2435 | 27,934 |
| | 2000 | 2514 | 2530 | 2671 | 2525 | 2627 | 2635 | 2679 | 2720 | 2524 | 2523 | 2447 | 2451 | 30,845 |
| | 2001 | 2657 | 2485 | 2778 | 2533 | 2324 | 2204 | 2302 | 2476 | 2409 | 2482 | 2393 | 2140 | 29,184 |
| | 2002 | 2265 | 2196 | 2558 | 2353 | 2484 | 2510 | 2619 | 2556 | 2437 | 2508 | 2448 | 2485 | 29,419 |
| Ellada | 1999 | - | - | - | - | - | - | - | - | - | - | - | - | - |
| | 2000 | - | - | - | - | - | - | - | - | - | - | - | - | - |
| | 2001 | - | - | - | - | - | - | - | - | - | - | - | - | - |
| | 2002 | - | - | - | - | - | - | - | - | - | - | - | - | - |
| España | 1999 | 316 | 341 | 339 | 339 | 383 | 313 | 310 | 306 | 352 | 353 | 348 | 358 | 4,058 |
| | 2000 | 363 | 346 | 349 | 300 | 340 | 333 | 358 | 354 | 295 | 354 | 339 | 328 | 4,059 |
| | 2001 | 360 | 306 | 298 | 365 | 362 | 331 | 363 | 340 | 330 | 364 | 361 | 316 | 4,094 |
| | 2002 | 362 | 335 | 332 | 334 | 325 | 326 | 357 | 358 | 354 | 398 | 320 | 170 | 3,969 |
| France | 1999 | 1176 | 1083 | 1115 | 1111 | 1176 | 1143 | 1140 | 1142 | 1071 | 1194 | 1116 | 1089 | 13,558 |
| | 2000 | 1186 | 1041 | 1189 | 1154 | 1154 | 1160 | 1208 | 1120 | 1044 | 1155 | 1097 | 1113 | 13,622 |
| | 2001 | 1131 | 916 | 1112 | 1153 | 1152 | 1125 | 1106 | 849 | 860 | 869 | 884 | 847 | 12,004 |
| | 2002 | 995 | 1024 | 1150 | 1132 | 1162 | 1082 | 1145 | 1104 | 1102 | 1089 | 1108 | 1124 | 13,216 |
| Ireland | 1999 | - | - | - | - | - | - | - | - | - | - | - | - | - |
| | 2000 | - | - | - | - | - | - | - | - | - | - | - | - | - |
| | 2001 | - | - | - | - | - | - | - | - | - | - | - | - | - |
| | 2002 | - | - | - | - | - | - | - | - | - | - | - | - | - |
| Italia | 1999 | 812 | 749 | 804 | 895 | 956 | 941 | 960 | 841 | 839 | 979 | 902 | 944 | 10,622 |
| | 2000 | 962 | 917 | 991 | 963 | 920 | 926 | 931 | 920 | 890 | 986 | 889 | 928 | 11,224 |
| | 2001 | 943 | 873 | 917 | 893 | 921 | 919 | 856 | 908 | 862 | 869 | 785 | 904 | 10,650 |
| | 2002 | 813 | 768 | 874 | 850 | 807 | 826 | 827 | 788 | 816 | 813 | 789 | 785 | 9,758 |
| Luxembourg | 1999 | - | - | - | - | - | - | - | - | - | - | - | - | - |
| | 2000 | - | - | - | - | - | - | - | - | - | - | - | - | - |
| | 2001 | - | - | - | - | - | - | - | - | - | - | - | - | - |
| | 2002 | - | - | - | - | - | - | - | - | - | - | - | - | - |
| Nederland | 1999 | 453 | 427 | 487 | 435 | 474 | 369 | 432 | 466 | 439 | 475 | 415 | 434 | 5,307 |
| | 2000 | 483 | 434 | 466 | 455 | 309 | 395 | 470 | 452 | 366 | 427 | 400 | 312 | 4,970 |
| | 2001 | 329 | 418 | 480 | 436 | 428 | 460 | 465 | 465 | 453 | 430 | 473 | 470 | 5,305 |
| | 2002 | 515 | 431 | 505 | 373 | 292 | 361 | 474 | 462 | 505 | 497 | 466 | 500 | 5,381 |
| Österreich | 1999 | 336 | 307 | 322 | 311 | 334 | 322 | 328 | 341 | 333 | 340 | 336 | 303 | 3,913 |
| | 2000 | 330 | 336 | 364 | 353 | 361 | 373 | 371 | 376 | 358 | 364 | 366 | 366 | 4,318 |
| | 2001 | 385 | 345 | 404 | 366 | 401 | 380 | 369 | 325 | 330 | 370 | 379 | 321 | 4,375 |
| | 2002 | 397 | 381 | 399 | 396 | 425 | 385 | 385 | 362 | 362 | 390 | 394 | 392 | 4,669 |
| Portugal | 1999 | 34 | 26 | 38 | 32 | 30 | 24 | 34 | 37 | 35 | 33 | 34 | 32 | 389 |
| | 2000 | 35 | 32 | 33 | 32 | 26 | 26 | 30 | 36 | 37 | 36 | 29 | 29 | 380 |
| | 2001 | 32 | 25 | 25 | - | - | - | - | - | - | - | - | - | 82 |
| | 2002 | - | - | - | - | - | - | - | - | - | - | - | - | - |
| Suomi | 1999 | 260 | 229 | 251 | 242 | 249 | 234 | 242 | 243 | 240 | 248 | 249 | 263 | 2,950 |
| | 2000 | 263 | 250 | 254 | 255 | 255 | 231 | 217 | 243 | 247 | 255 | 246 | 255 | 2,971 |
| | 2001 | 248 | 220 | 196 | 208 | 245 | 234 | 244 | 245 | 236 | 246 | 239 | 254 | 2,813 |
| | 2002 | 252 | 231 | 251 | 249 | 255 | 233 | 151 | 193 | 215 | 262 | 259 | 262 | 2,814 |
| Sverige | 1999 | 269 | 282 | 274 | 292 | 296 | 276 | 79 | 238 | 287 | 310 | 311 | 299 | 3,212 |
| | 2000 | 317 | 243 | 306 | 299 | 314 | 215 | 59 | 182 | 274 | 325 | 323 | 290 | 3,146 |
| | 2001 | 311 | 299 | 328 | 325 | 323 | 303 | 199 | 245 | 305 | 332 | 322 | 324 | 3,614 |
| | 2002 | 330 | 299 | 324 | 325 | 338 | 302 | 211 | 266 | 325 | 333 | 320 | 332 | 3,703 |
| United Kingdom | 1999 | 952 | 937 | 1054 | 903 | 1138 | 1080 | 1086 | 992 | 1056 | 1069 | 985 | 760 | 12,012 |
| | 2000 | 1261 | 1002 | 1005 | 1003 | 957 | 1009 | 783 | 739 | 731 | 947 | 799 | 754 | 10,989 |
| | 2001 | 941 | 827 | 835 | 981 | 941 | 826 | 795 | 784 | 793 | 809 | 663 | 666 | 9,861 |
| | 2002 | 717 | 681 | 726 | 719 | 759 | 642 | 726 | 712 | 731 | 738 | 708 | 719 | 8,579 |

4. Rohstahlerzeugung Crude steel production Production d'acier brut



(1000 t)

| | Jan | Feb | Mar | Apr | May | Jun | Jul | Aug | Sep | Oct | Nov | Dec | Total | |
|----------------------------|------|--------|--------|--------|--------|--------|--------|--------|--------|--------|--------|--------|--------|---------|
| EU-15 | 1999 | 12,171 | 11,931 | 13,189 | 13,006 | 13,701 | 13,487 | 12,696 | 11,753 | 13,165 | 14,253 | 13,553 | 12,175 | 155,081 |
| | 2000 | 13,701 | 13,342 | 14,740 | 13,839 | 14,283 | 13,963 | 13,106 | 12,318 | 13,300 | 14,406 | 13,743 | 12,469 | 163,211 |
| | 2001 | 13,806 | 13,090 | 14,655 | 13,833 | 13,950 | 13,610 | 12,562 | 11,706 | 13,425 | 13,714 | 12,888 | 11,260 | 158,498 |
| | 2002 | 12,647 | 12,573 | 14,244 | 13,697 | 13,772 | 13,515 | 12,929 | 11,829 | 13,806 | 14,114 | 13,556 | 12,181 | 158,863 |
| EUR-12 | 1999 | 10,362 | 10,089 | 11,229 | 11,024 | 11,690 | 11,533 | 11,188 | 10,075 | 11,206 | 12,227 | 11,654 | 10,684 | 132,960 |
| | 2000 | 11,480 | 11,451 | 12,693 | 11,944 | 12,393 | 12,121 | 11,708 | 10,923 | 11,697 | 12,498 | 12,015 | 10,994 | 141,916 |
| | 2001 | 12,040 | 11,398 | 12,824 | 11,956 | 12,109 | 11,900 | 11,220 | 10,202 | 11,729 | 12,048 | 11,373 | 9,887 | 138,687 |
| | 2002 | 11,106 | 11,082 | 12,623 | 12,052 | 12,114 | 12,080 | 11,694 | 10,497 | 12,298 | 12,576 | 12,121 | 10,778 | 141,023 |
| Belgique Belgie | 1999 | 844 | 863 | 896 | 950 | 947 | 928 | 921 | 894 | 793 | 913 | 1010 | 973 | 10,931 |
| | 2000 | 994 | 959 | 972 | 964 | 1089 | 921 | 993 | 928 | 1005 | 983 | 912 | 917 | 11,637 |
| | 2001 | 1035 | 955 | 971 | 876 | 743 | 989 | 898 | 923 | 940 | 826 | 788 | 818 | 10,763 |
| | 2002 | 897 | 900 | 1039 | 1039 | 820 | 967 | 929 | 1033 | 1019 | 995 | 915 | 839 | 11,392 |
| Danmark | 1999 | 64 | 67 | 80 | 62 | 64 | 70 | 19 | 55 | 68 | 77 | 60 | 43 | 730 |
| | 2000 | 73 | 75 | 84 | 64 | 75 | 69 | 22 | 70 | 70 | 71 | 67 | 61 | 800 |
| | 2001 | 71 | 72 | 77 | 64 | 72 | 63 | 19 | 72 | 69 | 65 | 64 | 42 | 751 |
| | 2002 | 66 | 50 | 59 | 63 | 72 | 63 | 19 | - | - | - | - | - | 392 |
| Deutschland | 1999 | 3091 | 3076 | 3633 | 3463 | 3603 | 3651 | 3636 | 3503 | 3555 | 3739 | 3670 | 3441 | 42,061 |
| | 2000 | 3660 | 3766 | 4076 | 3799 | 4008 | 3979 | 3936 | 3997 | 3838 | 3954 | 3827 | 3536 | 46,376 |
| | 2001 | 3976 | 3773 | 4237 | 3880 | 3744 | 3454 | 3549 | 3665 | 3749 | 3899 | 3707 | 3141 | 44,775 |
| | 2002 | 3413 | 3494 | 3987 | 3738 | 3876 | 3893 | 3842 | 3771 | 3783 | 3866 | 3777 | 3557 | 44,999 |
| Ellada | 1999 | 82 | 56 | 75 | 72 | 93 | 90 | 82 | 42 | 91 | 96 | 94 | 78 | 951 |
| | 2000 | 85 | 80 | 93 | 85 | 77 | 94 | 101 | 56 | 103 | 110 | 108 | 96 | 1,088 |
| | 2001 | 102 | 96 | 114 | 58 | 91 | 110 | 111 | 57 | 135 | 145 | 152 | 110 | 1,281 |
| | 2002 | 132 | 136 | 177 | 170 | 157 | 186 | 177 | 90 | 189 | 159 | 171 | 96 | 1,840 |
| España | 1999 | 1151 | 1123 | 1221 | 1240 | 1431 | 1341 | 1027 | 1165 | 1271 | 1442 | 1298 | 1176 | 14,888 |
| | 2000 | 1294 | 1134 | 1460 | 1396 | 1498 | 1382 | 1069 | 1343 | 1315 | 1428 | 1341 | 1181 | 15,840 |
| | 2001 | 1343 | 1293 | 1459 | 1476 | 1580 | 1443 | 1154 | 1321 | 1493 | 1532 | 1337 | 1069 | 16,500 |
| | 2002 | 1280 | 1188 | 1491 | 1515 | 1495 | 1474 | 1122 | 1309 | 1532 | 1574 | 1374 | 1008 | 16,361 |
| France | 1999 | 1669 | 1551 | 1685 | 1726 | 1805 | 1755 | 1729 | 1511 | 1658 | 1863 | 1713 | 1559 | 20,225 |
| | 2000 | 1722 | 1645 | 1878 | 1775 | 1826 | 1766 | 1825 | 1623 | 1711 | 1844 | 1762 | 1625 | 21,001 |
| | 2001 | 1755 | 1429 | 1806 | 1829 | 1803 | 1769 | 1731 | 1337 | 1564 | 1604 | 1550 | 1255 | 19,431 |
| | 2002 | 1500 | 1599 | 1809 | 1765 | 1822 | 1762 | 1797 | 1507 | 1761 | 1780 | 1778 | 1620 | 20,502 |
| Ireland | 1999 | 22 | 25 | 35 | 29 | 25 | 32 | 14 | 15 | 32 | 34 | 33 | 39 | 337 |
| | 2000 | 32 | 34 | 28 | 33 | 36 | 35 | 15 | 27 | 32 | 33 | 31 | 24 | 359 |
| | 2001 | 24 | 26 | 29 | 28 | 30 | 13 | - | - | - | - | - | - | 150 |
| | 2002 | - | - | - | - | - | - | - | - | - | - | - | - | - |
| Italia | 1999 | 1888 | 1912 | 2022 | 1990 | 2169 | 2266 | 2201 | 1455 | 2216 | 2443 | 2215 | 1924 | 24,701 |
| | 2000 | 2042 | 2228 | 2456 | 2220 | 2338 | 2360 | 2134 | 1425 | 2280 | 2499 | 2375 | 2117 | 26,475 |
| | 2001 | 2258 | 2277 | 2503 | 2266 | 2440 | 2455 | 2126 | 1401 | 2279 | 2383 | 2166 | 1931 | 26,483 |
| | 2002 | 2138 | 2160 | 2349 | 2227 | 2365 | 2230 | 2206 | 1296 | 2361 | 2373 | 2309 | 1934 | 25,946 |
| Luxembourg | 1999 | 220 | 220 | 235 | 223 | 213 | 224 | 248 | 138 | 222 | 249 | 242 | 166 | 2,600 |
| | 2000 | 210 | 237 | 260 | 233 | 249 | 241 | 237 | 111 | 115 | 199 | 249 | 230 | 2,571 |
| | 2001 | 237 | 216 | 253 | 219 | 247 | 237 | 235 | 153 | 217 | 260 | 233 | 218 | 2,725 |
| | 2002 | 221 | 233 | 242 | 226 | 244 | 236 | 246 | 171 | 223 | 252 | 253 | 190 | 2,736 |
| Nederland | 1999 | 517 | 487 | 558 | 496 | 543 | 424 | 489 | 527 | 500 | 550 | 482 | 504 | 6,075 |
| | 2000 | 553 | 491 | 534 | 524 | 355 | 448 | 528 | 503 | 416 | 492 | 465 | 358 | 5,666 |
| | 2001 | 378 | 477 | 553 | 496 | 495 | 532 | 529 | 523 | 516 | 481 | 528 | 529 | 6,037 |
| | 2002 | 585 | 482 | 576 | 430 | 340 | 426 | 540 | 510 | 577 | 570 | 532 | 577 | 6,144 |
| Österreich | 1999 | 436 | 405 | 431 | 424 | 445 | 439 | 434 | 444 | 449 | 456 | 452 | 398 | 5,211 |
| | 2000 | 432 | 454 | 489 | 476 | 480 | 490 | 485 | 486 | 475 | 486 | 495 | 477 | 5,723 |
| | 2001 | 512 | 463 | 544 | 490 | 539 | 516 | 500 | 435 | 448 | 510 | 517 | 413 | 5,887 |
| | 2002 | 526 | 508 | 537 | 523 | 561 | 515 | 528 | 467 | 479 | 522 | 532 | 511 | 6,208 |
| Portugal | 1999 | 94 | 75 | 100 | 88 | 87 | 81 | 98 | 70 | 85 | 97 | 97 | 72 | 1,044 |
| | 2000 | 96 | 90 | 94 | 90 | 86 | 87 | 95 | 102 | 61 | 108 | 95 | 85 | 1,088 |
| | 2001 | 80 | 89 | 61 | 34 | 58 | 50 | 60 | 58 | 58 | 62 | 60 | 57 | 728 |
| | 2002 | 62 | 57 | 61 | 60 | 69 | 70 | 90 | 81 | 56 | 107 | 103 | 78 | 896 |
| Suomi | 1999 | 346 | 295 | 337 | 324 | 330 | 304 | 308 | 309 | 332 | 345 | 348 | 355 | 3,934 |
| | 2000 | 361 | 333 | 354 | 349 | 352 | 317 | 290 | 322 | 346 | 364 | 354 | 348 | 4,091 |
| | 2001 | 340 | 304 | 294 | 303 | 341 | 332 | 326 | 328 | 331 | 347 | 334 | 345 | 3,927 |
| | 2002 | 352 | 326 | 354 | 359 | 365 | 320 | 218 | 263 | 319 | 379 | 378 | 369 | 4,001 |
| Sverige | 1999 | 418 | 448 | 451 | 444 | 451 | 456 | 92 | 346 | 479 | 479 | 478 | 442 | 4,985 |
| | 2000 | 505 | 423 | 523 | 480 | 508 | 393 | 96 | 328 | 458 | 511 | 528 | 437 | 5,190 |
| | 2001 | 465 | 466 | 509 | 495 | 511 | 450 | 234 | 400 | 498 | 509 | 475 | 438 | 5,450 |
| | 2002 | 484 | 483 | 495 | 509 | 518 | 462 | 258 | 431 | 518 | 539 | 519 | 514 | 5,730 |
| United Kingdom | 1999 | 1327 | 1328 | 1429 | 1475 | 1496 | 1427 | 1398 | 1278 | 1412 | 1470 | 1361 | 1007 | 16,407 |
| | 2000 | 1644 | 1393 | 1440 | 1351 | 1307 | 1380 | 1280 | 998 | 1076 | 1326 | 1134 | 977 | 15,305 |
| | 2001 | 1229 | 1154 | 1244 | 1319 | 1257 | 1197 | 1089 | 1032 | 1129 | 1092 | 976 | 893 | 13,610 |
| | 2002 | 991 | 958 | 1067 | 1073 | 1067 | 909 | 958 | 901 | 990 | 999 | 915 | 889 | 11,718 |

5. Warmgewalzte Erzeugnisse - Insgesamt
Hot rolled products - total
Total produits laminés à chaud



(1000 t)

| | | Jan | Feb | Mar | Apr | May | Jun | Jul | Aug | Sep | Oct | Nov | Dec | Total |
|-----------------------|------|--------|--------|--------|--------|--------|--------|--------|--------|--------|--------|--------|--------|---------|
| EU-15 | 1999 | 10,995 | 11,252 | 12,619 | 11,847 | 12,454 | 12,474 | 11,167 | 9,698 | 12,199 | 13,030 | 12,275 | 10,761 | 140,771 |
| | 2000 | 11,921 | 12,408 | 13,350 | 12,556 | 13,364 | 12,698 | 11,673 | 10,297 | 12,432 | 13,199 | 12,665 | 10,262 | 146,825 |
| | 2001 | 12,305 | 12,135 | 13,279 | 12,113 | 12,776 | 12,181 | 11,172 | 9,415 | 11,791 | 12,701 | 12,055 | 9,320 | 141,242 |
| | 2002 | 11,629 | 11,705 | 13,096 | 12,581 | 12,957 | 12,719 | 11,699 | 9,566 | 12,452 | 13,260 | 12,431 | | |
| EUR-12 | 1999 | 9,267 | 9,566 | 10,855 | 10,118 | 10,635 | 10,758 | 9,986 | 8,344 | 10,485 | 11,226 | 10,485 | 9,525 | 121,251 |
| | 2000 | 10,187 | 10,690 | 11,573 | 10,908 | 11,702 | 11,108 | 10,568 | 8,933 | 10,775 | 11,510 | 11,140 | 9,310 | 128,403 |
| | 2001 | 10,794 | 10,561 | 11,594 | 10,608 | 11,272 | 10,774 | 10,138 | 8,239 | 10,363 | 11,228 | 10,627 | 8,276 | 124,474 |
| | 2002 | 10,235 | 10,253 | 11,564 | 11,115 | 11,416 | 11,294 | 10,703 | 8,439 | 11,121 | 11,853 | 11,097 | | |
| Belgique | 1999 | 911 | 1009 | 1137 | 1145 | 1086 | 1105 | 1009 | 952 | 1091 | 1160 | 1077 | 1098 | 12,779 |
| Belgie | 2000 | 1098 | 1090 | 1220 | 1241 | 1280 | 1221 | 1256 | 981 | 1085 | 1172 | 1166 | 879 | 13,689 |
| | 2001 | 1189 | 1110 | 1081 | 993 | 1044 | 1171 | 1023 | 920 | 1136 | 1205 | 1097 | 801 | 12,770 |
| | 2002 | 1062 | 1041 | 1241 | 1225 | 1286 | 1215 | 1027 | 927 | 1252 | 1208 | 1147 | 859 | 13,490 |
| Danmark | 1999 | 64 | 52 | 68 | 53 | 57 | 64 | 22 | 63 | 65 | 66 | 69 | 46 | 689 |
| | 2000 | 59 | 63 | 63 | 44 | 48 | 41 | 13 | 48 | 46 | 48 | 52 | 34 | 559 |
| | 2001 | 54 | 56 | 58 | 52 | 60 | 49 | 15 | 66 | 57 | 68 | 60 | 39 | 635 |
| | 2002 | 62 | 61 | 54 | 59 | 67 | 57 | 19 | - | - | - | - | - | 379 |
| Deutschland | 1999 | 2547 | 2771 | 3168 | 2990 | 2984 | 3134 | 2935 | 2988 | 3181 | 3276 | 3056 | 2849 | 35,879 |
| | 2000 | 2980 | 3210 | 3528 | 3191 | 3483 | 3193 | 3338 | 3272 | 3358 | 3280 | 3279 | 2862 | 38,974 |
| | 2001 | 3165 | 3154 | 3394 | 3096 | 3290 | 2906 | 2960 | 3052 | 3109 | 3229 | 3178 | 2478 | 37,011 |
| | 2002 | 2801 | 2995 | 3366 | 3251 | 3138 | 3333 | 3260 | 3055 | 3276 | 3321 | 3244 | | |
| Ellada | 1999 | 121 | 94 | 105 | 96 | 119 | 136 | 120 | 51 | 121 | 134 | 157 | 115 | 1,368 |
| | 2000 | 155 | 142 | 141 | 125 | 151 | 144 | 122 | 76 | 126 | 157 | 154 | 154 | 1,646 |
| | 2001 | 160 | 134 | 178 | 97 | 168 | 155 | 123 | 91 | 180 | 145 | 172 | 131 | 1,734 |
| | 2002 | 137 | 132 | 178 | 192 | 151 | 176 | 177 | 83 | 184 | 194 | 143 | 107 | 1,854 |
| España | 1999 | 1089 | 1120 | 1261 | 1120 | 1294 | 1306 | 1048 | 959 | 1208 | 1297 | 1112 | 1032 | 13,847 |
| | 2000 | 1166 | 1142 | 1341 | 1244 | 1393 | 1353 | 948 | 1132 | 1217 | 1277 | 1245 | 1096 | 14,554 |
| | 2001 | 1260 | 1196 | 1353 | 1372 | 1393 | 1369 | 1049 | 1031 | 1184 | 1328 | 1290 | 1106 | 14,931 |
| | 2002 | 1266 | 1245 | 1461 | 1463 | 1514 | 1368 | 1054 | 1118 | 1378 | 1570 | 1285 | | |
| France | 1999 | 1425 | 1354 | 1516 | 1435 | 1524 | 1491 | 1497 | 1103 | 1486 | 1606 | 1466 | 1391 | 17,293 |
| | 2000 | 1485 | 1488 | 1439 | 1507 | 1593 | 1546 | 1511 | 1051 | 1503 | 1613 | 1535 | 1204 | 17,474 |
| | 2001 | 1501 | 1354 | 1584 | 1551 | 1547 | 1523 | 1503 | 954 | 1364 | 1485 | 1309 | 916 | 16,593 |
| | 2002 | 1430 | 1297 | 1467 | 1457 | 1479 | 1470 | 1355 | 1024 | 1432 | 1549 | 1377 | 1151 | 16,489 |
| Ireland | 1999 | 20 | 27 | 32 | 27 | 25 | 33 | 8 | 28 | 21 | 32 | 33 | 37 | 322 |
| | 2000 | 35 | 33 | 24 | 33 | 35 | 30 | 10 | 28 | 30 | 33 | 27 | 24 | 342 |
| | 2001 | 21 | 24 | 26 | 24 | 10 | 5 | - | - | - | - | - | - | 110 |
| | 2002 | - | - | - | - | - | - | - | - | - | - | - | - | - |
| Italia | 1999 | 1782 | 1817 | 2087 | 1929 | 2083 | 2112 | 2055 | 1038 | 1939 | 2124 | 2096 | 1856 | 22,917 |
| | 2000 | 1825 | 2126 | 2304 | 2012 | 2158 | 2165 | 1987 | 951 | 2006 | 2321 | 2216 | 1846 | 23,917 |
| | 2001 | 1979 | 2069 | 2357 | 1918 | 2147 | 2165 | 1890 | 790 | 1890 | 2192 | 2053 | 1607 | 23,059 |
| | 2002 | 1976 | 2071 | 2227 | 2014 | 2195 | 2094 | 2160 | 941 | 1956 | 2320 | 2244 | | |
| Luxembourg | 1999 | 210 | 215 | 265 | 227 | 229 | 250 | 267 | 135 | 262 | 274 | 249 | 192 | 2,775 |
| | 2000 | 241 | 269 | 277 | 246 | 258 | 243 | 275 | 184 | 231 | 303 | 268 | 224 | 3,019 |
| | 2001 | 258 | 257 | 291 | 235 | 278 | 231 | 252 | 160 | 273 | 293 | 266 | 179 | 2,974 |
| | 2002 | 232 | 249 | 278 | 259 | 255 | 270 | 261 | 163 | 256 | 277 | 242 | 178 | 2,921 |
| Nederland | 1999 | 397 | 360 | 449 | 342 | 432 | 381 | 388 | 440 | 384 | 436 | 376 | 401 | 4,786 |
| | 2000 | 401 | 373 | 379 | 434 | 444 | 367 | 488 | 484 | 444 | 452 | 367 | 323 | 4,956 |
| | 2001 | 427 | 419 | 447 | 424 | 491 | 392 | 491 | 461 | 449 | 441 | 428 | 465 | 5,335 |
| | 2002 | 455 | 402 | 444 | 374 | 454 | 485 | 507 | 505 | 513 | 486 | 486 | | |
| Österreich | 1999 | 363 | 424 | 425 | 426 | 450 | 430 | 368 | 292 | 391 | 469 | 452 | 167 | 4,656 |
| | 2000 | 378 | 394 | 486 | 453 | 476 | 443 | 402 | 395 | 409 | 458 | 458 | 283 | 5,034 |
| | 2001 | 455 | 452 | 446 | 492 | 479 | 441 | 439 | 420 | 438 | 499 | 428 | 263 | 5,251 |
| | 2002 | 459 | 425 | 450 | 459 | 494 | 475 | 504 | 282 | 467 | 475 | 480 | | |
| Portugal | 1999 | 78 | 72 | 78 | 67 | 76 | 68 | 75 | 58 | 73 | 87 | 75 | 47 | 853 |
| | 2000 | 78 | 80 | 86 | 81 | 83 | 75 | 81 | 82 | 30 | 87 | 82 | 65 | 910 |
| | 2001 | 43 | 73 | 89 | 57 | 77 | 82 | 90 | 84 | 27 | 87 | 85 | 71 | 865 |
| | 2002 | 78 | 78 | 86 | 143 | 92 | 70 | 101 | 83 | 58 | 93 | 97 | 74 | 1,054 |
| Suomi | 1999 | 324 | 303 | 333 | 316 | 332 | 313 | 216 | 300 | 328 | 332 | 336 | 341 | 3,776 |
| | 2000 | 346 | 342 | 348 | 341 | 349 | 328 | 152 | 297 | 336 | 357 | 345 | 350 | 3,890 |
| | 2001 | 338 | 322 | 347 | 348 | 348 | 333 | 318 | 274 | 314 | 323 | 318 | 258 | 3,842 |
| | 2002 | 338 | 319 | 365 | 278 | 360 | 336 | 298 | 259 | 350 | 359 | 352 | | |
| Sverige | 1999 | 392 | 396 | 443 | 383 | 404 | 415 | 140 | 316 | 431 | 435 | 443 | 375 | 4,575 |
| | 2000 | 449 | 419 | 461 | 412 | 470 | 398 | 109 | 372 | 424 | 440 | 428 | 307 | 4,689 |
| | 2001 | 423 | 429 | 440 | 407 | 455 | 402 | 160 | 306 | 447 | 446 | 428 | 351 | 4,694 |
| | 2002 | 429 | 425 | 435 | 435 | 464 | 411 | 197 | 380 | 453 | 472 | 447 | 410 | 4,958 |
| United Kingdom | 1999 | 1272 | 1237 | 1252 | 1293 | 1358 | 1236 | 1019 | 974 | 1218 | 1303 | 1278 | 815 | 14,255 |
| | 2000 | 1226 | 1236 | 1253 | 1192 | 1145 | 1153 | 982 | 944 | 1187 | 1200 | 1046 | 611 | 13,173 |
| | 2001 | 1034 | 1089 | 1187 | 1046 | 989 | 955 | 860 | 804 | 923 | 960 | 940 | 653 | 11,440 |
| | 2002 | 903 | 965 | 1043 | 971 | 1010 | 958 | 780 | 747 | 877 | 935 | 888 | 670 | 10,749 |

5.1. Langerzeugnisse - insgesamt
Long products - total
Total produits longs



(1000 t)

| | | Jan | Feb | Mar | Apr | May | Jun | Jul | Aug | Sep | Oct | Nov | Dec | Total |
|----------------------------------|------|-------|-------|-------|-------|-------|-------|-------|-------|-------|-------|-------|-------|--------|
| EU-15 | 1999 | 3,998 | 4,234 | 4,956 | 4,568 | 4,795 | 4,914 | 4,260 | 3,232 | 4,985 | 5,150 | 4,838 | 3,705 | 53,636 |
| | 2000 | 4,261 | 4,774 | 5,321 | 4,812 | 5,165 | 4,952 | 4,443 | 3,523 | 4,904 | 5,379 | 5,160 | 3,861 | 56,556 |
| | 2001 | 4,593 | 4,709 | 5,526 | 4,674 | 5,167 | 4,894 | 4,185 | 3,303 | 5,004 | 5,234 | 4,912 | 3,599 | 55,801 |
| | 2002 | 4,311 | 4,626 | 5,172 | 5,099 | 5,123 | 5,016 | 4,540 | 3,232 | 5,044 | 5,293 | | | |
| EUR-12 | 1999 | 3,348 | 3,565 | 4,282 | 3,920 | 4,087 | 4,291 | 3,758 | 2,779 | 4,347 | 4,475 | 4,175 | 3,296 | 46,322 |
| | 2000 | 3,653 | 4,128 | 4,643 | 4,244 | 4,564 | 4,338 | 3,959 | 3,040 | 4,322 | 4,739 | 4,557 | 3,478 | 49,666 |
| | 2001 | 4,035 | 4,134 | 4,848 | 4,121 | 4,576 | 4,307 | 3,705 | 2,821 | 4,448 | 4,684 | 4,338 | 3,209 | 49,226 |
| | 2002 | 3,808 | 4,058 | 4,596 | 4,534 | 4,560 | 4,507 | 4,156 | 2,843 | 4,562 | 4,841 | | | |
| Belgique België | 1999 | 78 | 83 | 102 | 103 | 105 | 107 | 82 | 112 | 117 | 122 | 99 | 83 | 1,192 |
| | 2000 | 95 | 117 | 112 | 126 | 113 | 73 | 110 | 64 | 106 | 119 | 111 | 70 | 1,216 |
| | 2001 | 92 | 109 | 127 | 112 | 112 | 117 | 66 | 95 | 110 | 112 | 106 | 65 | 1,223 |
| | 2002 | 57 | 104 | 112 | 121 | 123 | 117 | 95 | 102 | 121 | 105 | 102 | 56 | 1,215 |
| Danmark | 1999 | 20 | 17 | 20 | 16 | 18 | 18 | 6 | 14 | 19 | 19 | 22 | 15 | 204 |
| | 2000 | 20 | 19 | 23 | 18 | 21 | 17 | 9 | 19 | 22 | 21 | 21 | 14 | 224 |
| | 2001 | 21 | 22 | 23 | 19 | 23 | 17 | 6 | 24 | 17 | 24 | 21 | 15 | 232 |
| | 2002 | 21 | 23 | 17 | 21 | 29 | 21 | 7 | - | - | - | - | - | 140 |
| Deutschland | 1999 | 833 | 906 | 1118 | 1027 | 1028 | 1090 | 936 | 950 | 1146 | 1137 | 1127 | 805 | 12,105 |
| | 2000 | 948 | 1084 | 1195 | 1067 | 1158 | 1067 | 1002 | 1015 | 1121 | 1174 | 1184 | 859 | 12,872 |
| | 2001 | 1030 | 1066 | 1196 | 1026 | 1166 | 1015 | 910 | 932 | 1117 | 1184 | 1086 | 798 | 12,527 |
| | 2002 | 943 | 1034 | 1114 | 1123 | 1083 | 1148 | 993 | 943 | 1186 | 1168 | 1105 | | |
| Ellada | 1999 | 107 | 63 | 78 | 96 | 100 | 109 | 93 | 51 | 110 | 103 | 118 | 88 | 1,117 |
| | 2000 | 115 | 129 | 139 | 111 | 125 | 134 | 113 | 76 | 109 | 141 | 147 | 151 | 1,491 |
| | 2001 | 160 | 117 | 178 | 97 | 154 | 154 | 123 | 91 | 164 | 145 | 146 | 131 | 1,660 |
| | 2002 | 137 | 132 | 178 | 182 | 151 | 166 | 168 | 80 | 176 | 177 | 143 | 107 | 1,796 |
| España | 1999 | 667 | 705 | 829 | 760 | 824 | 849 | 583 | 565 | 776 | 850 | 771 | 647 | 8,825 |
| | 2000 | 746 | 664 | 853 | 845 | 914 | 890 | 601 | 718 | 824 | 854 | 815 | 681 | 9,404 |
| | 2001 | 805 | 725 | 890 | 868 | 912 | 910 | 576 | 591 | 899 | 948 | 864 | 669 | 9,657 |
| | 2002 | 791 | 791 | 937 | 994 | 1017 | 953 | 721 | 656 | 883 | 1011 | 915 | | |
| France | 1999 | 327 | 342 | 419 | 413 | 384 | 418 | 403 | 263 | 422 | 439 | 374 | 306 | 4,512 |
| | 2000 | 350 | 410 | 456 | 404 | 446 | 411 | 395 | 281 | 430 | 478 | 450 | 317 | 4,828 |
| | 2001 | 401 | 349 | 464 | 431 | 403 | 418 | 414 | 291 | 447 | 437 | 421 | 278 | 4,753 |
| | 2002 | 341 | 353 | 421 | 413 | 382 | 421 | 419 | 256 | 419 | 457 | 414 | 312 | 4,609 |
| Ireland | 1999 | 20 | 27 | 32 | 27 | 25 | 33 | 8 | 28 | 21 | 32 | 33 | 37 | 322 |
| | 2000 | 35 | 33 | 24 | 33 | 35 | 30 | 10 | 28 | 30 | 33 | 27 | 24 | 342 |
| | 2001 | 21 | 24 | 26 | 24 | 10 | 5 | - | - | - | - | - | - | 110 |
| | 2002 | - | - | - | - | - | - | - | - | - | - | - | - | - |
| Italia | 1999 | 882 | 987 | 1155 | 1009 | 1122 | 1179 | 1171 | 475 | 1227 | 1230 | 1142 | 948 | 12,526 |
| | 2000 | 902 | 1174 | 1306 | 1138 | 1227 | 1224 | 1220 | 448 | 1237 | 1349 | 1264 | 934 | 13,421 |
| | 2001 | 1050 | 1224 | 1375 | 1085 | 1275 | 1211 | 1148 | 445 | 1236 | 1297 | 1192 | 906 | 13,444 |
| | 2002 | 1064 | 1167 | 1299 | 1117 | 1276 | 1189 | 1251 | 449 | 1290 | 1371 | 1259 | | |
| Luxembourg | 1999 | 210 | 215 | 265 | 227 | 229 | 250 | 267 | 135 | 262 | 274 | 249 | 192 | 2,775 |
| | 2000 | 241 | 269 | 277 | 246 | 258 | 243 | 275 | 184 | 231 | 303 | 268 | 224 | 3,019 |
| | 2001 | 258 | 257 | 291 | 235 | 278 | 231 | 252 | 160 | 273 | 293 | 266 | 179 | 2,974 |
| | 2002 | 232 | 249 | 278 | 259 | 255 | 270 | 261 | 163 | 256 | 277 | 242 | 178 | 2,921 |
| Nederland | 1999 | 24 | 38 | 51 | 38 | 40 | 37 | 31 | 27 | 36 | 56 | 30 | 24 | 431 |
| | 2000 | 30 | 29 | 36 | 33 | 38 | 32 | 38 | 22 | 50 | 38 | 38 | 27 | 412 |
| | 2001 | 34 | 34 | 39 | 23 | 19 | 18 | 13 | 11 | 17 | 19 | 13 | 10 | 249 |
| | 2002 | 17 | 15 | 15 | 17 | 19 | 14 | 13 | 5 | 15 | 15 | | | |
| Österreich | 1999 | 72 | 80 | 99 | 98 | 99 | 100 | 93 | 67 | 107 | 94 | 100 | 66 | 1,074 |
| | 2000 | 56 | 90 | 103 | 102 | 108 | 99 | 101 | 67 | 97 | 101 | 111 | 70 | 1,103 |
| | 2001 | 80 | 102 | 115 | 105 | 112 | 99 | 97 | 79 | 106 | 109 | 108 | 59 | 1,171 |
| | 2002 | 95 | 89 | 101 | 109 | 104 | 111 | 111 | 80 | 114 | 112 | | | |
| Portugal | 1999 | 78 | 72 | 78 | 67 | 76 | 68 | 75 | 58 | 73 | 87 | 75 | 47 | 853 |
| | 2000 | 78 | 80 | 86 | 81 | 83 | 75 | 81 | 82 | 30 | 87 | 82 | 65 | 910 |
| | 2001 | 43 | 73 | 89 | 57 | 77 | 82 | 90 | 84 | 27 | 87 | 85 | 71 | 865 |
| | 2002 | 78 | 78 | 86 | 143 | 92 | 70 | 101 | 83 | 58 | 93 | 97 | 74 | 1,054 |
| Suomi | 1999 | 47 | 45 | 56 | 55 | 56 | 51 | 15 | 47 | 52 | 54 | 59 | 53 | 590 |
| | 2000 | 58 | 50 | 56 | 58 | 61 | 59 | 13 | 56 | 58 | 62 | 60 | 56 | 647 |
| | 2001 | 61 | 55 | 58 | 58 | 57 | 49 | 16 | 42 | 50 | 54 | 50 | 43 | 592 |
| | 2002 | 53 | 46 | 54 | 55 | 58 | 48 | 23 | 27 | 44 | 56 | | | |
| Sverige | 1999 | 75 | 77 | 91 | 83 | 68 | 84 | 27 | 55 | 76 | 75 | 78 | 68 | 857 |
| | 2000 | 73 | 81 | 96 | 67 | 85 | 81 | 20 | 63 | 81 | 86 | 90 | 62 | 885 |
| | 2001 | 79 | 75 | 77 | 71 | 88 | 74 | 18 | 67 | 70 | 64 | 54 | 33 | 769 |
| | 2002 | 56 | 62 | 59 | 65 | 63 | 57 | 12 | 56 | 66 | 72 | 69 | 49 | 688 |
| United Kingdom | 1999 | 556 | 576 | 562 | 550 | 622 | 521 | 469 | 385 | 543 | 581 | 563 | 325 | 6,253 |
| | 2000 | 516 | 546 | 559 | 482 | 495 | 515 | 456 | 401 | 479 | 534 | 493 | 306 | 5,781 |
| | 2001 | 458 | 479 | 578 | 464 | 480 | 495 | 456 | 391 | 469 | 462 | 500 | 342 | 5,573 |
| | 2002 | 425 | 482 | 499 | 478 | 471 | 430 | 366 | 333 | 416 | 380 | 362 | 296 | 4,938 |

5.1.1. Schwere Profile
Heavy sections
Profils lourds



(1000 t)

| | | Jan | Feb | Mar | Apr | May | Jun | Jul | Aug | Sep | Oct | Nov | Dec | Total |
|----------------------------------|------|-----|-----|-----|-----|-----|-----|-----|-----|-----|-----|-----|-----|-------|
| EU-15 | 1999 | 756 | 738 | 829 | 750 | 754 | 819 | 705 | 543 | 877 | 867 | 857 | 674 | 9,168 |
| | 2000 | 804 | 905 | 898 | 806 | 877 | 819 | 690 | 704 | 772 | 878 | 831 | 565 | 9,550 |
| | 2001 | 799 | 772 | 843 | 687 | 816 | 791 | 651 | 556 | 812 | 866 | 785 | 591 | 8,970 |
| | 2002 | 741 | 807 | 807 | 798 | 841 | 822 | 641 | 634 | 785 | 837 | | | |
| EUR-12 | 1999 | 593 | 581 | 688 | 595 | 607 | 667 | 578 | 435 | 721 | 692 | 707 | 572 | 7,436 |
| | 2000 | 664 | 761 | 763 | 679 | 745 | 702 | 577 | 582 | 680 | 747 | 713 | 526 | 8,139 |
| | 2001 | 661 | 650 | 721 | 568 | 681 | 658 | 530 | 421 | 710 | 759 | 664 | 519 | 7,542 |
| | 2002 | 630 | 689 | 690 | 679 | 713 | 695 | 567 | 497 | 667 | 748 | | | |
| Belgique België | 1999 | 12 | - | 9 | 0 | 14 | 3 | - | - | - | 12 | 4 | 9 | 63 |
| | 2000 | 4 | 17 | 0 | 6 | 6 | 8 | 5 | - | 7 | 17 | 12 | 1 | 83 |
| | 2001 | 3 | 14 | 8 | 12 | 11 | 6 | - | 8 | 9 | 6 | 11 | 5 | 93 |
| | 2002 | 10 | 13 | 8 | 15 | 20 | 6 | - | 22 | 4 | 12 | 10 | 5 | 123 |
| Danmark | 1999 | - | - | - | - | - | - | - | - | - | - | - | - | - |
| | 2000 | - | - | - | - | - | - | - | - | - | - | - | - | - |
| | 2001 | - | - | - | - | - | - | - | - | - | - | - | - | - |
| | 2002 | - | - | - | - | - | - | - | - | - | - | - | - | - |
| Deutschland | 1999 | 181 | 190 | 201 | 193 | 200 | 221 | 196 | 198 | 234 | 224 | 250 | 184 | 2,471 |
| | 2000 | 203 | 240 | 247 | 214 | 234 | 218 | 196 | 225 | 216 | 237 | 242 | 151 | 2,622 |
| | 2001 | 192 | 224 | 224 | 180 | 218 | 216 | 189 | 221 | 223 | 254 | 216 | 169 | 2,525 |
| | 2002 | 192 | 223 | 226 | 231 | 208 | 208 | 145 | 157 | 206 | 219 | 223 | | |
| Ellada | 1999 | - | - | - | - | - | - | - | - | - | - | - | - | - |
| | 2000 | - | - | - | - | - | - | - | - | - | - | - | - | - |
| | 2001 | - | 0 | 1 | - | 1 | - | - | - | - | 2 | - | 1 | 5 |
| | 2002 | 1 | 1 | - | 1 | - | - | - | - | - | - | - | - | 3 |
| España | 1999 | 141 | 143 | 152 | 151 | 156 | 175 | 86 | 80 | 162 | 153 | 161 | 119 | 1,680 |
| | 2000 | 172 | 189 | 179 | 140 | 174 | 190 | 100 | 165 | 177 | 131 | 162 | 122 | 1,902 |
| | 2001 | 182 | 145 | 151 | 149 | 156 | 159 | 83 | 58 | 185 | 190 | 165 | 131 | 1,754 |
| | 2002 | 177 | 189 | 174 | 216 | 218 | 224 | 126 | 176 | 181 | 236 | 182 | | |
| France | 1999 | 37 | 34 | 40 | 33 | 31 | 38 | 34 | 17 | 43 | 34 | 30 | 37 | 408 |
| | 2000 | 27 | 32 | 33 | 36 | 30 | 35 | 31 | 16 | 42 | 32 | 31 | 19 | 364 |
| | 2001 | 35 | 22 | 33 | 31 | 35 | 28 | 33 | 18 | 35 | 42 | 33 | 31 | 376 |
| | 2002 | 28 | 36 | 37 | 31 | 25 | 36 | 43 | 17 | 43 | 34 | 29 | 25 | 383 |
| Ireland | 1999 | 20 | 27 | 32 | 27 | 25 | 33 | 8 | 28 | 21 | 32 | 33 | 37 | 322 |
| | 2000 | 35 | 33 | 24 | 33 | 35 | 30 | 10 | 28 | 30 | 33 | 27 | 24 | 342 |
| | 2001 | 21 | 24 | 26 | 24 | 10 | 5 | - | - | - | - | - | - | 110 |
| | 2002 | - | - | - | - | - | - | - | - | - | - | - | - | - |
| Italia | 1999 | 90 | 91 | 114 | 81 | 78 | 82 | 122 | 42 | 132 | 105 | 107 | 84 | 1,129 |
| | 2000 | 100 | 121 | 141 | 120 | 131 | 107 | 101 | 54 | 110 | 141 | 114 | 101 | 1,341 |
| | 2001 | 98 | 102 | 143 | 67 | 124 | 119 | 105 | 44 | 136 | 121 | 110 | 89 | 1,260 |
| | 2002 | 112 | 114 | 120 | 67 | 127 | 102 | 120 | 39 | 125 | 118 | 100 | | |
| Luxembourg | 1999 | 112 | 97 | 139 | 110 | 104 | 114 | 131 | 70 | 129 | 132 | 122 | 102 | 1,362 |
| | 2000 | 123 | 129 | 139 | 129 | 135 | 115 | 135 | 94 | 98 | 156 | 124 | 108 | 1,486 |
| | 2001 | 131 | 119 | 134 | 104 | 126 | 126 | 119 | 72 | 121 | 144 | 129 | 94 | 1,419 |
| | 2002 | 109 | 114 | 126 | 118 | 116 | 121 | 133 | 87 | 109 | 128 | 109 | 92 | 1,361 |
| Nederland | 1999 | - | - | - | - | - | - | - | - | - | - | - | - | - |
| | 2000 | - | - | - | - | - | - | - | - | - | - | - | - | - |
| | 2001 | - | - | - | - | - | - | - | - | - | - | - | - | - |
| | 2002 | - | - | - | - | - | - | - | - | - | - | - | - | - |
| Österreich | 1999 | - | - | - | - | - | - | - | - | - | - | - | - | - |
| | 2000 | - | - | - | - | - | - | - | - | - | - | - | - | - |
| | 2001 | - | - | - | - | - | - | - | - | - | - | - | - | - |
| | 2002 | - | - | - | - | - | - | - | - | - | - | - | - | - |
| Portugal | 1999 | - | - | - | - | - | - | - | - | - | - | - | - | - |
| | 2000 | - | - | - | - | - | - | - | - | - | - | - | - | - |
| | 2001 | - | - | - | - | - | - | - | - | - | - | - | - | - |
| | 2002 | - | - | - | - | - | - | - | - | - | - | - | - | - |
| Suomi | 1999 | - | - | - | - | - | - | - | - | - | - | - | - | - |
| | 2000 | - | - | - | - | - | - | - | - | - | - | - | - | - |
| | 2001 | - | - | - | - | - | - | - | - | - | - | - | - | - |
| | 2002 | - | - | - | - | - | - | - | - | - | - | - | - | - |
| Sverige | 1999 | 2 | 2 | 2 | 3 | 1 | 2 | 1 | 1 | 2 | 2 | 2 | 2 | 22 |
| | 2000 | 2 | 2 | 3 | 2 | 2 | 2 | 1 | 2 | 2 | 2 | 2 | 2 | 23 |
| | 2001 | 2 | 2 | 2 | 2 | 2 | 2 | 0 | 2 | 2 | 2 | 2 | 1 | 21 |
| | 2002 | 2 | 2 | 2 | 2 | 2 | 2 | 0 | 2 | 2 | 3 | 2 | 2 | 23 |
| United Kingdom | 1999 | 160 | 155 | 139 | 152 | 146 | 151 | 126 | 107 | 154 | 173 | 148 | 99 | 1,710 |
| | 2000 | 138 | 142 | 133 | 126 | 130 | 115 | 113 | 120 | 90 | 129 | 116 | 37 | 1,388 |
| | 2001 | 136 | 119 | 120 | 118 | 133 | 131 | 121 | 133 | 101 | 105 | 119 | 71 | 1,407 |
| | 2002 | 109 | 116 | 115 | 116 | 126 | 125 | 73 | 135 | 116 | 87 | 121 | 104 | 1,343 |

5.1.2. Betonstahl in Stäben
Concrete reinforcement bars
Ronds à béton



(1000 t)

| | | Jan | Feb | Mar | Apr | May | Jun | Jul | Aug | Sep | Oct | Nov | Dec | Total |
|----------------------------------|------|-------|-------|-------|-------|-------|-------|-------|-------|-------|-------|-------|-----|--------|
| EU-15 | 1999 | 811 | 915 | 1,129 | 1,101 | 1,130 | 1,166 | 1,008 | 822 | 1,117 | 1,132 | 951 | 679 | 11,962 |
| | 2000 | 822 | 1,034 | 1,190 | 1,051 | 1,164 | 1,110 | 967 | 904 | 1,074 | 1,210 | 1,155 | 896 | 12,578 |
| | 2001 | 1,010 | 1,062 | 1,322 | 1,124 | 1,299 | 1,212 | 1,085 | 1,009 | 1,248 | 1,262 | 1,167 | 918 | 13,716 |
| | 2002 | 1,008 | 1,024 | 1,268 | 1,338 | 1,280 | 1,235 | 1,165 | 875 | 1,200 | 1,303 | | | |
| EUR-12 | 1999 | 764 | 861 | 1,074 | 1,047 | 1,067 | 1,119 | 968 | 799 | 1,088 | 1,104 | 923 | 662 | 11,475 |
| | 2000 | 803 | 995 | 1,163 | 1,024 | 1,145 | 1,087 | 946 | 879 | 1,038 | 1,183 | 1,120 | 881 | 12,264 |
| | 2001 | 975 | 1,035 | 1,252 | 1,091 | 1,265 | 1,175 | 1,056 | 994 | 1,222 | 1,246 | 1,137 | 896 | 13,346 |
| | 2002 | 987 | 1,008 | 1,248 | 1,308 | 1,264 | 1,213 | 1,126 | 873 | 1,181 | 1,283 | | | |
| Belgique België | 1999 | - | - | 0 | 0 | - | - | - | 0 | - | - | - | - | 1 |
| | 2000 | - | - | - | 0 | 0 | 0 | - | 1 | - | - | 1 | 1 | 4 |
| | 2001 | - | - | - | - | - | - | - | - | - | - | - | - | - |
| | 2002 | - | - | - | - | - | - | - | - | - | - | - | - | - |
| Danmark | 1999 | 6 | 4 | 4 | 3 | 4 | 2 | 2 | 3 | 4 | 5 | 6 | 2 | 45 |
| | 2000 | 2 | 4 | - | 5 | 1 | 6 | 5 | - | 10 | - | 3 | 0 | 35 |
| | 2001 | 10 | - | 7 | - | 0 | 1 | 6 | 2 | 3 | 0 | 3 | 7 | 38 |
| | 2002 | 2 | 1 | 2 | 1 | 1 | 0 | 7 | - | - | - | - | - | 14 |
| Deutschland | 1999 | 93 | 153 | 188 | 174 | 183 | 192 | 190 | 170 | 164 | 168 | 149 | 83 | 1,907 |
| | 2000 | 117 | 178 | 191 | 159 | 167 | 145 | 148 | 156 | 159 | 177 | 177 | 134 | 1,906 |
| | 2001 | 145 | 210 | 184 | 175 | 209 | 139 | 185 | 177 | 206 | 206 | 174 | 160 | 2,170 |
| | 2002 | 166 | 149 | 176 | 198 | 182 | 195 | 152 | 192 | 188 | 188 | 182 | | |
| Ellada | 1999 | 96 | 37 | 49 | 88 | 75 | 84 | 67 | 30 | 99 | 78 | 93 | 59 | 856 |
| | 2000 | 87 | 99 | 111 | 85 | 100 | 89 | 85 | 64 | 89 | 114 | 105 | 123 | 1,151 |
| | 2001 | 137 | 79 | 145 | 77 | 116 | 119 | 89 | 78 | 136 | 111 | 116 | 103 | 1,305 |
| | 2002 | 99 | 102 | 151 | 153 | 120 | 133 | 130 | 73 | 153 | 140 | 118 | 82 | 1,454 |
| España | 1999 | 205 | 211 | 271 | 261 | 264 | 289 | 151 | 261 | 265 | 294 | 223 | 175 | 2,871 |
| | 2000 | 206 | 194 | 298 | 302 | 296 | 294 | 158 | 313 | 252 | 288 | 277 | 205 | 3,083 |
| | 2001 | 245 | 231 | 315 | 301 | 325 | 317 | 184 | 331 | 319 | 317 | 276 | 215 | 3,376 |
| | 2002 | 245 | 245 | 315 | 333 | 317 | 290 | 229 | 262 | 275 | 300 | 252 | | |
| France | 1999 | 27 | 42 | 81 | 85 | 80 | 76 | 67 | 70 | 82 | 91 | 65 | 43 | 810 |
| | 2000 | 30 | 54 | 80 | 65 | 77 | 81 | 62 | 69 | 73 | 90 | 82 | 50 | 813 |
| | 2001 | 33 | 10 | 75 | 81 | 78 | 84 | 80 | 77 | 84 | 84 | 73 | 44 | 804 |
| | 2002 | 53 | 27 | 77 | 76 | 77 | 77 | 69 | 48 | 81 | 91 | 70 | 48 | 795 |
| Ireland | 1999 | - | - | - | - | - | - | - | - | - | - | - | - | - |
| | 2000 | - | - | - | - | - | - | - | - | - | - | - | - | - |
| | 2001 | - | - | - | - | - | - | - | - | - | - | - | - | - |
| | 2002 | - | - | - | - | - | - | - | - | - | - | - | - | - |
| Italia | 1999 | 231 | 280 | 316 | 302 | 322 | 338 | 353 | 166 | 333 | 313 | 271 | 216 | 3,441 |
| | 2000 | 265 | 331 | 376 | 317 | 355 | 355 | 355 | 162 | 368 | 373 | 346 | 269 | 3,872 |
| | 2001 | 323 | 373 | 387 | 348 | 409 | 387 | 385 | 191 | 394 | 392 | 371 | 279 | 4,240 |
| | 2002 | 306 | 348 | 388 | 348 | 418 | 381 | 393 | 174 | 392 | 422 | 410 | | |
| Luxembourg | 1999 | 19 | 39 | 43 | 39 | 38 | 44 | 34 | 23 | 43 | 36 | 34 | 32 | 425 |
| | 2000 | 19 | 40 | - | - | 43 | 39 | 39 | 40 | 37 | 42 | 38 | 29 | 367 |
| | 2001 | 27 | 40 | 47 | 44 | 46 | 42 | 38 | 43 | 43 | 46 | 38 | 20 | 472 |
| | 2002 | 33 | 45 | 43 | 42 | 48 | 50 | 42 | 30 | 36 | 46 | 44 | 22 | 482 |
| Nederland | 1999 | 10 | 23 | 31 | 22 | 25 | 18 | 19 | 18 | 25 | 35 | 16 | 8 | 251 |
| | 2000 | 13 | 12 | 15 | 16 | 17 | 12 | 23 | 9 | 28 | 16 | 17 | 11 | 190 |
| | 2001 | 16 | 16 | 18 | 4 | - | - | - | - | - | - | - | - | 53 |
| | 2002 | - | - | - | - | - | - | - | - | - | - | - | - | - |
| Österreich | 1999 | 10 | 16 | 19 | 17 | 14 | 16 | 14 | 17 | 17 | 18 | 17 | 12 | 186 |
| | 2000 | 15 | 14 | 22 | 18 | 19 | 17 | 16 | 15 | 18 | 19 | 16 | 8 | 196 |
| | 2001 | 7 | 16 | 20 | 18 | 20 | 17 | 15 | 20 | 19 | 18 | 20 | 15 | 205 |
| | 2002 | 16 | 18 | 19 | 19 | 18 | 19 | 16 | 19 | 20 | 20 | | | |
| Portugal | 1999 | 72 | 59 | 74 | 58 | 66 | 61 | 75 | 45 | 59 | 71 | 54 | 33 | 727 |
| | 2000 | 52 | 74 | 70 | 61 | 70 | 55 | 61 | 50 | 15 | 64 | 60 | 51 | 683 |
| | 2001 | 43 | 60 | 62 | 42 | 63 | 70 | 80 | 77 | 22 | 72 | 69 | 61 | 720 |
| | 2002 | 70 | 73 | 79 | 139 | 84 | 68 | 95 | 76 | 36 | 76 | 85 | 65 | 946 |
| Suomi | 1999 | - | - | - | - | - | - | - | - | - | - | - | - | - |
| | 2000 | - | - | - | - | - | - | - | - | - | - | - | - | - |
| | 2001 | - | - | - | - | - | - | - | - | - | - | - | - | - |
| | 2002 | - | - | - | - | - | - | - | - | - | - | - | - | - |
| Sverige | 1999 | 7 | 8 | 9 | 11 | 6 | 3 | 0 | 0 | - | - | - | - | 43 |
| | 2000 | - | - | - | - | - | - | - | 0 | - | - | - | - | 0 |
| | 2001 | - | - | - | - | - | - | - | - | - | - | - | - | - |
| | 2002 | - | - | - | - | - | - | - | - | - | - | - | - | - |
| United Kingdom | 1999 | 34 | 42 | 43 | 41 | 54 | 43 | 38 | 20 | 25 | 24 | 22 | 15 | 399 |
| | 2000 | 16 | 36 | 27 | 23 | 19 | 17 | 16 | 25 | 26 | 27 | 32 | 15 | 279 |
| | 2001 | 24 | 26 | 63 | 33 | 34 | 36 | 23 | 13 | 23 | 16 | 27 | 15 | 332 |
| | 2002 | 18 | 14 | 19 | 29 | 16 | 22 | 32 | 1 | 19 | 20 | 4 | 2 | 195 |

**5.1.3. Andere Stäbe, Flachstahl, Winkel-Profile und andere
Other bars, flats, angles, light sections etc.
Plats et autres barres pleines, profilés**



(1000 t)

| | | Jan | Feb | Mar | Apr | May | Jun | Jul | Aug | Sep | Oct | Nov | Dec | Total |
|----------------------------|------|-------|-------|-------|-------|-------|-------|-------|-----|-------|-------|-------|-----|--------|
| EU-15 | 1999 | 974 | 1,043 | 1,172 | 1,040 | 1,127 | 1,109 | 953 | 523 | 1,112 | 1,230 | 1,185 | 940 | 12,409 |
| | 2000 | 1,035 | 1,157 | 1,305 | 1,118 | 1,211 | 1,215 | 1,066 | 602 | 1,212 | 1,374 | 1,306 | 974 | 13,575 |
| | 2001 | 1,166 | 1,184 | 1,340 | 1,096 | 1,203 | 1,148 | 1,030 | 559 | 1,171 | 1,193 | 1,114 | 757 | 12,960 |
| | 2002 | 989 | 1,067 | 1,166 | 1,107 | 1,078 | 1,065 | 949 | 549 | 1,124 | 1,193 | | | |
| EUR-12 | 1999 | 736 | 794 | 915 | 816 | 870 | 870 | 779 | 344 | 867 | 939 | 909 | 779 | 9,619 |
| | 2000 | 784 | 882 | 1,010 | 903 | 968 | 949 | 887 | 408 | 965 | 1,095 | 1,047 | 783 | 10,680 |
| | 2001 | 951 | 944 | 1,069 | 882 | 958 | 910 | 842 | 379 | 935 | 958 | 895 | 611 | 10,334 |
| | 2002 | 788 | 819 | 936 | 896 | 849 | 876 | 823 | 406 | 932 | 1,010 | | | |
| Belgique België | 1999 | 11 | 22 | 16 | 26 | 11 | 15 | - | 22 | 22 | 14 | 14 | 14 | 185 |
| | 2000 | 22 | 11 | 23 | 15 | 18 | 19 | 19 | - | 17 | 13 | 20 | 19 | 196 |
| | 2001 | 26 | 12 | 16 | 14 | 12 | 19 | - | 13 | 13 | 25 | 14 | 11 | 174 |
| | 2002 | 6 | 10 | 16 | 9 | 5 | 16 | - | 3 | 17 | 16 | 14 | 5 | 117 |
| Danmark | 1999 | 14 | 13 | 16 | 13 | 14 | 16 | 4 | 11 | 15 | 15 | 16 | 13 | 159 |
| | 2000 | 17 | 16 | 23 | 13 | 20 | 12 | 4 | 19 | 11 | 21 | 18 | 14 | 189 |
| | 2001 | 11 | 22 | 17 | 19 | 22 | 16 | - | 23 | 15 | 24 | 18 | 8 | 194 |
| | 2002 | 19 | 22 | 15 | 20 | 28 | 21 | - | - | - | - | - | - | 126 |
| Deutschland | 1999 | 133 | 129 | 151 | 136 | 134 | 124 | 110 | 92 | 148 | 145 | 155 | 114 | 1,572 |
| | 2000 | 133 | 156 | 178 | 162 | 168 | 169 | 130 | 154 | 194 | 169 | 193 | 136 | 1,941 |
| | 2001 | 177 | 174 | 191 | 156 | 182 | 158 | 145 | 122 | 153 | 157 | 151 | 102 | 1,867 |
| | 2002 | 146 | 145 | 153 | 168 | 154 | 168 | 137 | 142 | 186 | 174 | 159 | | |
| Ellada | 1999 | - | 10 | 8 | - | 4 | 7 | 2 | 0 | 0 | 4 | - | 9 | 42 |
| | 2000 | 11 | 1 | 8 | 5 | 11 | 13 | 12 | 2 | 0 | 4 | 15 | 0 | 81 |
| | 2001 | 6 | 3 | 9 | 0 | 9 | 14 | 17 | 0 | 6 | 9 | 10 | 8 | 93 |
| | 2002 | 10 | 11 | 3 | 1 | 10 | 8 | 16 | 2 | 7 | 6 | 8 | 7 | 88 |
| España | 1999 | 134 | 158 | 199 | 142 | 185 | 166 | 143 | 60 | 155 | 171 | 168 | 147 | 1,826 |
| | 2000 | 150 | 160 | 208 | 203 | 212 | 182 | 141 | 68 | 186 | 224 | 173 | 146 | 2,053 |
| | 2001 | 167 | 159 | 188 | 178 | 178 | 187 | 161 | 59 | 167 | 184 | 181 | 116 | 1,924 |
| | 2002 | 142 | 147 | 179 | 177 | 204 | 183 | 147 | 75 | 183 | 202 | 213 | | |
| France | 1999 | 114 | 109 | 120 | 119 | 104 | 120 | 122 | 32 | 116 | 123 | 123 | 113 | 1,313 |
| | 2000 | 123 | 136 | 139 | 118 | 142 | 121 | 135 | 52 | 126 | 156 | 145 | 115 | 1,508 |
| | 2001 | 143 | 135 | 154 | 141 | 123 | 144 | 128 | 55 | 155 | 129 | 126 | 65 | 1,500 |
| | 2002 | 120 | 112 | 122 | 129 | 94 | 114 | 126 | 46 | 113 | 128 | 114 | 94 | 1,314 |
| Ireland | 1999 | - | - | - | - | - | - | - | - | - | - | - | - | - |
| | 2000 | - | - | - | - | - | - | - | - | - | - | - | - | - |
| | 2001 | - | - | - | - | - | - | - | - | - | - | - | - | - |
| | 2002 | - | - | - | - | - | - | - | - | - | - | - | - | - |
| Italia | 1999 | 288 | 317 | 364 | 336 | 371 | 376 | 353 | 108 | 377 | 413 | 381 | 333 | 4,017 |
| | 2000 | 275 | 358 | 387 | 336 | 352 | 387 | 396 | 95 | 373 | 455 | 428 | 311 | 4,152 |
| | 2001 | 365 | 394 | 434 | 332 | 377 | 354 | 343 | 88 | 371 | 386 | 347 | 265 | 4,054 |
| | 2002 | 306 | 339 | 395 | 341 | 325 | 323 | 353 | 99 | 360 | 415 | 351 | | |
| Luxembourg | 1999 | 27 | 26 | 25 | 26 | 32 | 34 | 35 | 10 | 17 | 40 | 36 | 20 | 329 |
| | 2000 | 39 | 31 | 37 | 32 | 31 | 24 | 40 | 12 | 35 | 38 | 37 | 26 | 383 |
| | 2001 | 34 | 36 | 44 | 27 | 43 | 4 | 34 | 16 | 41 | 34 | 36 | 22 | 370 |
| | 2002 | 24 | 31 | 37 | 36 | 24 | 34 | 29 | 19 | 36 | 33 | 28 | 19 | 351 |
| Nederland | 1999 | - | - | - | - | - | - | - | - | - | - | - | - | - |
| | 2000 | - | - | - | - | - | - | - | - | - | - | - | - | - |
| | 2001 | - | - | - | - | - | - | - | - | - | - | - | - | - |
| | 2002 | - | - | - | - | - | - | - | - | - | - | - | - | - |
| Österreich | 1999 | 8 | 8 | 10 | 10 | 7 | 9 | 8 | 5 | 10 | 8 | 9 | 8 | 99 |
| | 2000 | 8 | 13 | 10 | 9 | 10 | 9 | 9 | 4 | 10 | 10 | 11 | 8 | 111 |
| | 2001 | 9 | 10 | 11 | 11 | 9 | 10 | 10 | 7 | 10 | 12 | 10 | 6 | 114 |
| | 2002 | 11 | 9 | 10 | 12 | 8 | 10 | 9 | 6 | 11 | 12 | | | |
| Portugal | 1999 | - | - | - | - | - | - | - | - | - | - | - | - | - |
| | 2000 | - | - | - | - | - | - | - | - | - | - | - | - | - |
| | 2001 | - | - | - | - | - | - | - | - | - | - | - | - | - |
| | 2002 | - | - | - | - | - | - | - | - | - | - | - | - | - |
| Suomi | 1999 | 22 | 16 | 23 | 23 | 22 | 20 | 4 | 17 | 21 | 21 | 24 | 23 | 236 |
| | 2000 | 24 | 16 | 20 | 23 | 25 | 24 | 6 | 21 | 24 | 25 | 25 | 22 | 254 |
| | 2001 | 24 | 22 | 23 | 21 | 25 | 21 | 4 | 19 | 19 | 21 | 21 | 17 | 238 |
| | 2002 | 23 | 15 | 21 | 24 | 25 | 19 | 6 | 13 | 18 | 24 | | | |
| Sverige | 1999 | 52 | 52 | 63 | 56 | 44 | 61 | 18 | 41 | 59 | 59 | 66 | 57 | 626 |
| | 2000 | 56 | 65 | 79 | 52 | 66 | 68 | 14 | 52 | 65 | 70 | 73 | 49 | 710 |
| | 2001 | 64 | 59 | 57 | 59 | 66 | 60 | 13 | 50 | 52 | 54 | 43 | 27 | 603 |
| | 2002 | 46 | 51 | 49 | 53 | 52 | 48 | 9 | 45 | 54 | 60 | 56 | 40 | 563 |
| United Kingdom | 1999 | 172 | 184 | 178 | 155 | 199 | 161 | 152 | 127 | 171 | 218 | 194 | 91 | 2,004 |
| | 2000 | 178 | 194 | 194 | 149 | 156 | 187 | 161 | 123 | 171 | 188 | 167 | 128 | 1,996 |
| | 2001 | 141 | 159 | 198 | 137 | 156 | 161 | 175 | 107 | 169 | 157 | 159 | 111 | 1,829 |
| | 2002 | 137 | 175 | 165 | 138 | 148 | 120 | 117 | 98 | 137 | 123 | 94 | 70 | 1,523 |

5.1.4. Walzdraht Rods Fil machine



(1000 t)

| | | Jan | Feb | Mar | Apr | May | Jun | Jul | Aug | Sep | Oct | Nov | Dec | Total |
|-----------------------|------|-------|-------|-------|-------|-------|-------|-------|-------|-------|-------|-------|-------|--------|
| EU-15 | 1999 | 1,342 | 1,422 | 1,696 | 1,552 | 1,656 | 1,675 | 1,484 | 1,245 | 1,740 | 1,777 | 1,716 | 1,299 | 18,604 |
| | 2000 | 1,493 | 1,563 | 1,806 | 1,726 | 1,791 | 1,701 | 1,607 | 1,240 | 1,733 | 1,803 | 1,729 | 1,312 | 19,504 |
| | 2001 | 1,475 | 1,555 | 1,859 | 1,625 | 1,701 | 1,590 | 1,290 | 1,073 | 1,638 | 1,752 | 1,681 | 1,209 | 18,447 |
| | 2002 | 1,418 | 1,582 | 1,779 | 1,699 | 1,770 | 1,739 | 1,627 | 1,078 | 1,785 | 1,786 | | | |
| EUR-12 | 1999 | 1,171 | 1,241 | 1,506 | 1,364 | 1,441 | 1,512 | 1,342 | 1,121 | 1,555 | 1,620 | 1,526 | 1,188 | 16,589 |
| | 2000 | 1,317 | 1,395 | 1,604 | 1,544 | 1,600 | 1,511 | 1,456 | 1,113 | 1,545 | 1,613 | 1,557 | 1,193 | 17,449 |
| | 2001 | 1,324 | 1,388 | 1,667 | 1,453 | 1,543 | 1,427 | 1,165 | 938 | 1,472 | 1,578 | 1,496 | 1,072 | 16,522 |
| | 2002 | 1,265 | 1,415 | 1,587 | 1,513 | 1,597 | 1,578 | 1,492 | 981 | 1,648 | 1,644 | | | |
| Belgique | 1999 | 55 | 61 | 76 | 77 | 80 | 89 | 82 | 91 | 95 | 96 | 81 | 60 | 943 |
| | 2000 | 70 | 89 | 89 | 105 | 88 | 47 | 86 | 62 | 82 | 89 | 78 | 50 | 933 |
| België | 2001 | 63 | 83 | 103 | 85 | 89 | 92 | 66 | 74 | 88 | 82 | 82 | 50 | 956 |
| | 2002 | 40 | 81 | 89 | 97 | 98 | 95 | 95 | 77 | 100 | 77 | 78 | 46 | 974 |
| Danmark | 1999 | - | - | - | - | - | - | - | - | - | - | - | - | - |
| | 2000 | - | - | - | - | - | - | - | - | - | - | - | - | - |
| | 2001 | - | - | - | - | - | - | - | - | - | - | - | - | - |
| | 2002 | - | - | - | - | - | - | - | - | - | - | - | - | - |
| Deutschland | 1999 | 408 | 412 | 557 | 503 | 486 | 532 | 417 | 473 | 572 | 571 | 547 | 408 | 5,886 |
| | 2000 | 478 | 493 | 564 | 515 | 572 | 523 | 514 | 470 | 531 | 565 | 549 | 424 | 6,198 |
| | 2001 | 493 | 440 | 573 | 492 | 527 | 471 | 362 | 390 | 508 | 535 | 516 | 347 | 5,654 |
| | 2002 | 408 | 493 | 535 | 502 | 511 | 549 | 534 | 423 | 570 | 557 | 516 | | |
| Ellada | 1999 | 12 | 16 | 21 | 7 | 21 | 19 | 25 | 21 | 11 | 21 | 25 | 20 | 219 |
| | 2000 | 18 | 29 | 20 | 21 | 14 | 31 | 16 | 10 | 20 | 23 | 27 | 28 | 259 |
| | 2001 | 17 | 34 | 23 | 20 | 28 | 21 | 17 | 12 | 22 | 23 | 20 | 19 | 257 |
| | 2002 | 27 | 17 | 24 | 28 | 21 | 25 | 22 | 5 | 16 | 31 | 17 | 18 | 251 |
| España | 1999 | 176 | 187 | 201 | 204 | 215 | 210 | 202 | 155 | 183 | 220 | 209 | 194 | 2,357 |
| | 2000 | 211 | 112 | 154 | 191 | 220 | 216 | 201 | 162 | 203 | 203 | 191 | 197 | 2,261 |
| | 2001 | 197 | 178 | 222 | 225 | 238 | 231 | 146 | 124 | 212 | 242 | 223 | 191 | 2,429 |
| | 2002 | 206 | 195 | 251 | 250 | 260 | 241 | 200 | 138 | 236 | 255 | 250 | | |
| France | 1999 | 128 | 132 | 148 | 147 | 147 | 150 | 156 | 127 | 158 | 164 | 135 | 85 | 1,678 |
| | 2000 | 141 | 161 | 175 | 163 | 173 | 154 | 141 | 130 | 167 | 172 | 162 | 104 | 1,841 |
| | 2001 | 155 | 150 | 171 | 152 | 141 | 139 | 149 | 127 | 148 | 154 | 156 | 112 | 1,754 |
| | 2002 | 109 | 152 | 156 | 150 | 157 | 164 | 151 | 131 | 157 | 166 | 172 | 123 | 1,789 |
| Ireland | 1999 | - | - | - | - | - | - | - | - | - | - | - | - | - |
| | 2000 | - | - | - | - | - | - | - | - | - | - | - | - | - |
| | 2001 | - | - | - | - | - | - | - | - | - | - | - | - | - |
| | 2002 | - | - | - | - | - | - | - | - | - | - | - | - | - |
| Italia | 1999 | 268 | 290 | 352 | 279 | 337 | 363 | 332 | 142 | 360 | 374 | 359 | 302 | 3,757 |
| | 2000 | 248 | 351 | 386 | 346 | 368 | 355 | 351 | 131 | 369 | 367 | 357 | 237 | 3,865 |
| | 2001 | 243 | 333 | 385 | 310 | 343 | 322 | 291 | 113 | 334 | 368 | 338 | 245 | 3,623 |
| | 2002 | 315 | 337 | 363 | 331 | 379 | 350 | 351 | 126 | 388 | 388 | 369 | | |
| Luxembourg | 1999 | 47 | 50 | 54 | 47 | 53 | 52 | 63 | 29 | 68 | 62 | 53 | 37 | 616 |
| | 2000 | 58 | 65 | 97 | 81 | 46 | 62 | 57 | 35 | 56 | 62 | 67 | 58 | 744 |
| | 2001 | 63 | 61 | 61 | 56 | 60 | 55 | 58 | 26 | 63 | 65 | 58 | 42 | 669 |
| | 2002 | 62 | 57 | 68 | 60 | 62 | 62 | 54 | 25 | 71 | 66 | 58 | 41 | 686 |
| Nederland | 1999 | 14 | 15 | 19 | 16 | 14 | 19 | 12 | 10 | 11 | 21 | 14 | 15 | 180 |
| | 2000 | 17 | 18 | 20 | 17 | 21 | 20 | 15 | 13 | 22 | 22 | 21 | 16 | 222 |
| | 2001 | 18 | 18 | 21 | 18 | 19 | 18 | 13 | 11 | 17 | 19 | 13 | 10 | 196 |
| | 2002 | 17 | 15 | 15 | 17 | 19 | 14 | 13 | 5 | 15 | 15 | | | |
| Österreich | 1999 | 32 | 34 | 41 | 44 | 44 | 42 | 43 | 32 | 52 | 43 | 45 | 21 | 473 |
| | 2000 | 17 | 37 | 47 | 50 | 51 | 48 | 47 | 33 | 45 | 50 | 50 | 31 | 505 |
| | 2001 | 38 | 45 | 44 | 43 | 50 | 39 | 43 | 30 | 43 | 43 | 46 | 21 | 485 |
| | 2002 | 43 | 32 | 45 | 42 | 49 | 48 | 47 | 30 | 46 | 39 | | | |
| Portugal | 1999 | 6 | 13 | 4 | 9 | 9 | 6 | 0 | 13 | 14 | 16 | 21 | 15 | 126 |
| | 2000 | 26 | 6 | 16 | 20 | 13 | 20 | 20 | 32 | 15 | 24 | 22 | 14 | 228 |
| | 2001 | - | 13 | 27 | 15 | 15 | 12 | 10 | 7 | 5 | 15 | 16 | 10 | 145 |
| | 2002 | 8 | 6 | 7 | 5 | 8 | 2 | 6 | 6 | 22 | 18 | 12 | 9 | 108 |
| Suomi | 1999 | 25 | 29 | 33 | 33 | 33 | 32 | 11 | 30 | 31 | 33 | 35 | 29 | 354 |
| | 2000 | 34 | 34 | 37 | 35 | 36 | 34 | 7 | 35 | 34 | 36 | 34 | 34 | 392 |
| | 2001 | 37 | 33 | 35 | 36 | 32 | 28 | 11 | 22 | 31 | 33 | 28 | 26 | 353 |
| | 2002 | 30 | 31 | 33 | 31 | 33 | 29 | 17 | 14 | 26 | 33 | | | |
| Sverige | 1999 | 7 | 8 | 11 | 8 | 11 | 11 | 5 | 9 | 10 | 11 | 10 | 8 | 107 |
| | 2000 | 12 | 10 | 12 | 11 | 14 | 9 | 5 | 7 | 13 | 11 | 12 | 10 | 126 |
| | 2001 | 11 | 10 | 10 | 7 | 12 | 8 | 2 | 7 | 7 | 8 | 9 | 5 | 96 |
| | 2002 | 9 | 9 | 8 | 10 | 9 | 7 | 2 | 9 | 10 | 10 | 11 | 8 | 102 |
| United Kingdom | 1999 | 163 | 173 | 179 | 181 | 203 | 152 | 137 | 115 | 175 | 146 | 180 | 103 | 1,909 |
| | 2000 | 163 | 158 | 189 | 171 | 177 | 182 | 145 | 121 | 174 | 179 | 160 | 110 | 1,929 |
| | 2001 | 140 | 157 | 182 | 165 | 147 | 154 | 123 | 128 | 159 | 167 | 175 | 132 | 1,829 |
| | 2002 | 145 | 158 | 183 | 176 | 163 | 154 | 133 | 89 | 127 | 132 | 126 | 96 | 1,683 |

5.2. Flacherzeugnisse - insgesamt
Flat products - total
Total produits plats



(1000 t)

| | | Jan | Feb | Mar | Apr | May | Jun | Jul | Aug | Sep | Oct | Nov | Dec | Total |
|----------------------------|------|-------|-------|-------|-------|-------|-------|-------|-------|-------|-------|-------|-------|--------|
| EU-15 | 1999 | 6,997 | 7,018 | 7,663 | 7,279 | 7,659 | 7,559 | 6,907 | 6,465 | 7,214 | 7,880 | 7,438 | 7,056 | 87,135 |
| | 2000 | 7,660 | 7,634 | 8,029 | 7,745 | 8,200 | 7,746 | 7,229 | 6,773 | 7,528 | 7,819 | 7,505 | 6,401 | 90,269 |
| | 2001 | 7,712 | 7,425 | 7,753 | 7,438 | 7,609 | 7,287 | 6,988 | 6,112 | 6,787 | 7,467 | 7,143 | 5,720 | 85,441 |
| | 2002 | 7,319 | 7,079 | 7,925 | 7,482 | 7,834 | 7,704 | 7,159 | 6,334 | 7,408 | 7,967 | | | |
| EUR-12 | 1999 | 5,919 | 6,002 | 6,573 | 6,198 | 6,548 | 6,467 | 6,228 | 5,565 | 6,138 | 6,751 | 6,310 | 6,229 | 74,929 |
| | 2000 | 6,534 | 6,562 | 6,930 | 6,664 | 7,138 | 6,770 | 6,609 | 5,893 | 6,452 | 6,771 | 6,583 | 5,831 | 78,738 |
| | 2001 | 6,760 | 6,427 | 6,746 | 6,487 | 6,696 | 6,467 | 6,433 | 5,418 | 5,916 | 6,544 | 6,288 | 5,067 | 75,247 |
| | 2002 | 6,426 | 6,195 | 6,969 | 6,580 | 6,857 | 6,787 | 6,547 | 5,595 | 6,559 | 7,012 | | | |
| Belgique Belgie | 1999 | 833 | 926 | 1035 | 1042 | 982 | 998 | 927 | 840 | 974 | 1038 | 978 | 1014 | 11,588 |
| | 2000 | 1003 | 973 | 1108 | 1115 | 1168 | 1147 | 1146 | 917 | 979 | 1053 | 1055 | 809 | 12,473 |
| | 2001 | 1097 | 1001 | 954 | 881 | 932 | 1055 | 957 | 825 | 1025 | 1093 | 991 | 736 | 11,547 |
| | 2002 | 1006 | 937 | 1129 | 1104 | 1163 | 1098 | 932 | 826 | 1130 | 1103 | 1044 | 803 | 12,276 |
| Danmark | 1999 | 44 | 35 | 48 | 37 | 39 | 46 | 16 | 49 | 46 | 47 | 47 | 32 | 486 |
| | 2000 | 40 | 44 | 40 | 26 | 27 | 23 | 5 | 29 | 25 | 27 | 30 | 20 | 335 |
| | 2001 | 33 | 34 | 35 | 33 | 37 | 32 | 9 | 42 | 39 | 44 | 39 | 24 | 403 |
| | 2002 | 41 | 38 | 36 | 38 | 38 | 36 | 12 | - | - | - | - | - | 240 |
| Deutschland | 1999 | 1714 | 1865 | 2049 | 1962 | 1956 | 2044 | 1999 | 2038 | 2035 | 2139 | 1930 | 2043 | 23,775 |
| | 2000 | 2032 | 2126 | 2333 | 2124 | 2326 | 2127 | 2336 | 2258 | 2237 | 2106 | 2095 | 2003 | 26,102 |
| | 2001 | 2135 | 2088 | 2198 | 2070 | 2124 | 1891 | 2050 | 2120 | 1992 | 2045 | 2092 | 1680 | 24,483 |
| | 2002 | 1858 | 1961 | 2253 | 2128 | 2054 | 2185 | 2267 | 2112 | 2090 | 2153 | 2139 | | |
| Ellada | 1999 | 14 | 31 | 26 | - | 20 | 26 | 26 | - | 11 | 31 | 39 | 27 | 251 |
| | 2000 | 40 | 13 | 2 | 14 | 26 | 10 | 9 | - | 17 | 16 | 6 | 3 | 155 |
| | 2001 | - | 17 | - | - | 14 | 1 | 0 | 0 | 16 | - | 26 | - | 73 |
| | 2002 | - | - | - | 9 | - | 10 | 9 | 3 | 8 | 18 | - | - | 58 |
| España | 1999 | 422 | 415 | 432 | 360 | 470 | 457 | 465 | 394 | 433 | 448 | 341 | 385 | 5,022 |
| | 2000 | 420 | 478 | 489 | 399 | 479 | 463 | 347 | 414 | 393 | 423 | 430 | 415 | 5,149 |
| | 2001 | 454 | 471 | 463 | 504 | 481 | 460 | 473 | 440 | 285 | 381 | 426 | 437 | 5,275 |
| | 2002 | 475 | 454 | 523 | 469 | 497 | 416 | 333 | 462 | 495 | 559 | 370 | | |
| France | 1999 | 1097 | 1012 | 1096 | 1021 | 1140 | 1073 | 1094 | 840 | 1064 | 1166 | 1092 | 1085 | 12,781 |
| | 2000 | 1136 | 1078 | 982 | 1103 | 1147 | 1134 | 1115 | 769 | 1073 | 1135 | 1085 | 887 | 12,646 |
| | 2001 | 1100 | 1005 | 1120 | 1119 | 1144 | 1105 | 1088 | 663 | 917 | 1048 | 889 | 639 | 11,839 |
| | 2002 | 1088 | 944 | 1046 | 1044 | 1097 | 1049 | 936 | 768 | 1013 | 1092 | 964 | 839 | 11,880 |
| Ireland | 1999 | - | - | - | - | - | - | - | - | - | - | - | - | - |
| | 2000 | - | - | - | - | - | - | - | - | - | - | - | - | - |
| | 2001 | - | - | - | - | - | - | - | - | - | - | - | - | - |
| | 2002 | - | - | - | - | - | - | - | - | - | - | - | - | - |
| Italia | 1999 | 899 | 830 | 932 | 920 | 961 | 933 | 884 | 563 | 712 | 895 | 954 | 908 | 10,391 |
| | 2000 | 923 | 953 | 998 | 874 | 931 | 941 | 767 | 503 | 770 | 972 | 952 | 912 | 10,496 |
| | 2001 | 929 | 845 | 983 | 833 | 872 | 955 | 742 | 345 | 654 | 895 | 861 | 702 | 9,615 |
| | 2002 | 912 | 904 | 928 | 897 | 919 | 905 | 909 | 492 | 665 | 949 | 985 | | |
| Luxembourg | 1999 | - | - | - | - | - | - | - | - | - | - | - | - | - |
| | 2000 | - | - | - | - | - | - | - | - | - | - | - | - | - |
| | 2001 | - | - | - | - | - | - | - | - | - | - | - | - | - |
| | 2002 | - | - | - | - | - | - | - | - | - | - | - | - | - |
| Nederland | 1999 | 373 | 321 | 398 | 304 | 392 | 344 | 357 | 413 | 349 | 380 | 346 | 377 | 4,354 |
| | 2000 | 371 | 344 | 344 | 401 | 406 | 334 | 450 | 462 | 395 | 414 | 329 | 296 | 4,543 |
| | 2001 | 393 | 385 | 408 | 401 | 472 | 374 | 478 | 450 | 432 | 422 | 416 | 454 | 5,086 |
| | 2002 | 437 | 387 | 429 | 357 | 435 | 471 | 493 | 499 | 498 | 471 | | | |
| Österreich | 1999 | 291 | 343 | 326 | 328 | 351 | 329 | 276 | 225 | 284 | 375 | 352 | 101 | 3,582 |
| | 2000 | 322 | 305 | 383 | 351 | 368 | 344 | 301 | 329 | 312 | 356 | 347 | 213 | 3,931 |
| | 2001 | 375 | 349 | 331 | 387 | 367 | 342 | 342 | 341 | 331 | 390 | 320 | 204 | 4,080 |
| | 2002 | 364 | 335 | 349 | 350 | 390 | 364 | 393 | 202 | 353 | 363 | | | |
| Portugal | 1999 | - | - | - | - | - | - | - | - | - | - | - | - | - |
| | 2000 | - | - | - | - | - | - | - | - | - | - | - | - | - |
| | 2001 | - | - | - | - | - | - | - | - | - | - | - | - | - |
| | 2002 | - | - | - | - | - | - | - | - | - | - | - | - | - |
| Suomi | 1999 | 277 | 258 | 278 | 260 | 276 | 262 | 201 | 253 | 276 | 279 | 278 | 289 | 3,185 |
| | 2000 | 289 | 292 | 291 | 283 | 288 | 269 | 139 | 240 | 278 | 296 | 285 | 294 | 3,243 |
| | 2001 | 276 | 267 | 289 | 290 | 290 | 284 | 302 | 233 | 264 | 269 | 268 | 215 | 3,249 |
| | 2002 | 285 | 273 | 311 | 222 | 301 | 288 | 275 | 232 | 306 | 303 | | | |
| Sverige | 1999 | 317 | 319 | 351 | 301 | 337 | 331 | 113 | 261 | 355 | 360 | 365 | 307 | 3,718 |
| | 2000 | 376 | 338 | 366 | 345 | 385 | 316 | 89 | 309 | 343 | 355 | 338 | 244 | 3,804 |
| | 2001 | 344 | 354 | 363 | 336 | 367 | 328 | 142 | 240 | 378 | 382 | 374 | 317 | 3,925 |
| | 2002 | 373 | 363 | 375 | 370 | 401 | 353 | 185 | 324 | 387 | 400 | 378 | 361 | 4,271 |
| United Kingdom | 1999 | 716 | 662 | 690 | 743 | 736 | 715 | 549 | 590 | 676 | 722 | 715 | 489 | 8,003 |
| | 2000 | 710 | 690 | 693 | 710 | 649 | 637 | 526 | 543 | 708 | 667 | 553 | 306 | 7,392 |
| | 2001 | 576 | 610 | 610 | 582 | 509 | 460 | 404 | 413 | 454 | 498 | 440 | 312 | 5,866 |
| | 2002 | 478 | 483 | 544 | 493 | 539 | 528 | 415 | 414 | 462 | 555 | 526 | 374 | 5,810 |

5.2.1. Warmbreitband Hot rolled wide strip Larges bandes à chaud



(1000 t)

| | | Jan | Feb | Mar | Apr | May | Jun | Jul | Aug | Sep | Oct | Nov | Dec | Total |
|----------------------------|------|-------|-------|-------|-------|-------|-------|-------|-------|-------|-------|-------|-------|--------|
| EU-15 | 1999 | 6,071 | 6,071 | 6,596 | 6,326 | 6,765 | 6,566 | 6,172 | 5,786 | 6,291 | 6,913 | 6,496 | 6,265 | 76,318 |
| | 2000 | 6,727 | 6,656 | 7,056 | 6,907 | 7,146 | 6,849 | 6,384 | 6,077 | 6,503 | 6,820 | 6,465 | 5,525 | 79,116 |
| | 2001 | 6,714 | 6,455 | 6,665 | 6,443 | 6,590 | 6,263 | 6,197 | 5,436 | 5,885 | 6,422 | 6,204 | 4,948 | 74,222 |
| | 2002 | 6,276 | 6,078 | 6,896 | 6,473 | 6,822 | 6,730 | 6,287 | 5,757 | 6,426 | 6,943 | | | |
| EUR-12 | 1999 | 5,196 | 5,240 | 5,715 | 5,431 | 5,858 | 5,669 | 5,607 | 5,034 | 5,394 | 5,996 | 5,555 | 5,576 | 66,273 |
| | 2000 | 5,773 | 5,766 | 6,134 | 5,971 | 6,251 | 6,033 | 5,848 | 5,315 | 5,592 | 5,944 | 5,722 | 5,098 | 69,447 |
| | 2001 | 5,944 | 5,633 | 5,847 | 5,667 | 5,860 | 5,633 | 5,748 | 4,880 | 5,193 | 5,689 | 5,525 | 4,435 | 66,054 |
| | 2002 | 5,573 | 5,385 | 6,134 | 5,771 | 6,037 | 6,002 | 5,793 | 5,134 | 5,739 | 6,150 | | | |
| Belgique Belgie | 1999 | 785 | 873 | 989 | 980 | 941 | 943 | 880 | 814 | 912 | 982 | 918 | 963 | 10,981 |
| | 2000 | 944 | 915 | 1047 | 1052 | 1100 | 1087 | 1092 | 886 | 919 | 998 | 989 | 756 | 11,785 |
| | 2001 | 1037 | 940 | 893 | 823 | 870 | 1000 | 904 | 813 | 966 | 1028 | 936 | 698 | 10,907 |
| | 2002 | 944 | 877 | 1068 | 1045 | 1110 | 1034 | 868 | 793 | 1067 | 1035 | 983 | 751 | 11,574 |
| Danmark | 1999 | - | - | - | - | - | - | - | - | - | - | - | - | - |
| | 2000 | - | - | - | - | - | - | - | - | - | - | - | - | - |
| | 2001 | - | - | - | - | - | - | - | - | - | - | - | - | - |
| | 2002 | - | - | - | - | - | - | - | - | - | - | - | - | - |
| Deutschland | 1999 | 1411 | 1552 | 1699 | 1634 | 1698 | 1717 | 1763 | 1774 | 1740 | 1851 | 1638 | 1786 | 20,264 |
| | 2000 | 1709 | 1788 | 1985 | 1817 | 1940 | 1866 | 2000 | 1961 | 1878 | 1764 | 1728 | 1710 | 22,146 |
| | 2001 | 1802 | 1744 | 1805 | 1733 | 1765 | 1528 | 1743 | 1847 | 1722 | 1683 | 1750 | 1408 | 20,532 |
| | 2002 | 1528 | 1632 | 1898 | 1793 | 1749 | 1862 | 1930 | 1909 | 1761 | 1816 | 1836 | | |
| Ellada | 1999 | 13 | 30 | 26 | - | 19 | 26 | 26 | - | 11 | 31 | 38 | 27 | 248 |
| | 2000 | 39 | 13 | 2 | 13 | 26 | 10 | 8 | - | 17 | 16 | 6 | 3 | 153 |
| | 2001 | - | 17 | - | - | 13 | 1 | - | - | 15 | - | 25 | - | 72 |
| | 2002 | - | - | - | 9 | - | 10 | 9 | 3 | 8 | 18 | - | - | 57 |
| España | 1999 | 358 | 345 | 346 | 282 | 383 | 377 | 399 | 384 | 355 | 361 | 254 | 305 | 4,149 |
| | 2000 | 343 | 394 | 399 | 322 | 395 | 385 | 266 | 405 | 318 | 340 | 340 | 340 | 4,248 |
| | 2001 | 368 | 394 | 376 | 421 | 410 | 384 | 413 | 406 | 216 | 303 | 365 | 393 | 4,450 |
| | 2002 | 406 | 362 | 445 | 391 | 421 | 343 | 281 | 420 | 416 | 473 | 308 | | |
| France | 1999 | 1032 | 947 | 1002 | 955 | 1080 | 1009 | 1063 | 795 | 1006 | 1104 | 1035 | 1033 | 12,063 |
| | 2000 | 1081 | 1022 | 910 | 1056 | 1077 | 1067 | 1077 | 718 | 991 | 1054 | 1007 | 821 | 11,883 |
| | 2001 | 1024 | 927 | 1036 | 1041 | 1063 | 1026 | 1046 | 596 | 834 | 978 | 814 | 577 | 10,963 |
| | 2002 | 1032 | 882 | 980 | 983 | 1036 | 979 | 902 | 723 | 948 | 1011 | 900 | 791 | 11,168 |
| Ireland | 1999 | - | - | - | - | - | - | - | - | - | - | - | - | - |
| | 2000 | - | - | - | - | - | - | - | - | - | - | - | - | - |
| | 2001 | - | - | - | - | - | - | - | - | - | - | - | - | - |
| | 2002 | - | - | - | - | - | - | - | - | - | - | - | - | - |
| Italia | 1999 | 736 | 656 | 742 | 764 | 793 | 738 | 705 | 443 | 540 | 711 | 773 | 769 | 8,370 |
| | 2000 | 755 | 775 | 855 | 752 | 745 | 762 | 605 | 394 | 572 | 806 | 787 | 756 | 8,564 |
| | 2001 | 761 | 698 | 800 | 664 | 707 | 784 | 616 | 283 | 505 | 713 | 692 | 571 | 7,794 |
| | 2002 | 672 | 729 | 750 | 691 | 690 | 738 | 721 | 415 | 470 | 755 | 812 | | |
| Luxembourg | 1999 | - | - | - | - | - | - | - | - | - | - | - | - | - |
| | 2000 | - | - | - | - | - | - | - | - | - | - | - | - | - |
| | 2001 | - | - | - | - | - | - | - | - | - | - | - | - | - |
| | 2002 | - | - | - | - | - | - | - | - | - | - | - | - | - |
| Nederland | 1999 | 371 | 320 | 397 | 303 | 390 | 342 | 356 | 412 | 348 | 378 | 345 | 375 | 4,337 |
| | 2000 | 369 | 342 | 342 | 399 | 404 | 332 | 448 | 461 | 394 | 413 | 328 | 295 | 4,526 |
| | 2001 | 392 | 383 | 406 | 400 | 470 | 373 | 476 | 448 | 430 | 416 | 408 | 451 | 5,054 |
| | 2002 | 435 | 384 | 424 | 353 | 430 | 467 | 491 | 493 | 492 | 466 | | | |
| Österreich | 1999 | 258 | 306 | 293 | 300 | 328 | 301 | 260 | 196 | 258 | 348 | 324 | 79 | 3,251 |
| | 2000 | 295 | 276 | 353 | 324 | 331 | 307 | 263 | 302 | 276 | 314 | 307 | 179 | 3,526 |
| | 2001 | 337 | 311 | 294 | 344 | 325 | 306 | 301 | 301 | 291 | 347 | 301 | 165 | 3,624 |
| | 2002 | 320 | 295 | 307 | 336 | 355 | 331 | 359 | 166 | 321 | 329 | | | |
| Portugal | 1999 | - | - | - | - | - | - | - | - | - | - | - | - | - |
| | 2000 | - | - | - | - | - | - | - | - | - | - | - | - | - |
| | 2001 | - | - | - | - | - | - | - | - | - | - | - | - | - |
| | 2002 | - | - | - | - | - | - | - | - | - | - | - | - | - |
| Suomi | 1999 | 231 | 210 | 221 | 214 | 225 | 216 | 155 | 217 | 225 | 229 | 229 | 240 | 2,610 |
| | 2000 | 237 | 241 | 242 | 235 | 232 | 217 | 90 | 188 | 226 | 239 | 229 | 238 | 2,616 |
| | 2001 | 224 | 219 | 236 | 240 | 236 | 231 | 249 | 186 | 214 | 220 | 233 | 172 | 2,658 |
| | 2002 | 236 | 225 | 263 | 169 | 245 | 237 | 233 | 212 | 256 | 248 | | | |
| Sverige | 1999 | 264 | 266 | 290 | 251 | 278 | 271 | 93 | 224 | 302 | 298 | 307 | 256 | 3,100 |
| | 2000 | 312 | 275 | 302 | 295 | 319 | 254 | 74 | 265 | 288 | 293 | 274 | 187 | 3,138 |
| | 2001 | 276 | 296 | 297 | 274 | 303 | 259 | 119 | 225 | 318 | 311 | 310 | 259 | 3,247 |
| | 2002 | 305 | 299 | 306 | 305 | 329 | 293 | 155 | 287 | 315 | 328 | 310 | 296 | 3,528 |
| United Kingdom | 1999 | 610 | 564 | 591 | 644 | 630 | 626 | 472 | 528 | 594 | 618 | 634 | 433 | 6,945 |
| | 2000 | 642 | 614 | 620 | 641 | 576 | 562 | 462 | 497 | 623 | 582 | 470 | 241 | 6,531 |
| | 2001 | 494 | 526 | 522 | 501 | 428 | 371 | 330 | 331 | 374 | 422 | 369 | 254 | 4,922 |
| | 2002 | 399 | 395 | 455 | 397 | 457 | 434 | 338 | 337 | 372 | 465 | 440 | 304 | 4,792 |

5.2.2. Warmgewalzter Bandstahl
Hot rolled narrow strip
Feuillards à chaud



(1000 t)

| | | Jan | Feb | Mar | Apr | May | Jun | Jul | Aug | Sep | Oct | Nov | Dec | Total |
|----------------------------|------|-----|-----|-----|-----|-----|-----|-----|-----|-----|-----|-----|-----|-------|
| EU-15 | 1999 | 90 | 94 | 105 | 95 | 101 | 106 | 75 | 84 | 106 | 108 | 112 | 88 | 1,165 |
| | 2000 | 111 | 114 | 111 | 92 | 120 | 102 | 106 | 66 | 122 | 122 | 121 | 90 | 1,279 |
| | 2001 | 122 | 123 | 127 | 109 | 114 | 106 | 101 | 55 | 86 | 91 | 97 | 52 | 1,183 |
| | 2002 | 83 | 96 | 100 | 113 | 104 | 115 | 106 | 58 | 131 | 129 | | | |
| EUR-12 | 1999 | 73 | 82 | 94 | 78 | 84 | 92 | 64 | 70 | 93 | 83 | 95 | 75 | 981 |
| | 2000 | 98 | 97 | 98 | 78 | 105 | 85 | 90 | 56 | 103 | 106 | 106 | 73 | 1,094 |
| | 2001 | 107 | 106 | 112 | 95 | 101 | 91 | 87 | 48 | 72 | 77 | 84 | 43 | 1,022 |
| | 2002 | 72 | 83 | 86 | 99 | 92 | 104 | 95 | 50 | 115 | 111 | | | |
| Belgique België | 1999 | - | - | - | - | - | - | - | - | - | - | - | - | - |
| | 2000 | - | - | - | - | - | - | - | - | - | - | - | - | - |
| | 2001 | - | - | - | - | - | - | - | - | - | - | - | - | - |
| | 2002 | - | - | - | - | - | - | - | - | - | - | - | - | - |
| Danmark | 1999 | - | - | - | - | - | - | - | - | - | - | - | - | - |
| | 2000 | - | - | - | - | - | - | - | - | - | - | - | - | - |
| | 2001 | - | - | - | - | - | - | - | - | - | - | - | - | - |
| | 2002 | - | - | - | - | - | - | - | - | - | - | - | - | - |
| Deutschland | 1999 | 58 | 62 | 65 | 53 | 52 | 57 | 33 | 67 | 65 | 51 | 61 | 47 | 673 |
| | 2000 | 69 | 65 | 67 | 49 | 70 | 54 | 58 | 56 | 74 | 75 | 74 | 50 | 761 |
| | 2001 | 75 | 75 | 76 | 61 | 68 | 58 | 60 | 48 | 60 | 54 | 61 | 33 | 730 |
| | 2002 | 53 | 62 | 65 | 69 | 53 | 68 | 57 | 45 | 77 | 71 | 67 | | |
| Ellada | 1999 | - | - | - | - | - | - | - | - | - | - | - | - | - |
| | 2000 | - | - | - | - | - | - | - | - | - | - | - | - | - |
| | 2001 | - | - | - | - | - | - | - | - | - | - | - | - | - |
| | 2002 | - | - | - | - | - | - | - | - | - | - | - | - | - |
| España | 1999 | 13 | 16 | 26 | 21 | 28 | 30 | 25 | 2 | 25 | 28 | 30 | 25 | 267 |
| | 2000 | 26 | 28 | 27 | 26 | 30 | 27 | 28 | - | 25 | 28 | 29 | 21 | 295 |
| | 2001 | 29 | 28 | 31 | 32 | 29 | 29 | 27 | - | 12 | 23 | 23 | 10 | 273 |
| | 2002 | 19 | 21 | 21 | 22 | 29 | 27 | 29 | 3 | 30 | 32 | 28 | | |
| France | 1999 | - | - | - | - | - | - | - | - | - | - | - | - | - |
| | 2000 | - | - | - | - | - | - | - | - | - | - | - | - | - |
| | 2001 | - | - | - | - | - | - | - | - | - | - | - | - | - |
| | 2002 | - | - | - | - | - | - | - | - | - | - | - | - | - |
| Ireland | 1999 | - | - | - | - | - | - | - | - | - | - | - | - | - |
| | 2000 | - | - | - | - | - | - | - | - | - | - | - | - | - |
| | 2001 | - | - | - | - | - | - | - | - | - | - | - | - | - |
| | 2002 | - | - | - | - | - | - | - | - | - | - | - | - | - |
| Italia | 1999 | 2 | 3 | 4 | 4 | 5 | 5 | 6 | 1 | 3 | 4 | 4 | 3 | 42 |
| | 2000 | 2 | 4 | 4 | 2 | 4 | 4 | 4 | 0 | 4 | 4 | 3 | 2 | 38 |
| | 2001 | 3 | 3 | 4 | 2 | 4 | 4 | - | - | - | - | - | - | 19 |
| | 2002 | - | - | - | 8 | 10 | 8 | 9 | 2 | 8 | 8 | 10 | | |
| Luxembourg | 1999 | - | - | - | - | - | - | - | - | - | - | - | - | - |
| | 2000 | - | - | - | - | - | - | - | - | - | - | - | - | - |
| | 2001 | - | - | - | - | - | - | - | - | - | - | - | - | - |
| | 2002 | - | - | - | - | - | - | - | - | - | - | - | - | - |
| Nederland | 1999 | - | - | - | - | - | - | - | - | - | - | - | - | - |
| | 2000 | - | - | - | - | - | - | - | - | - | - | - | - | - |
| | 2001 | - | - | - | - | - | - | - | - | - | - | - | - | - |
| | 2002 | - | - | - | - | - | - | - | - | - | - | - | - | - |
| Österreich | 1999 | - | - | - | - | - | - | - | - | - | - | - | - | - |
| | 2000 | - | - | - | - | - | - | - | - | - | - | - | - | - |
| | 2001 | - | - | - | - | - | - | - | - | - | - | - | - | - |
| | 2002 | - | - | - | - | - | - | - | - | - | - | - | - | - |
| Portugal | 1999 | - | - | - | - | - | - | - | - | - | - | - | - | - |
| | 2000 | - | - | - | - | - | - | - | - | - | - | - | - | - |
| | 2001 | - | - | - | - | - | - | - | - | - | - | - | - | - |
| | 2002 | - | - | - | - | - | - | - | - | - | - | - | - | - |
| Suomi | 1999 | - | - | - | - | - | - | - | - | - | - | - | - | - |
| | 2000 | - | - | - | - | - | - | - | - | - | - | - | - | - |
| | 2001 | - | - | - | - | - | - | - | - | - | - | - | - | - |
| | 2002 | - | - | - | - | - | - | - | - | - | - | - | - | - |
| Sverige | 1999 | 2 | 2 | 3 | 2 | 2 | 3 | 0 | 4 | 3 | 1 | 3 | 3 | 29 |
| | 2000 | 1 | 3 | 2 | 2 | 3 | 2 | 2 | 3 | 3 | 3 | 3 | 2 | 29 |
| | 2001 | 2 | 3 | 2 | 3 | 3 | 3 | 1 | 1 | 3 | 3 | 3 | 2 | 28 |
| | 2002 | 2 | 3 | 2 | 2 | 3 | 2 | 1 | 1 | 3 | 4 | 3 | 3 | 29 |
| United Kingdom | 1999 | 15 | 11 | 8 | 15 | 15 | 11 | 11 | 10 | 11 | 23 | 14 | 10 | 154 |
| | 2000 | 12 | 14 | 11 | 12 | 13 | 15 | 15 | 7 | 16 | 13 | 12 | 15 | 155 |
| | 2001 | 13 | 14 | 13 | 11 | 10 | 12 | 13 | 6 | 11 | 11 | 10 | 7 | 132 |
| | 2002 | 9 | 11 | 11 | 12 | 10 | 9 | 10 | 7 | 13 | 14 | 11 | 10 | 126 |

5.2.3. Warmgewalzte Bleche Hot rolled plates and sheets Tôles laminées à chaud



(1000 t)

| | | Jan | Feb | Mar | Apr | May | Jun | Jul | Aug | Sep | Oct | Nov | Dec | Total |
|----------------------------|------|-----|-----|-----|-----|-----|-----|-----|-----|-----|-----|-----|-----|-------|
| EU-15 | 1999 | 804 | 794 | 909 | 828 | 765 | 823 | 623 | 569 | 789 | 813 | 783 | 686 | 9,185 |
| | 2000 | 774 | 815 | 828 | 715 | 891 | 751 | 713 | 611 | 836 | 853 | 891 | 737 | 9,415 |
| | 2001 | 830 | 819 | 918 | 832 | 860 | 869 | 661 | 602 | 795 | 905 | 819 | 701 | 9,611 |
| | 2002 | 930 | 862 | 896 | 846 | 837 | 821 | 739 | 504 | 830 | 846 | | | |
| EUR-12 | 1999 | 625 | 637 | 721 | 673 | 590 | 653 | 528 | 447 | 633 | 636 | 625 | 568 | 7,337 |
| | 2000 | 627 | 663 | 677 | 593 | 749 | 618 | 650 | 511 | 700 | 708 | 738 | 620 | 7,854 |
| | 2001 | 673 | 669 | 754 | 679 | 699 | 702 | 575 | 479 | 638 | 738 | 665 | 574 | 7,843 |
| | 2002 | 766 | 703 | 728 | 678 | 677 | 661 | 635 | 405 | 694 | 712 | | | |
| Belgique België | 1999 | 48 | 52 | 46 | 62 | 41 | 55 | 47 | 26 | 62 | 56 | 60 | 51 | 607 |
| | 2000 | 59 | 57 | 61 | 63 | 68 | 61 | 54 | 31 | 60 | 55 | 66 | 53 | 688 |
| | 2001 | 60 | 61 | 61 | 58 | 62 | 55 | 53 | 12 | 60 | 65 | 55 | 38 | 640 |
| Danmark | 2002 | 61 | 61 | 61 | 59 | 53 | 64 | 64 | 33 | 63 | 68 | 62 | 52 | 701 |
| | 1999 | 44 | 35 | 48 | 37 | 39 | 46 | 16 | 49 | 46 | 47 | 47 | 32 | 486 |
| | 2000 | 40 | 44 | 40 | 26 | 27 | 23 | 5 | 29 | 25 | 27 | 30 | 20 | 335 |
| | 2001 | 33 | 34 | 35 | 33 | 37 | 32 | 9 | 42 | 39 | 44 | 39 | 24 | 403 |
| Deutschland | 2002 | 41 | 38 | 36 | 38 | 38 | 36 | 12 | - | - | - | - | - | 240 |
| | 1999 | 234 | 242 | 273 | 266 | 197 | 257 | 196 | 191 | 220 | 228 | 220 | 203 | 2,726 |
| | 2000 | 241 | 262 | 269 | 248 | 303 | 196 | 271 | 230 | 274 | 257 | 280 | 235 | 3,067 |
| | 2001 | 247 | 258 | 303 | 266 | 279 | 293 | 241 | 219 | 201 | 300 | 276 | 234 | 3,117 |
| Ellada | 2002 | 266 | 258 | 280 | 257 | 244 | 243 | 271 | 152 | 243 | 255 | 226 | | |
| | 1999 | 0 | 0 | 0 | - | 0 | 0 | 0 | - | 0 | 0 | 0 | 0 | 3 |
| | 2000 | 0 | 0 | 0 | 0 | 0 | 0 | 0 | - | 0 | 0 | 0 | 0 | 2 |
| | 2001 | - | 0 | - | - | 0 | 0 | 0 | 0 | 0 | 0 | 0 | - | 1 |
| España | 2002 | - | - | - | 0 | - | 0 | 0 | 0 | 0 | 0 | - | - | 1 |
| | 1999 | 51 | 54 | 61 | 58 | 60 | 50 | 41 | 8 | 53 | 59 | 57 | 55 | 606 |
| | 2000 | 50 | 56 | 63 | 51 | 54 | 52 | 53 | 9 | 49 | 55 | 61 | 54 | 606 |
| | 2001 | 57 | 49 | 56 | 51 | 42 | 46 | 33 | 34 | 57 | 54 | 38 | 35 | 552 |
| France | 2002 | 50 | 71 | 58 | 56 | 47 | 45 | 23 | 39 | 49 | 54 | 35 | | |
| | 1999 | 65 | 65 | 94 | 66 | 60 | 64 | 31 | 45 | 59 | 62 | 57 | 52 | 718 |
| | 2000 | 54 | 56 | 72 | 47 | 70 | 67 | 38 | 51 | 82 | 82 | 79 | 66 | 763 |
| | 2001 | 76 | 78 | 84 | 78 | 81 | 80 | 42 | 67 | 83 | 70 | 74 | 62 | 877 |
| Ireland | 2002 | 57 | 61 | 66 | 61 | 61 | 70 | 34 | 45 | 66 | 81 | 63 | 47 | 712 |
| | 1999 | - | - | - | - | - | - | - | - | - | - | - | - | - |
| | 2000 | - | - | - | - | - | - | - | - | - | - | - | - | - |
| | 2001 | - | - | - | - | - | - | - | - | - | - | - | - | - |
| Italia | 2002 | - | - | - | - | - | - | - | - | - | - | - | - | - |
| | 1999 | 147 | 136 | 155 | 145 | 156 | 151 | 151 | 111 | 160 | 154 | 152 | 134 | 1,754 |
| | 2000 | 142 | 150 | 130 | 108 | 160 | 152 | 146 | 109 | 146 | 158 | 157 | 121 | 1,678 |
| | 2001 | 139 | 135 | 159 | 132 | 136 | 137 | 108 | 57 | 146 | 150 | 158 | 121 | 1,579 |
| Luxembourg | 2002 | 235 | 160 | 167 | 174 | 176 | 150 | 164 | 75 | 185 | 158 | 139 | | |
| | 1999 | - | - | - | - | - | - | - | - | - | - | - | - | - |
| | 2000 | - | - | - | - | - | - | - | - | - | - | - | - | - |
| | 2001 | - | - | - | - | - | - | - | - | - | - | - | - | - |
| Nederland | 2002 | - | - | - | - | - | - | - | - | - | - | - | - | - |
| | 1999 | 2 | 1 | 2 | 1 | 2 | 1 | 1 | 1 | 1 | 2 | 1 | 2 | 17 |
| | 2000 | 2 | 2 | 2 | 2 | 1 | 2 | 2 | 1 | 1 | 1 | 1 | 1 | 18 |
| | 2001 | 1 | 2 | 2 | 1 | 2 | 1 | 3 | 2 | 2 | 6 | 7 | 3 | 32 |
| Österreich | 2002 | 2 | 3 | 6 | 4 | 5 | 4 | 3 | 6 | 7 | 5 | | | |
| | 1999 | 33 | 37 | 34 | 28 | 23 | 28 | 15 | 29 | 26 | 27 | 28 | 22 | 331 |
| | 2000 | 27 | 29 | 30 | 27 | 36 | 37 | 39 | 27 | 36 | 42 | 40 | 35 | 405 |
| | 2001 | 38 | 38 | 37 | 42 | 41 | 36 | 41 | 41 | 40 | 43 | 19 | 38 | 455 |
| Portugal | 2002 | 45 | 41 | 42 | 13 | 34 | 33 | 33 | 36 | 32 | 35 | | | |
| | 1999 | - | - | - | - | - | - | - | - | - | - | - | - | - |
| | 2000 | - | - | - | - | - | - | - | - | - | - | - | - | - |
| | 2001 | - | - | - | - | - | - | - | - | - | - | - | - | - |
| Suomi | 2002 | - | - | - | - | - | - | - | - | - | - | - | - | - |
| | 1999 | 46 | 49 | 57 | 47 | 51 | 46 | 46 | 36 | 51 | 49 | 49 | 49 | 576 |
| | 2000 | 51 | 50 | 49 | 48 | 56 | 52 | 49 | 52 | 52 | 57 | 56 | 56 | 628 |
| | 2001 | 53 | 48 | 53 | 50 | 54 | 54 | 54 | 47 | 51 | 49 | 36 | 44 | 591 |
| Sverige | 2002 | 49 | 48 | 48 | 54 | 57 | 52 | 42 | 19 | 50 | 55 | | | |
| | 1999 | 51 | 43 | 55 | 42 | 51 | 53 | 18 | 30 | 45 | 55 | 49 | 43 | 536 |
| | 2000 | 58 | 54 | 55 | 44 | 58 | 55 | 12 | 36 | 47 | 52 | 57 | 51 | 580 |
| | 2001 | 61 | 50 | 59 | 54 | 57 | 61 | 20 | 10 | 53 | 61 | 57 | 55 | 597 |
| United Kingdom | 2002 | 62 | 57 | 63 | 57 | 64 | 54 | 28 | 32 | 63 | 62 | 59 | 58 | 658 |
| | 1999 | 83 | 80 | 85 | 76 | 84 | 70 | 60 | 43 | 66 | 75 | 61 | 43 | 826 |
| | 2000 | 49 | 54 | 56 | 52 | 57 | 54 | 45 | 35 | 65 | 66 | 66 | 46 | 645 |
| | 2001 | 64 | 66 | 70 | 65 | 67 | 74 | 57 | 72 | 65 | 62 | 58 | 48 | 768 |
| 2002 | 61 | 65 | 69 | 72 | 58 | 70 | 64 | 68 | 73 | 72 | 70 | 56 | 798 | |

6. Kaltgewalzte Bleche
Cold rolled plates and sheets
Tôles laminées à froid



(1000 t)

| | | Jan | Feb | Mar | Apr | May | Jun | Jul | Aug | Sep | Oct | Nov | Dec | Total |
|----------------------------|------|-------|-------|-------|-------|-------|-------|-------|-------|-------|-------|-------|-------|--------|
| EU-15 | 1999 | 3,384 | 3,380 | 3,702 | 3,543 | 3,707 | 3,689 | 3,463 | 3,102 | 3,616 | 3,847 | 3,749 | 3,327 | 42,507 |
| | 2000 | 3,815 | 3,780 | 4,200 | 3,943 | 4,140 | 3,967 | 3,928 | 3,428 | 3,862 | 4,076 | 3,849 | 3,225 | 46,214 |
| | 2001 | 3,893 | 3,624 | 3,947 | 3,690 | 3,726 | 3,591 | 3,592 | 3,045 | 3,504 | 3,826 | 3,454 | 2,749 | 42,641 |
| | 2002 | 3,637 | 3,435 | 3,782 | 3,664 | 3,883 | 3,596 | 3,637 | 3,090 | 3,714 | 3,928 | | | |
| EUR-12 | 1999 | 2,923 | 2,967 | 3,249 | 3,105 | 3,247 | 3,259 | 3,146 | 2,716 | 3,242 | 3,399 | 3,290 | 2,991 | 37,534 |
| | 2000 | 3,354 | 3,370 | 3,738 | 3,490 | 3,692 | 3,567 | 3,564 | 3,064 | 3,412 | 3,636 | 3,468 | 3,005 | 41,361 |
| | 2001 | 3,520 | 3,241 | 3,555 | 3,324 | 3,353 | 3,289 | 3,315 | 2,792 | 3,175 | 3,495 | 3,120 | 2,508 | 38,686 |
| | 2002 | 3,305 | 3,109 | 3,420 | 3,301 | 3,510 | 3,261 | 3,397 | 2,785 | 3,395 | 3,566 | | | |
| Belgique België | 1999 | 322 | 373 | 422 | 432 | 419 | 401 | 359 | 436 | 440 | 430 | 433 | 432 | 4,900 |
| | 2000 | 451 | 446 | 463 | 460 | 491 | 470 | 486 | 451 | 431 | 471 | 433 | 356 | 5,410 |
| | 2001 | 502 | 411 | 420 | 367 | 333 | 460 | 364 | 418 | 439 | 479 | 492 | 338 | 5,022 |
| | 2002 | 563 | 405 | 489 | 467 | 485 | 226 | 448 | 424 | 485 | 477 | 435 | 397 | 5,302 |
| Danmark | 1999 | - | - | - | - | - | - | - | - | - | - | - | - | - |
| | 2000 | - | - | - | - | - | - | - | - | - | - | - | - | - |
| | 2001 | - | - | - | - | - | - | - | - | - | - | - | - | - |
| | 2002 | - | - | - | - | - | - | - | - | - | - | - | - | - |
| Deutschland | 1999 | 874 | 895 | 981 | 927 | 968 | 1001 | 977 | 978 | 1009 | 1044 | 983 | 921 | 11,557 |
| | 2000 | 1006 | 1016 | 1138 | 1011 | 1089 | 1072 | 1126 | 1130 | 1084 | 1111 | 1043 | 947 | 12,773 |
| | 2001 | 1085 | 981 | 1053 | 1018 | 985 | 880 | 1050 | 1058 | 1032 | 1118 | 1041 | 848 | 12,149 |
| | 2002 | 965 | 964 | 1047 | 1056 | 1068 | 1068 | 1045 | 1051 | 1060 | 1108 | 1106 | | |
| Ellada | 1999 | 27 | 30 | 37 | 36 | 33 | 35 | 35 | 29 | 34 | 34 | 35 | 37 | 401 |
| | 2000 | 39 | 39 | 39 | 26 | 39 | 35 | 4 | 1 | 3 | 4 | 4 | 3 | 236 |
| | 2001 | 33 | 33 | 44 | 37 | 39 | 39 | 34 | 25 | - | 4 | 1 | 1 | 290 |
| | 2002 | - | - | 3 | 0 | - | - | - | - | - | - | - | - | 3 |
| España | 1999 | 302 | 273 | 241 | 267 | 302 | 303 | 273 | 231 | 229 | 311 | 299 | 251 | 3,282 |
| | 2000 | 320 | 307 | 379 | 331 | 336 | 299 | 272 | 244 | 274 | 345 | 338 | 332 | 3,778 |
| | 2001 | 355 | 333 | 342 | 350 | 353 | 347 | 328 | 286 | 316 | 256 | 167 | 256 | 3,690 |
| | 2002 | 313 | 303 | 339 | 300 | 322 | 323 | 293 | 250 | 332 | 351 | 289 | | |
| France | 1999 | 624 | 620 | 677 | 625 | 642 | 688 | 661 | 383 | 690 | 667 | 692 | 571 | 7,542 |
| | 2000 | 673 | 703 | 751 | 733 | 748 | 732 | 733 | 448 | 703 | 764 | 744 | 529 | 8,260 |
| | 2001 | 671 | 634 | 716 | 638 | 684 | 624 | 627 | 407 | 605 | 663 | 599 | 356 | 7,226 |
| | 2002 | 632 | 605 | 654 | 669 | 686 | 660 | 693 | 384 | 603 | 679 | 641 | 485 | 7,392 |
| Ireland | 1999 | - | - | - | - | - | - | - | - | - | - | - | - | - |
| | 2000 | - | - | - | - | - | - | - | - | - | - | - | - | - |
| | 2001 | - | - | - | - | - | - | - | - | - | - | - | - | - |
| | 2002 | - | - | - | - | - | - | - | - | - | - | - | - | - |
| Italia | 1999 | 303 | 334 | 393 | 361 | 386 | 379 | 401 | 201 | 381 | 392 | 354 | 295 | 4,181 |
| | 2000 | 347 | 366 | 430 | 414 | 436 | 421 | 436 | 283 | 389 | 399 | 379 | 375 | 4,676 |
| | 2001 | 349 | 374 | 421 | 404 | 396 | 409 | 392 | 126 | 273 | 425 | 307 | 254 | 4,132 |
| | 2002 | 311 | 334 | 333 | 274 | 384 | 441 | 364 | 181 | 347 | 397 | 396 | | |
| Luxembourg | 1999 | 20 | 20 | 26 | 24 | 21 | 25 | 25 | 22 | 27 | 28 | 24 | 26 | 287 |
| | 2000 | 30 | 28 | 30 | 28 | 32 | 30 | 30 | 13 | 29 | 27 | 27 | 23 | 326 |
| | 2001 | 25 | 22 | 27 | 24 | 20 | 23 | 21 | 9 | 25 | 29 | 18 | 13 | 257 |
| | 2002 | 22 | 1 | 15 | 20 | 19 | 21 | 21 | 12 | 20 | 19 | 16 | 13 | 199 |
| Nederland | 1999 | 184 | 176 | 189 | 160 | 182 | 167 | 156 | 179 | 160 | 185 | 188 | 190 | 2,115 |
| | 2000 | 186 | 187 | 213 | 195 | 216 | 205 | 215 | 220 | 206 | 202 | 208 | 148 | 2,402 |
| | 2001 | 210 | 182 | 222 | 170 | 223 | 204 | 209 | 211 | 190 | 210 | 191 | 188 | 2,410 |
| | 2002 | 200 | 206 | 218 | 226 | 220 | 206 | 232 | 232 | 229 | 212 | | | |
| Österreich | 1999 | 132 | 122 | 145 | 131 | 151 | 133 | 145 | 120 | 140 | 152 | 150 | 121 | 1,640 |
| | 2000 | 147 | 141 | 144 | 143 | 155 | 154 | 142 | 131 | 145 | 166 | 140 | 134 | 1,744 |
| | 2001 | 129 | 131 | 153 | 150 | 155 | 148 | 140 | 140 | 145 | 147 | 155 | 125 | 1,717 |
| | 2002 | 156 | 145 | 163 | 159 | 161 | 161 | 161 | 111 | 157 | 168 | | | |
| Portugal | 1999 | 15 | 17 | 20 | 18 | 21 | 15 | 21 | 23 | 21 | 24 | 10 | 21 | 227 |
| | 2000 | 20 | 19 | 19 | 22 | 23 | 23 | 19 | 20 | 24 | 20 | 22 | 18 | 249 |
| | 2001 | 23 | 14 | 21 | 20 | 22 | 21 | 16 | 18 | 20 | 22 | 21 | 19 | 236 |
| | 2002 | 19 | 18 | 23 | 17 | 22 | 21 | 15 | 10 | 17 | 19 | 22 | 18 | 220 |
| Suomi | 1999 | 120 | 106 | 120 | 123 | 123 | 111 | 93 | 113 | 111 | 132 | 121 | 128 | 1,402 |
| | 2000 | 133 | 119 | 132 | 126 | 126 | 126 | 102 | 123 | 125 | 127 | 130 | 140 | 1,508 |
| | 2001 | 137 | 126 | 136 | 145 | 145 | 134 | 132 | 94 | 130 | 144 | 126 | 110 | 1,558 |
| | 2002 | 125 | 129 | 135 | 113 | 144 | 134 | 125 | 130 | 143 | 135 | | | |
| Sverige | 1999 | 113 | 103 | 110 | 101 | 104 | 107 | 34 | 81 | 107 | 121 | 116 | 102 | 1,199 |
| | 2000 | 118 | 114 | 116 | 104 | 116 | 98 | 35 | 88 | 109 | 114 | 116 | 96 | 1,223 |
| | 2001 | 112 | 102 | 105 | 99 | 112 | 95 | 40 | 75 | 108 | 118 | 117 | 94 | 1,178 |
| | 2002 | 114 | 102 | 110 | 119 | 109 | 105 | 38 | 97 | 108 | 114 | 111 | 101 | 1,229 |
| United Kingdom | 1999 | 348 | 310 | 343 | 338 | 355 | 322 | 283 | 305 | 266 | 327 | 343 | 234 | 3,774 |
| | 2000 | 343 | 296 | 345 | 349 | 331 | 301 | 330 | 277 | 342 | 325 | 265 | 125 | 3,630 |
| | 2001 | 261 | 281 | 288 | 267 | 260 | 206 | 238 | 178 | 221 | 213 | 218 | 146 | 2,777 |
| | 2002 | 218 | 224 | 253 | 244 | 264 | 230 | 202 | 209 | 211 | 248 | 226 | 173 | 2,701 |

7. Auftragseingänge für unlegierte Stähle New orders for non-alloy steels Commandes nouvelles d' aciers non alliés



(1000 t)

| | | Jan | Feb | Mar | Apr | May | Jun | Jul | Aug | Sep | Oct | Nov | Dec | Total |
|----------------------------|------|--------|--------|--------|--------|--------|--------|--------|-------|--------|--------|--------|--------|---------|
| Inlandsmarkt | 1999 | 5,565 | 5,616 | 6,455 | 5,681 | 5,722 | 6,140 | 5,974 | 4,264 | 5,835 | 5,817 | 5,969 | 5,624 | 68,662 |
| Home market | 2000 | 6,234 | 6,751 | 6,652 | 5,370 | 6,410 | 5,885 | 5,720 | 4,296 | 5,913 | 6,017 | 6,222 | 4,936 | 70,406 |
| Marché intérieur | 2001 | 6,021 | 6,325 | 6,510 | 5,618 | 6,070 | 6,131 | 5,863 | 4,187 | 5,306 | 5,636 | 5,515 | 4,679 | 67,862 |
| | 2002 | 6,137 | 6,143 | 6,591 | 6,136 | 6,338 | 5,869 | | | | | | | |
| Andere EU-Länder | 1999 | 3,580 | 3,926 | 4,156 | 3,776 | 3,894 | 3,805 | 3,709 | 2,957 | 3,505 | 3,390 | 3,748 | 3,697 | 44,143 |
| Other EU Countries | 2000 | 3,598 | 4,127 | 4,301 | 3,421 | 3,767 | 3,387 | 3,147 | 2,756 | 3,144 | 3,474 | 3,602 | 3,225 | 41,948 |
| Autres Pays de L'UE | 2001 | 3,866 | 3,532 | 4,175 | 3,605 | 3,484 | 3,408 | 3,717 | 2,608 | 2,981 | 3,386 | 3,099 | 2,994 | 40,855 |
| | 2002 | 3,914 | 4,213 | 4,759 | 3,891 | 4,345 | 3,521 | | | | | | | |
| Drittländer | 1999 | 990 | 1,009 | 1,348 | 1,102 | 1,194 | 1,174 | 1,123 | 1,130 | 987 | 1,043 | 1,086 | 1,087 | 13,272 |
| Third countries | 2000 | 995 | 1,105 | 1,255 | 1,075 | 1,131 | 1,181 | 1,039 | 1,057 | 1,232 | 1,076 | 1,264 | 1,027 | 13,438 |
| Pays Tiers | 2001 | 1,068 | 977 | 1,085 | 947 | 1,076 | 1,175 | 1,017 | 1,031 | 957 | 1,114 | 1,079 | 844 | 12,370 |
| | 2002 | 1,069 | 1,090 | 1,091 | 1,236 | 1,342 | 1,224 | | | | | | | |
| Insgesamt | 1999 | 10,135 | 10,551 | 11,958 | 10,559 | 10,810 | 11,119 | 10,806 | 8,350 | 10,327 | 10,250 | 10,803 | 10,409 | 126,077 |
| Total | 2000 | 10,827 | 11,984 | 12,209 | 9,866 | 11,308 | 10,454 | 9,905 | 8,109 | 10,288 | 10,567 | 11,087 | 9,188 | 125,792 |
| Total | 2001 | 10,955 | 10,835 | 11,770 | 10,170 | 10,630 | 10,714 | 10,597 | 7,826 | 9,244 | 10,135 | 9,693 | 8,517 | 121,087 |
| | 2002 | 11,120 | 11,445 | 12,442 | 11,263 | 12,025 | 10,614 | | | | | | | |

8. Lieferungen von unlegierten Stählen Deliveries of non-alloy steels Livraisons d' aciers non alliés

(1000 t)

| | | Jan | Feb | Mar | Apr | May | Jun | Jul | Aug | Sep | Oct | Nov | Dec | Total |
|----------------------------|------|--------|--------|--------|--------|--------|--------|--------|-------|--------|--------|--------|-------|---------|
| Inlandsmarkt | 1999 | 5,358 | 5,576 | 6,417 | 5,799 | 5,829 | 6,254 | 5,754 | 4,151 | 6,259 | 6,007 | 6,058 | 5,003 | 68,464 |
| Home market | 2000 | 5,836 | 6,331 | 6,928 | 5,559 | 6,585 | 6,147 | 5,718 | 4,447 | 6,270 | 6,532 | 6,633 | 4,619 | 71,605 |
| Marché intérieur | 2001 | 6,328 | 5,972 | 6,767 | 5,759 | 6,478 | 6,241 | 5,737 | 4,236 | 5,970 | 6,348 | 5,821 | 3,922 | 69,579 |
| | 2002 | 5,679 | 5,682 | 6,020 | 6,110 | 6,091 | 5,860 | | | | | | | |
| Andere EU-Länder | 1999 | 3,107 | 3,320 | 3,931 | 3,477 | 3,464 | 3,826 | 3,206 | 2,636 | 3,839 | 3,738 | 3,771 | 3,088 | 41,402 |
| Other EU Countries | 2000 | 3,787 | 3,921 | 4,126 | 3,513 | 3,908 | 3,634 | 3,209 | 2,828 | 3,581 | 3,762 | 3,848 | 2,849 | 42,965 |
| Autres Pays de L'UE | 2001 | 3,651 | 3,457 | 3,742 | 3,267 | 3,803 | 3,707 | 3,051 | 2,637 | 3,478 | 3,610 | 3,347 | 2,351 | 40,102 |
| | 2002 | 3,412 | 3,510 | 3,818 | 3,875 | 3,858 | 3,839 | | | | | | | |
| Drittländer | 1999 | 861 | 905 | 1,216 | 969 | 1,109 | 1,091 | 991 | 1,100 | 1,173 | 1,130 | 1,224 | 958 | 12,726 |
| Third countries | 2000 | 1,017 | 988 | 1,125 | 974 | 1,183 | 1,198 | 1,137 | 1,118 | 1,201 | 1,121 | 1,216 | 1,273 | 13,550 |
| Pays Tiers | 2001 | 949 | 901 | 1,184 | 955 | 1,041 | 1,169 | 957 | 957 | 953 | 1,156 | 1,143 | 1,104 | 12,468 |
| | 2002 | 830 | 856 | 1,170 | 904 | 1,200 | 1,191 | | | | | | | |
| Insgesamt | 1999 | 9,325 | 9,800 | 11,565 | 10,244 | 10,402 | 11,171 | 9,951 | 7,888 | 11,270 | 10,875 | 11,052 | 9,049 | 122,592 |
| Total | 2000 | 10,640 | 11,241 | 12,179 | 10,046 | 11,675 | 10,978 | 10,065 | 8,393 | 11,052 | 11,415 | 11,696 | 8,741 | 128,120 |
| Total | 2001 | 10,928 | 10,330 | 11,693 | 9,981 | 11,322 | 11,118 | 9,745 | 7,830 | 10,400 | 11,114 | 10,500 | 7,377 | 122,337 |
| | 2002 | 9,921 | 10,047 | 11,008 | 10,889 | 11,149 | 10,889 | | | | | | | |

9. Erzeugung von legierten Stählen Production of alloy steels Production d' aciers alliés



(1000 t)

| | | Jan | Feb | Mar | Apr | May | Jun | Jul | Aug | Sep | Oct | Nov | Dec | Total |
|----------------|------|-------|-------|-------|-------|-------|-------|-------|-------|-------|-------|-------|-------|--------|
| S | 1999 | 1,948 | 1,906 | 2,080 | 2,014 | 2,067 | 2,128 | 1,720 | 1,587 | 2,013 | 2,148 | 2,155 | 1,948 | 23,715 |
| | 2000 | 2,173 | 2,196 | 2,481 | 2,324 | 2,450 | 2,323 | 1,947 | 1,835 | 2,325 | 2,421 | 2,350 | 1,983 | 26,808 |
| | 2001 | 2,369 | 2,226 | 2,566 | 2,353 | 2,364 | 2,227 | 2,014 | 1,805 | 2,260 | 2,307 | 2,273 | 1,906 | 26,669 |
| | 2002 | 2,157 | 2,158 | 2,374 | 2,320 | 2,285 | 2,282 | 1,990 | 1,863 | 2,182 | 2,273 | | | |
| Benelux | 1999 | 191 | 184 | 185 | 191 | 178 | 189 | 180 | 176 | 145 | 177 | 208 | 191 | 2,193 |
| | 2000 | 214 | 181 | 194 | 196 | 222 | 199 | 176 | 200 | 212 | 196 | 173 | 152 | 2,315 |
| | 2001 | 188 | 173 | 207 | 180 | 173 | 188 | 166 | 185 | 205 | 198 | 179 | 152 | 2,191 |
| | 2002 | 187 | 195 | 196 | 201 | 199 | 191 | 168 | 192 | 165 | 168 | | | |
| Deutschland | 1999 | 754 | 770 | 845 | 810 | 869 | 804 | 705 | 735 | 742 | 822 | 837 | 788 | 9,479 |
| | 2000 | 839 | 871 | 998 | 952 | 984 | 963 | 870 | 940 | 952 | 1,022 | 977 | 848 | 11,215 |
| | 2001 | 1,064 | 926 | 1,105 | 1,043 | 1,028 | 856 | 950 | 918 | 910 | 987 | 1,066 | 862 | 11,714 |
| | 2002 | 923 | 882 | 1,006 | 1,008 | 960 | 984 | 968 | 948 | 886 | 953 | 1,009 | | |
| España | 1999 | 139 | 141 | 156 | 147 | 154 | 162 | 163 | 84 | 161 | 159 | 158 | 150 | 1,773 |
| | 2000 | 166 | 152 | 178 | 166 | 177 | 168 | 164 | 107 | 156 | 165 | 170 | 144 | 1,911 |
| | 2001 | 164 | 161 | 187 | 166 | 175 | 174 | 176 | 120 | 163 | 174 | 145 | 127 | 1,933 |
| | 2002 | 157 | 154 | 171 | 163 | 144 | 162 | 157 | 98 | 165 | 176 | 147 | | |
| France | 1999 | 219 | 184 | 228 | 220 | 209 | 236 | 197 | 81 | 235 | 248 | 231 | 215 | 2,502 |
| | 2000 | 240 | 257 | 273 | 252 | 257 | 256 | 236 | 103 | 266 | 273 | 266 | 218 | 2,896 |
| | 2001 | 258 | 239 | 257 | 234 | 239 | 251 | 219 | 100 | 252 | 260 | 235 | 160 | 2,705 |
| | 2002 | 229 | 231 | 254 | 249 | 229 | 249 | 220 | 105 | 236 | 253 | 226 | 204 | 2,682 |
| Italia | 1999 | 371 | 342 | 366 | 332 | 337 | 409 | 369 | 253 | 388 | 407 | 387 | 317 | 4,278 |
| | 2000 | 354 | 400 | 427 | 370 | 425 | 409 | 369 | 216 | 394 | 404 | 404 | 339 | 4,511 |
| | 2001 | 383 | 371 | 421 | 365 | 406 | 415 | 344 | 208 | 366 | 377 | 338 | 315 | 4,306 |
| | 2002 | 360 | 375 | 404 | 368 | 400 | 368 | 335 | 212 | 377 | 348 | 382 | | |
| Sverige | 1999 | 193 | 208 | 231 | 225 | 233 | 248 | 43 | 183 | 253 | 243 | 240 | 218 | 2,518 |
| | 2000 | 269 | 224 | 279 | 253 | 267 | 230 | 49 | 179 | 248 | 264 | 283 | 234 | 2,780 |
| | 2001 | 245 | 251 | 264 | 267 | 263 | 233 | 92 | 207 | 258 | 240 | 247 | 228 | 2,796 |
| | 2002 | 229 | 241 | 246 | 249 | 268 | 256 | 96 | 215 | 268 | 283 | 272 | | |
| United Kingdom | 1999 | 82 | 77 | 70 | 90 | 87 | 80 | 63 | 76 | 89 | 93 | 94 | 69 | 971 |
| | 2000 | 91 | 111 | 132 | 135 | 118 | 99 | 83 | 91 | 98 | 97 | 76 | 49 | 1,178 |
| | 2001 | 66 | 106 | 124 | 99 | 79 | 111 | 68 | 67 | 106 | 72 | 63 | 61 | 1,023 |
| | 2002 | 74 | 80 | 97 | 82 | 86 | 73 | 48 | 92 | 86 | 92 | 87 | | |

10. Lieferungen von legierten Stählen Deliveries of alloy steels Livraisons d' aciers alliés

(1000 t)

| | | Jan | Feb | Mar | Apr | May | Jun | Jul | Aug | Sep | Oct | Nov | Dec | Total |
|---|------|-------|-------|-------|-------|-------|-------|-------|-------|-------|-------|-------|-------|--------|
| Inlandsmarkt Home market Marché intérieur | 1999 | 972 | 1,065 | 1,131 | 1,001 | 981 | 1,075 | 878 | 698 | 1,077 | 1,082 | 1,101 | 867 | 11,927 |
| | 2000 | 1,054 | 1,163 | 1,197 | 1,026 | 1,196 | 1,114 | 1,049 | 784 | 1,164 | 1,131 | 1,153 | 830 | 12,861 |
| | 2001 | 1,204 | 1,174 | 1,280 | 1,137 | 1,195 | 1,135 | 997 | 690 | 1,059 | 1,164 | 1,103 | 754 | 12,891 |
| | 2002 | 1,144 | 1,136 | 1,169 | 1,163 | 1,065 | 1,118 | | | | | | | |
| Andere EU-Länder Other EU Countries Autres Pays de L'UE | 1999 | 566 | 571 | 658 | 587 | 562 | 608 | 519 | 370 | 611 | 630 | 631 | 508 | 6,822 |
| | 2000 | 662 | 665 | 753 | 637 | 738 | 672 | 614 | 468 | 694 | 716 | 709 | 533 | 7,861 |
| | 2001 | 738 | 700 | 734 | 650 | 727 | 682 | 622 | 430 | 644 | 700 | 670 | 454 | 7,751 |
| | 2002 | 757 | 714 | 786 | 772 | 738 | 717 | | | | | | | |
| Drittländer Third countries Pays Tiers | 1999 | 247 | 259 | 323 | 281 | 265 | 259 | 257 | 237 | 286 | 275 | 279 | 277 | 3,245 |
| | 2000 | 262 | 284 | 318 | 282 | 314 | 279 | 293 | 242 | 286 | 299 | 327 | 292 | 3,477 |
| | 2001 | 295 | 313 | 342 | 307 | 344 | 355 | 358 | 306 | 353 | 339 | 348 | 353 | 4,014 |
| | 2002 | 348 | 314 | 271 | 334 | 322 | 340 | | | | | | | |
| Insgesamt Total Total | 1999 | 1,784 | 1,895 | 2,112 | 1,869 | 1,807 | 1,941 | 1,654 | 1,305 | 1,974 | 1,988 | 2,012 | 1,652 | 21,994 |
| | 2000 | 1,978 | 2,112 | 2,267 | 1,945 | 2,249 | 2,065 | 1,955 | 1,494 | 2,143 | 2,147 | 2,189 | 1,655 | 24,198 |
| | 2001 | 2,236 | 2,187 | 2,356 | 2,093 | 2,266 | 2,172 | 1,977 | 1,426 | 2,056 | 2,203 | 2,146 | 1,561 | 24,681 |
| | 2002 | 2,249 | 2,163 | 2,226 | 2,270 | 2,125 | 2,175 | | | | | | | |

11.1. Einfuhr von EGKS-Stahl aus Drittländern
Imports of ECSC-Steel from third countries
Importations d'acier CECA des pays tiers



(1000 t)

| | | Jan | Feb | Mar | Apr | May | Jun | Jul | Aug | Sep | Oct | Nov | Dec | Total |
|----------------------------|------|-------|-------|-------|-------|-------|-------|-------|-------|-------|-------|-------|-------|--------|
| EU-15 | 2000 | 1,907 | 1,929 | 2,224 | 1,970 | 2,501 | 2,203 | 2,002 | 1,967 | 1,681 | 1,798 | 1,675 | 1,297 | 23,153 |
| | 2001 | 2,085 | 1,880 | 2,175 | 2,005 | 2,379 | 2,403 | 2,246 | 1,438 | 1,712 | 2,108 | 1,566 | 1,350 | 23,346 |
| | 2002 | 1,691 | 1,610 | 1,895 | 2,034 | 1,829 | 1,842 | 1,938 | 1,342 | 1,666 | | | | |
| Belgique België | 2000 | 138 | 214 | 295 | 237 | 335 | 264 | 292 | 455 | 225 | 274 | 217 | 138 | 3,082 |
| | 2001 | 150 | 168 | 186 | 204 | 190 | 224 | 230 | 141 | 71 | 148 | 84 | 66 | 1,861 |
| | 2002 | 79 | 109 | 105 | 83 | 92 | 102 | 76 | 78 | 90 | 100 | | | |
| Danmark | 2000 | 15 | 31 | 21 | 16 | 27 | 22 | 14 | 24 | 22 | 19 | 16 | 15 | 243 |
| | 2001 | 13 | 26 | 35 | 27 | 31 | 39 | 25 | 24 | 16 | 25 | 18 | 21 | 299 |
| | 2002 | 19 | 15 | 32 | 18 | 20 | 29 | 29 | 25 | 21 | | | | |
| Deutschland | 2000 | 208 | 400 | 409 | 327 | 412 | 436 | 348 | 409 | 339 | 419 | 400 | 300 | 4,407 |
| | 2001 | 329 | 386 | 424 | 375 | 380 | 384 | 389 | 339 | 290 | 327 | 341 | 219 | 4,183 |
| | 2002 | 271 | 255 | 308 | 369 | 283 | 279 | 321 | 280 | 289 | 326 | | | |
| Ellada | 2000 | 182 | 93 | 161 | 105 | 197 | 147 | 112 | 65 | 74 | 59 | 70 | 145 | 1,410 |
| | 2001 | 118 | 102 | 126 | 69 | 98 | 196 | 74 | 50 | 82 | 129 | 81 | 124 | 1,250 |
| | 2002 | 83 | 78 | 66 | 91 | 74 | 95 | 128 | 35 | 63 | | | | |
| España | 2000 | 245 | 152 | 225 | 136 | 207 | 202 | 186 | 131 | 190 | 190 | 142 | 140 | 2,146 |
| | 2001 | 173 | 247 | 265 | 235 | 303 | 286 | 244 | 140 | 248 | 267 | 186 | 159 | 2,753 |
| | 2002 | 276 | 196 | 206 | 202 | 190 | 196 | 248 | 177 | 238 | | | | |
| France | 2000 | 41 | 54 | 94 | 86 | 80 | 93 | 85 | 33 | 90 | 75 | 73 | 42 | 847 |
| | 2001 | 58 | 66 | 86 | 92 | 98 | 134 | 180 | 29 | 70 | 63 | 37 | 48 | 961 |
| | 2002 | 52 | 43 | 119 | 109 | 95 | 54 | 58 | 25 | 76 | 77 | | | |
| Ireland | 2000 | 12 | 6 | 3 | 3 | 11 | 2 | 3 | 5 | 2 | 9 | 7 | 1 | 64 |
| | 2001 | 4 | 7 | 15 | 3 | 6 | 16 | 7 | 7 | 10 | 9 | 10 | 12 | 104 |
| | 2002 | 7 | 9 | 4 | 5 | 10 | 15 | 14 | 9 | 9 | 27 | | | |
| Italia | 2000 | 641 | 589 | 643 | 609 | 760 | 603 | 567 | 406 | 454 | 423 | 381 | 277 | 6,352 |
| | 2001 | 828 | 540 | 576 | 570 | 809 | 660 | 656 | 302 | 549 | 727 | 454 | 479 | 7,147 |
| | 2002 | 518 | 490 | 551 | 600 | 620 | 631 | 625 | 353 | 552 | 596 | | | |
| Luxembourg | 2000 | 12 | 5 | 3 | 19 | 10 | 7 | 5 | 60 | 2 | 4 | 10 | 5 | 141 |
| | 2001 | 6 | 2 | 13 | 8 | 2 | 1 | 8 | 7 | 3 | 3 | 2 | 2 | 56 |
| | 2002 | 4 | 2 | 7 | 1 | 2 | 3 | 1 | 3 | 2 | | | | |
| Nederland | 2000 | 37 | 33 | 45 | 78 | 68 | 69 | 61 | 36 | 23 | 33 | 46 | 23 | 553 |
| | 2001 | 35 | 35 | 44 | 33 | 42 | 41 | 46 | 27 | 30 | 28 | 47 | 21 | 430 |
| | 2002 | 50 | 36 | 39 | 35 | 47 | 39 | 44 | 34 | 59 | 38 | | | |
| Österreich | 2000 | 42 | 45 | 40 | 47 | 52 | 47 | 57 | 46 | 51 | 48 | 44 | 28 | 549 |
| | 2001 | 52 | 42 | 58 | 58 | 70 | 60 | 47 | 52 | 48 | 44 | 41 | 23 | 594 |
| | 2002 | 38 | 57 | 44 | 46 | 51 | 55 | 56 | 33 | 45 | 53 | | | |
| Portugal | 2000 | 51 | 49 | 75 | 60 | 84 | 64 | 64 | 51 | 28 | 50 | 40 | 36 | 651 |
| | 2001 | 27 | 34 | 60 | 66 | 80 | 78 | 121 | 98 | 79 | 80 | 71 | 41 | 835 |
| | 2002 | 65 | 76 | 92 | 93 | 95 | 53 | 81 | 88 | 57 | 79 | | | |
| Suomi | 2000 | 54 | 54 | 48 | 65 | 85 | 56 | 33 | 23 | 32 | 34 | 58 | 46 | 588 |
| | 2001 | 51 | 51 | 76 | 60 | 72 | 70 | 73 | 56 | 21 | 42 | 41 | 20 | 631 |
| | 2002 | 21 | 24 | 46 | 64 | 46 | 64 | 80 | 33 | 28 | 45 | | | |
| Sverige | 2000 | 23 | 24 | 26 | 21 | 33 | 47 | 39 | 55 | 33 | 44 | 33 | 23 | 402 |
| | 2001 | 27 | 26 | 32 | 28 | 30 | 37 | 8 | 25 | 29 | 32 | 30 | 21 | 326 |
| | 2002 | 27 | 25 | 30 | 27 | 40 | 28 | 16 | 27 | 29 | 32 | | | |
| United Kingdom | 2000 | 206 | 178 | 136 | 161 | 139 | 146 | 137 | 166 | 116 | 116 | 138 | 77 | 1,718 |
| | 2001 | 215 | 149 | 179 | 179 | 168 | 179 | 137 | 141 | 166 | 184 | 123 | 93 | 1,914 |
| | 2002 | 180 | 194 | 244 | 291 | 162 | 199 | 161 | 141 | 108 | 270 | | | |

1999 / 2000 : B und L getrennte Datenerfassung / Data collected separately for B and L / Recensement individuel pour B et L

11.2. Ausfuhr von EGKS-Stahl nach Drittländern
Exports of ECSC steel to third countries
Exportations d'acier CECA vers pays tiers



(1000 t)

| | | Jan | Feb | Mar | Apr | May | Jun | Jul | Aug | Sep | Oct | Nov | Dec | Total |
|----------------------------|------|-------|-------|-------|-------|-------|-------|-------|-------|-------|-------|-------|-------|--------|
| EU-15 | 2000 | 1,443 | 1,569 | 1,585 | 1,452 | 1,910 | 1,667 | 1,790 | 1,758 | 1,727 | 1,920 | 2,052 | 1,652 | 20,524 |
| | 2001 | 1,677 | 1,539 | 1,639 | 1,450 | 1,686 | 1,644 | 1,844 | 1,595 | 1,461 | 1,794 | 1,747 | 1,442 | 19,519 |
| | 2002 | 1,464 | 1,485 | 1,646 | 1,613 | 1,795 | 1,701 | 1,834 | 1,693 | 1,602 | | | | |
| Belgique België | 2000 | 118 | 119 | 120 | 102 | 129 | 112 | 131 | 102 | 108 | 117 | 137 | 132 | 1,426 |
| | 2001 | 108 | 130 | 147 | 147 | 119 | 144 | 155 | 110 | 136 | 169 | 171 | 150 | 1,685 |
| | 2002 | 117 | 139 | 155 | 136 | 166 | 179 | 171 | 128 | 114 | 159 | | | |
| Danmark | 2000 | 7 | 12 | 10 | 8 | 11 | 9 | 9 | 7 | 12 | 9 | 11 | 11 | 116 |
| | 2001 | 9 | 15 | 11 | 9 | 9 | 9 | 9 | 11 | 11 | 12 | 8 | 14 | 128 |
| | 2002 | 10 | 11 | 12 | 9 | 12 | 12 | 4 | 19 | 9 | | | | |
| Deutschland | 2000 | 444 | 518 | 502 | 424 | 554 | 459 | 624 | 520 | 517 | 583 | 556 | 432 | 6,135 |
| | 2001 | 472 | 476 | 485 | 426 | 558 | 493 | 593 | 524 | 455 | 546 | 587 | 447 | 6,062 |
| | 2002 | 436 | 516 | 495 | 495 | 545 | 516 | 560 | 527 | 604 | 588 | | | |
| Ellada | 2000 | 13 | 16 | 14 | 10 | 14 | 18 | 11 | 25 | 13 | 22 | 12 | 9 | 178 |
| | 2001 | 13 | 14 | 13 | 10 | 16 | 18 | 10 | 12 | 14 | 29 | 22 | 11 | 182 |
| | 2002 | 19 | 22 | 20 | 26 | 17 | 21 | 26 | 16 | 24 | | | | |
| España | 2000 | 96 | 105 | 85 | 137 | 119 | 124 | 96 | 121 | 102 | 150 | 178 | 162 | 1,474 |
| | 2001 | 154 | 105 | 146 | 119 | 119 | 115 | 114 | 93 | 82 | 124 | 144 | 91 | 1,407 |
| | 2002 | 101 | 108 | 144 | 173 | 122 | 102 | 151 | 105 | 79 | | | | |
| France | 2000 | 195 | 186 | 214 | 197 | 314 | 274 | 279 | 273 | 266 | 316 | 318 | 249 | 3,081 |
| | 2001 | 196 | 160 | 195 | 163 | 209 | 228 | 182 | 179 | 173 | 229 | 186 | 141 | 2,242 |
| | 2002 | 163 | 112 | 151 | 129 | 210 | 156 | 185 | 166 | 191 | 199 | | | |
| Ireland | 2000 | 1 | 4 | 0 | 1 | 1 | 0 | 4 | 0 | 0 | 0 | 0 | 0 | 12 |
| | 2001 | 0 | 0 | 0 | 0 | 0 | 0 | 0 | 0 | 0 | 0 | 0 | 0 | 1 |
| | 2002 | 0 | 0 | 0 | 0 | 0 | 0 | 0 | 0 | 0 | 0 | | | |
| Italia | 2000 | 151 | 122 | 210 | 163 | 170 | 209 | 177 | 192 | 242 | 222 | 204 | 245 | 2,307 |
| | 2001 | 217 | 220 | 175 | 191 | 198 | 161 | 212 | 133 | 146 | 202 | 184 | 170 | 2,210 |
| | 2002 | 156 | 174 | 210 | 177 | 242 | 195 | 238 | 238 | 176 | 223 | | | |
| Luxembourg | 2000 | 60 | 68 | 71 | 56 | 75 | 76 | 96 | 81 | 60 | 82 | 133 | 70 | 928 |
| | 2001 | 53 | 64 | 74 | 53 | 68 | 49 | 74 | 126 | 55 | 65 | 56 | 29 | 766 |
| | 2002 | 37 | 56 | 78 | 73 | 77 | 81 | 73 | 57 | 58 | | | | |
| Nederland | 2000 | 125 | 115 | 62 | 75 | 177 | 108 | 64 | 141 | 94 | 124 | 149 | 72 | 1,305 |
| | 2001 | 102 | 85 | 94 | 78 | 92 | 101 | 117 | 63 | 98 | 99 | 88 | 118 | 1,136 |
| | 2002 | 55 | 97 | 59 | 82 | 63 | 101 | 109 | 138 | 74 | 82 | | | |
| Österreich | 2000 | 51 | 63 | 62 | 54 | 66 | 35 | 69 | 66 | 74 | 77 | 71 | 42 | 730 |
| | 2001 | 75 | 89 | 74 | 60 | 71 | 64 | 67 | 63 | 70 | 84 | 73 | 51 | 839 |
| | 2002 | 70 | 70 | 72 | 86 | 75 | 90 | 73 | 73 | 75 | 73 | | | |
| Portugal | 2000 | 1 | 5 | 11 | 1 | 19 | 7 | 2 | 11 | 12 | 6 | 10 | 5 | 90 |
| | 2001 | 9 | 3 | 3 | 4 | 7 | 1 | 4 | 3 | 4 | 3 | 2 | 4 | 46 |
| | 2002 | 3 | 1 | 1 | 4 | 5 | 2 | 5 | 3 | 3 | 1 | | | |
| Suomi | 2000 | 37 | 58 | 39 | 45 | 61 | 51 | 49 | 51 | 55 | 57 | 74 | 41 | 617 |
| | 2001 | 69 | 40 | 39 | 37 | 55 | 49 | 48 | 70 | 42 | 72 | 56 | 44 | 622 |
| | 2002 | 60 | 33 | 42 | 41 | 68 | 56 | 61 | 58 | 46 | 55 | | | |
| Sverige | 2000 | 53 | 59 | 60 | 47 | 69 | 52 | 48 | 51 | 60 | 62 | 74 | 53 | 688 |
| | 2001 | 71 | 52 | 70 | 69 | 68 | 74 | 55 | 53 | 64 | 64 | 73 | 53 | 766 |
| | 2002 | 115 | 62 | 103 | 87 | 69 | 82 | 63 | 62 | 75 | 87 | | | |
| United Kingdom | 2000 | 89 | 119 | 127 | 131 | 131 | 133 | 131 | 116 | 113 | 92 | 124 | 130 | 1,436 |
| | 2001 | 131 | 86 | 111 | 83 | 97 | 137 | 205 | 154 | 110 | 96 | 97 | 119 | 1,428 |
| | 2002 | 122 | 84 | 104 | 96 | 124 | 108 | 114 | 102 | 75 | 109 | | | |

1999 / 2000 : B und L getrennte Datenerfassung / Data collected separately for B and L / Recensement individuel pour B et L

11.3. Bezüge von EGKS-Stahl aus der EU
Receipts of ECSC steel from the EU
Réceptions d'acier CECA de l'UE



(1000 t)

| | | Jan | Feb | Mar | Apr | May | Jun | Jul | Aug | Sep | Oct | Nov | Dec | Total |
|----------------------------|------|-------|-------|-------|-------|-------|-------|-------|-------|-------|-------|-------|-------|--------|
| EU-15 | 2000 | 5,695 | 6,329 | 6,951 | 5,718 | 6,604 | 6,184 | 5,701 | 4,896 | 6,224 | 6,278 | 6,384 | 5,237 | 72,200 |
| | 2001 | 5,947 | 5,506 | 6,094 | 5,477 | 6,125 | 5,709 | 5,157 | 4,299 | 5,299 | 5,949 | 5,393 | 4,237 | 65,194 |
| | 2002 | 4,980 | 5,199 | 5,773 | 6,016 | 5,858 | 5,722 | 5,569 | 4,670 | | | | | |
| Belgique Belgie | 2000 | 552 | 565 | 751 | 635 | 564 | 566 | 396 | 480 | 482 | 621 | 659 | 644 | 6,916 |
| | 2001 | 580 | 538 | 553 | 523 | 545 | 550 | 363 | 583 | 508 | 541 | 570 | 371 | 6,225 |
| | 2002 | 545 | 495 | 536 | 598 | 510 | 531 | 508 | 417 | 472 | | | | |
| Danmark | 2000 | 125 | 143 | 160 | 116 | 138 | 128 | 86 | 132 | 141 | 139 | 149 | 120 | 1,577 |
| | 2001 | 135 | 133 | 149 | 128 | 143 | 134 | 109 | 141 | 140 | 144 | 141 | 116 | 1,614 |
| | 2002 | 131 | 161 | 145 | 159 | 142 | 136 | 109 | 155 | 173 | | | | |
| Deutschland | 2000 | 960 | 1175 | 1192 | 1037 | 1145 | 1187 | 1200 | 1199 | 1052 | 1037 | 1182 | 1007 | 13,374 |
| | 2001 | 878 | 981 | 1197 | 985 | 1025 | 905 | 962 | 830 | 872 | 1005 | 938 | 746 | 11,324 |
| | 2002 | 877 | 777 | 1037 | 1040 | 906 | 926 | 913 | 1067 | 693 | | | | |
| Ellada | 2000 | 91 | 84 | 81 | 72 | 88 | 88 | 165 | 42 | 412 | 225 | 110 | 77 | 1,536 |
| | 2001 | 341 | 115 | 98 | 77 | 127 | 103 | 81 | 57 | 56 | 70 | 78 | 79 | 1,281 |
| | 2002 | 57 | 65 | 89 | 114 | 109 | 103 | 97 | 39 | 137 | | | | |
| España | 2000 | 553 | 617 | 681 | 535 | 643 | 640 | 529 | 400 | 496 | 488 | 540 | 534 | 6,654 |
| | 2001 | 432 | 399 | 434 | 487 | 577 | 477 | 351 | 328 | 414 | 538 | 507 | 414 | 5,358 |
| | 2002 | 426 | 505 | 496 | 589 | 569 | 586 | 568 | 471 | 604 | 621 | | | |
| France | 2000 | 1122 | 1267 | 1402 | 1176 | 1375 | 1190 | 1185 | 740 | 1227 | 1298 | 1215 | 903 | 14,102 |
| | 2001 | 1226 | 1061 | 1213 | 1077 | 1189 | 1130 | 1112 | 613 | 1079 | 1195 | 1010 | 772 | 12,676 |
| | 2002 | 996 | 1071 | 1074 | 1094 | 1116 | 1130 | 1103 | 688 | 1175 | 1156 | | | |
| Ireland | 2000 | 56 | 52 | 63 | 45 | 47 | 48 | 66 | 42 | 44 | 55 | 55 | 41 | 614 |
| | 2001 | 48 | 48 | 39 | 43 | 50 | 48 | 40 | 46 | 36 | 48 | 51 | 28 | 525 |
| | 2002 | 36 | 41 | 38 | 42 | 57 | 51 | 47 | 49 | | | | | |
| Italia | 2000 | 717 | 846 | 911 | 687 | 845 | 797 | 724 | 469 | 829 | 773 | 783 | 711 | 9,091 |
| | 2001 | 701 | 749 | 782 | 758 | 877 | 740 | 765 | 470 | 707 | 774 | 623 | 602 | 8,549 |
| | 2002 | 548 | 589 | 730 | 785 | 791 | 698 | 819 | 642 | 740 | | | | |
| Luxembourg | 2000 | 229 | 229 | 221 | 180 | 222 | 218 | 201 | 180 | 225 | 275 | 225 | 190 | 2,595 |
| | 2001 | 243 | 212 | 239 | 185 | 204 | 229 | 214 | 160 | 188 | 234 | 205 | 135 | 2,450 |
| | 2002 | 177 | 187 | 207 | 201 | 196 | 197 | 175 | 152 | 254 | | | | |
| Nederland | 2000 | 384 | 413 | 442 | 354 | 513 | 354 | 365 | 324 | 404 | 402 | 389 | 241 | 4,586 |
| | 2001 | 379 | 412 | 395 | 364 | 419 | 411 | 325 | 275 | 384 | 387 | 350 | 251 | 4,352 |
| | 2002 | 333 | 371 | 377 | 362 | 382 | 393 | 328 | 219 | 356 | | | | |
| Österreich | 2000 | 110 | 119 | 136 | 121 | 139 | 132 | 131 | 126 | 122 | 138 | 134 | 94 | 1,502 |
| | 2001 | 139 | 123 | 138 | 119 | 130 | 121 | 138 | 100 | 127 | 145 | 126 | 87 | 1,492 |
| | 2002 | 112 | 108 | 126 | 135 | 136 | 131 | 132 | 94 | 114 | | | | |
| Portugal | 2000 | 171 | 171 | 188 | 145 | 211 | 185 | 144 | 145 | 172 | 201 | 182 | 170 | 2,087 |
| | 2001 | 184 | 162 | 184 | 160 | 215 | 207 | 193 | 128 | 183 | 183 | 162 | 143 | 2,104 |
| | 2002 | 138 | 168 | 184 | 209 | 184 | 172 | 173 | 135 | 139 | | | | |
| Suomi | 2000 | 55 | 51 | 52 | 62 | 64 | 61 | 58 | 48 | 51 | 40 | 58 | 47 | 647 |
| | 2001 | 54 | 50 | 88 | 62 | 73 | 73 | 65 | 37 | 42 | 51 | 57 | 39 | 693 |
| | 2002 | 44 | 51 | 64 | 77 | 73 | 54 | 62 | 50 | 49 | | | | |
| Sverige | 2000 | 187 | 190 | 234 | 200 | 228 | 188 | 116 | 215 | 210 | 195 | 192 | 150 | 2,305 |
| | 2001 | 208 | 171 | 184 | 158 | 192 | 192 | 87 | 174 | 182 | 192 | 186 | 140 | 2,067 |
| | 2002 | 173 | 180 | 183 | 189 | 176 | 173 | 115 | 170 | 200 | | | | |
| United Kingdom | 2000 | 382 | 407 | 437 | 352 | 380 | 402 | 335 | 355 | 356 | 391 | 510 | 309 | 4,615 |
| | 2001 | 399 | 352 | 401 | 349 | 359 | 389 | 352 | 356 | 381 | 441 | 390 | 313 | 4,484 |
| | 2002 | 387 | 428 | 485 | 423 | 513 | 440 | 418 | 322 | 375 | | | | |

1999 / 2000 : B und L getrennte Datenerfassung / Data collected separately for B and L / Recensement individuel pour B et L

11.4. Lieferungen von EGKS-Stahl nach der EU
Deliveries of ECSC steel to the EU
Livraisons d'acier CECA vers l'UE



(1000 t)

| | | Jan | Feb | Mar | Apr | May | Jun | Jul | Aug | Sep | Oct | Nov | Dec | Total |
|----------------------------|------|-------|-------|-------|-------|-------|-------|-------|-------|-------|-------|-------|-------|--------|
| EU-15 | 2000 | 6,414 | 6,404 | 7,134 | 5,986 | 6,707 | 6,186 | 5,769 | 5,241 | 6,028 | 6,575 | 6,573 | 5,105 | 74,121 |
| | 2001 | 6,550 | 5,848 | 6,799 | 5,899 | 6,420 | 6,279 | 5,465 | 4,811 | 5,767 | 6,168 | 5,719 | 4,093 | 69,817 |
| | 2002 | 5,816 | 5,625 | 6,172 | 6,250 | 6,261 | 6,655 | 5,726 | 4,873 | | | | | |
| Belgique Belgie | 2000 | 1140 | 1214 | 1317 | 1113 | 1315 | 1209 | 1276 | 988 | 1204 | 1388 | 1199 | 892 | 14,255 |
| | 2001 | 1291 | 1090 | 1627 | 1094 | 1130 | 1171 | 1118 | 849 | 1126 | 1224 | 1092 | 812 | 13,623 |
| | 2002 | 1104 | 1033 | 1114 | 1142 | 1197 | 1229 | 1117 | 775 | 1140 | | | | |
| Danmark | 2000 | 63 | 70 | 84 | 58 | 82 | 73 | 32 | 70 | 63 | 77 | 70 | 50 | 792 |
| | 2001 | 124 | 68 | 66 | 55 | 74 | 86 | 27 | 59 | 63 | 71 | 60 | 42 | 795 |
| | 2002 | 57 | 49 | 66 | 62 | 62 | 70 | 36 | 31 | 55 | | | | |
| Deutschland | 2000 | 1444 | 1148 | 1497 | 1274 | 1206 | 1241 | 1148 | 1173 | 1116 | 1211 | 1257 | 1052 | 14,768 |
| | 2001 | 1322 | 1069 | 1108 | 1152 | 1124 | 1154 | 969 | 1027 | 1073 | 1114 | 1124 | 841 | 13,077 |
| | 2002 | 1034 | 981 | 1045 | 1202 | 1099 | 1385 | 1038 | 1214 | 1087 | | | | |
| Ellada | 2000 | 22 | 30 | 20 | 4 | 16 | 27 | 12 | 21 | 12 | 15 | 18 | 13 | 211 |
| | 2001 | 0 | 11 | 24 | 17 | 20 | 10 | 14 | 15 | 18 | 12 | 22 | 6 | 167 |
| | 2002 | 9 | 9 | 4 | 5 | 10 | 5 | 20 | 7 | 7 | | | | |
| España | 2000 | 287 | 329 | 324 | 268 | 317 | 286 | 241 | 264 | 300 | 313 | 323 | 244 | 3,497 |
| | 2001 | 236 | 269 | 270 | 237 | 305 | 278 | 225 | 156 | 268 | 314 | 289 | 244 | 3,092 |
| | 2002 | 279 | 284 | 330 | 292 | 277 | 265 | 272 | 209 | 326 | 366 | | | |
| France | 2000 | 1012 | 1057 | 1133 | 985 | 1181 | 1055 | 1055 | 842 | 1041 | 1108 | 1107 | 912 | 12,489 |
| | 2001 | 1174 | 994 | 1149 | 1070 | 1196 | 1055 | 1045 | 745 | 1043 | 1069 | 911 | 797 | 12,249 |
| | 2002 | 1041 | 1051 | 1125 | 1145 | 1136 | 1174 | 1060 | 839 | 1198 | 1221 | | | |
| Ireland | 2000 | 35 | 32 | 24 | 32 | 31 | 30 | 9 | 26 | 27 | 25 | 25 | 24 | 321 |
| | 2001 | 27 | 22 | 26 | 30 | 32 | 12 | 2 | 4 | 3 | 4 | 3 | 2 | 168 |
| | 2002 | 5 | 3 | 3 | 4 | 5 | 5 | 4 | 3 | | | | | |
| Italia | 2000 | 507 | 571 | 565 | 531 | 514 | 482 | 466 | 296 | 458 | 521 | 542 | 434 | 5,888 |
| | 2001 | 539 | 515 | 579 | 508 | 554 | 580 | 534 | 335 | 406 | 465 | 474 | 370 | 5,860 |
| | 2002 | 438 | 399 | 514 | 475 | 470 | 493 | 460 | 278 | 412 | | | | |
| Luxembourg | 2000 | 337 | 366 | 389 | 322 | 363 | 341 | 344 | 256 | 309 | 341 | 387 | 251 | 4,007 |
| | 2001 | 380 | 333 | 374 | 327 | 359 | 339 | 336 | 248 | 310 | 367 | 336 | 189 | 3,898 |
| | 2002 | 337 | 314 | 315 | 320 | 302 | 321 | 322 | 220 | 293 | | | | |
| Nederland | 2000 | 456 | 435 | 465 | 337 | 349 | 309 | 338 | 384 | 387 | 405 | 399 | 339 | 4,602 |
| | 2001 | 347 | 350 | 405 | 385 | 416 | 472 | 313 | 408 | 412 | 402 | 376 | 79 | 4,366 |
| | 2002 | 407 | 411 | 517 | 494 | 536 | 537 | 436 | 507 | 526 | | | | |
| Österreich | 2000 | 230 | 263 | 275 | 243 | 297 | 262 | 260 | 197 | 262 | 288 | 283 | 197 | 3,055 |
| | 2001 | 271 | 261 | 297 | 275 | 303 | 275 | 275 | 306 | 263 | 273 | 286 | 161 | 3,245 |
| | 2002 | 290 | 299 | 304 | 278 | 280 | 293 | 294 | 196 | 296 | | | | |
| Portugal | 2000 | 57 | 66 | 76 | 51 | 61 | 47 | 57 | 41 | 35 | 57 | 58 | 47 | 654 |
| | 2001 | 44 | 48 | 58 | 29 | 46 | 48 | 57 | 38 | 36 | 51 | 46 | 36 | 537 |
| | 2002 | 53 | 59 | 50 | 52 | 55 | 49 | 63 | 16 | 26 | | | | |
| Suomi | 2000 | 182 | 176 | 168 | 156 | 161 | 142 | 89 | 136 | 146 | 156 | 172 | 162 | 1,847 |
| | 2001 | 173 | 163 | 159 | 172 | 179 | 167 | 108 | 145 | 175 | 187 | 174 | 130 | 1,932 |
| | 2002 | 183 | 171 | 183 | 159 | 186 | 181 | 135 | 154 | 162 | | | | |
| Sverige | 2000 | 232 | 236 | 245 | 214 | 243 | 229 | 107 | 169 | 226 | 233 | 229 | 168 | 2,532 |
| | 2001 | 225 | 237 | 248 | 236 | 265 | 251 | 174 | 190 | 226 | 250 | 224 | 159 | 2,685 |
| | 2002 | 275 | 246 | 285 | 261 | 257 | 235 | 151 | 189 | 233 | | | | |
| United Kingdom | 2000 | 409 | 412 | 551 | 396 | 570 | 452 | 335 | 376 | 444 | 436 | 504 | 320 | 5,204 |
| | 2001 | 395 | 417 | 410 | 313 | 419 | 381 | 267 | 285 | 345 | 366 | 303 | 224 | 4,125 |
| | 2002 | 305 | 318 | 317 | 360 | 389 | 414 | 320 | 234 | 303 | | | | |

1999 / 2000 : B und L getrennte Datenerfassung / Data collected separately for B and L / Recensement individuel pour B et L

12.1. Einfuhren von EGKS-Stahlerzeugnissen aus Drittländern
Imports of ECSC steel products from third countries
Importations de produits sidérurgiques CECA des pays tiers



(1000 t)

| | Einfuhren nach Herkunft Imports by origin Importations par provenance | | | | | | | | Extra-15 | | | | |
|-------------|---|-----|-----|----|----|----|----|----------------------------|----------|--------------------------------|-------|---|----------------------------|
| | RU | CZ | PL | CH | NO | US | JP | Andere Others Autres | S | Halbzeug Semis 1/2 Prod. | Coils | Bleche Plate and sheet Tôles (*) | Andere Others Autres |
| | | | | | | | | | | | | | |
| EU-15 | | | | | | | | | | | | | |
| 2001 May | 328 | 155 | 160 | 50 | 57 | 17 | 23 | 1,590 | 2,379 | 426 | 589 | 508 | 857 |
| Jun | 278 | 145 | 195 | 42 | 59 | 11 | 21 | 1,653 | 2,403 | 621 | 561 | 474 | 747 |
| Jul | 328 | 142 | 156 | 46 | 39 | 14 | 37 | 1,483 | 2,246 | 549 | 541 | 416 | 740 |
| Aug | 181 | 117 | 155 | 30 | 46 | 12 | 11 | 885 | 1,438 | 313 | 239 | 284 | 603 |
| Sep | 268 | 124 | 139 | 47 | 43 | 13 | 18 | 1,060 | 1,712 | 315 | 428 | 347 | 622 |
| Oct | 321 | 136 | 144 | 57 | 69 | 23 | 23 | 1,335 | 2,108 | 398 | 463 | 381 | 866 |
| Nov | 186 | 110 | 141 | 59 | 63 | 11 | 23 | 973 | 1,566 | 264 | 370 | 290 | 642 |
| Dec | 156 | 84 | 96 | 29 | 43 | 8 | 6 | 928 | 1,350 | 268 | 275 | 261 | 546 |
| 2002 Jan | 233 | 117 | 86 | 56 | 42 | 12 | 13 | 1,132 | 1,691 | 226 | 405 | 332 | 728 |
| Feb | 310 | 109 | 130 | 61 | 58 | 13 | 13 | 917 | 1,610 | 378 | 321 | 286 | 625 |
| Mar | 243 | 137 | 157 | 63 | 67 | 14 | 35 | 1,177 | 1,895 | 493 | 355 | 327 | 720 |
| Apr | 312 | 162 | 138 | 47 | 55 | 11 | 54 | 1,256 | 2,034 | 520 | 406 | 374 | 734 |
| May | 283 | 135 | 122 | 54 | 50 | 10 | 41 | 1,133 | 1,829 | 328 | 433 | 345 | 723 |
| Jun | 269 | 127 | 126 | 53 | 62 | 17 | 45 | 1,143 | 1,842 | 434 | 372 | 359 | 678 |
| Jul | 303 | 168 | 137 | 54 | 37 | 10 | 43 | 1,187 | 1,938 | 373 | 421 | 416 | 728 |
| Aug | 163 | 97 | 144 | 24 | 43 | 11 | 9 | 852 | 1,342 | 256 | 319 | 230 | 537 |
| Sep | 211 | 150 | 120 | 64 | 34 | 18 | 22 | 1,046 | 1,666 | 262 | 449 | 301 | 652 |
| Oct | | | | | | | | | | | | | |
| Belgique | | | | | | | | | | | | | |
| 2001 May | 41 | 3 | 11 | 0 | - | 3 | 5 | 126 | 190 | 55 | 3 | 35 | 97 |
| Jun | 42 | 3 | 14 | 0 | - | 1 | 6 | 157 | 224 | 111 | 39 | 28 | 45 |
| Jul | 41 | 2 | 12 | 0 | 0 | 1 | 25 | 148 | 230 | 141 | 31 | 10 | 48 |
| Aug | 8 | 4 | 8 | 0 | 0 | 2 | 0 | 118 | 141 | 64 | 9 | 20 | 47 |
| Sep | 6 | 2 | 8 | 0 | - | 4 | 1 | 50 | 71 | 25 | 7 | 16 | 23 |
| Oct | 40 | 5 | 9 | 0 | 0 | 12 | 1 | 80 | 148 | 49 | 14 | 32 | 53 |
| Nov | 29 | 2 | 5 | 0 | - | 2 | 0 | 45 | 84 | 20 | 7 | 19 | 38 |
| Dec | 14 | 3 | 1 | 0 | - | 2 | 1 | 45 | 66 | 17 | 7 | 14 | 28 |
| 2002 Jan | 6 | 3 | 1 | 0 | - | 4 | 0 | 65 | 79 | 7 | 0 | 25 | 47 |
| Feb | 40 | 5 | 6 | 0 | 0 | 5 | 0 | 53 | 109 | 43 | 12 | 17 | 38 |
| Mar | 24 | 6 | 9 | 0 | - | 3 | 1 | 63 | 105 | 27 | 9 | 15 | 55 |
| Apr | 13 | 7 | 7 | 0 | 0 | 2 | 1 | 54 | 83 | 32 | 3 | 14 | 34 |
| May | 9 | 6 | 7 | 0 | - | 2 | 1 | 67 | 92 | 21 | 2 | 22 | 47 |
| Jun | 11 | 6 | 11 | 0 | - | 10 | 2 | 61 | 102 | 36 | 2 | 17 | 47 |
| Jul | 3 | 3 | 7 | 0 | - | 1 | 9 | 52 | 76 | 29 | 9 | 11 | 27 |
| Aug | 4 | 5 | 9 | 0 | - | 6 | 2 | 53 | 78 | 20 | 5 | 16 | 37 |
| Sep | 7 | 4 | 5 | 0 | - | 13 | 1 | 61 | 90 | 23 | 17 | 12 | 37 |
| Oct | 6 | 10 | 4 | 0 | - | 4 | 2 | 75 | 100 | 27 | 14 | 10 | 49 |
| Danmark | | | | | | | | | | | | | |
| 2001 May | 3 | 1 | 8 | 1 | 4 | 0 | 0 | 14 | 31 | 0 | 2 | 16 | 13 |
| Jun | 2 | 3 | 7 | 1 | 6 | - | 5 | 14 | 39 | 1 | 2 | 23 | 13 |
| Jul | 3 | 2 | 5 | 0 | 6 | 0 | 0 | 9 | 25 | 1 | 4 | 9 | 11 |
| Aug | 2 | 1 | 6 | 1 | 6 | 0 | 0 | 8 | 24 | 0 | 1 | 9 | 13 |
| Sep | - | 1 | 5 | 0 | 7 | 0 | 0 | 3 | 16 | 0 | 1 | 5 | 10 |
| Oct | - | 0 | 7 | 1 | 6 | 0 | 0 | 11 | 25 | 0 | 1 | 12 | 12 |
| Nov | 1 | 0 | 7 | 1 | 5 | - | 0 | 4 | 18 | 0 | 1 | 5 | 12 |
| Dec | - | 1 | 6 | 1 | 3 | - | 0 | 11 | 21 | 1 | 1 | 11 | 8 |
| 2002 Jan | 2 | 0 | 7 | 0 | 7 | - | 0 | 2 | 19 | - | 0 | 6 | 13 |
| Feb | 0 | 0 | 4 | 1 | 6 | - | - | 3 | 15 | 0 | 2 | 4 | 9 |
| Mar | 1 | 1 | 9 | 1 | 7 | - | 0 | 14 | 32 | 0 | 3 | 10 | 19 |
| Apr | 2 | 1 | 4 | 1 | 7 | - | 0 | 4 | 18 | 0 | 1 | 5 | 12 |
| May | 3 | 1 | 4 | 1 | 7 | 0 | 0 | 4 | 20 | 1 | 2 | 6 | 11 |
| Jun | 10 | 0 | 2 | 0 | 11 | 0 | 0 | 5 | 29 | 1 | 3 | 12 | 14 |
| Jul | 5 | 1 | 3 | 0 | 6 | 0 | 0 | 13 | 29 | 0 | 3 | 12 | 14 |
| Aug | 7 | 1 | 6 | 0 | 10 | 0 | 0 | 2 | 25 | 0 | 0 | 11 | 14 |
| Sep | - | 1 | 3 | 0 | 7 | - | 5 | 4 | 21 | 0 | 1 | 6 | 14 |
| Deutschland | | | | | | | | | | | | | |
| 2001 May | 37 | 79 | 107 | 33 | 2 | 3 | 2 | 117 | 380 | 48 | 32 | 122 | 178 |
| Jun | 34 | 62 | 135 | 26 | 0 | 3 | 2 | 123 | 384 | 65 | 53 | 96 | 171 |
| Jul | 36 | 75 | 117 | 29 | 1 | 4 | 2 | 124 | 389 | 40 | 47 | 120 | 182 |
| Aug | 25 | 64 | 110 | 22 | 1 | 3 | 2 | 111 | 339 | 43 | 37 | 88 | 171 |
| Sep | 11 | 53 | 102 | 28 | 0 | 2 | 2 | 93 | 290 | 41 | 32 | 66 | 151 |
| Oct | 20 | 58 | 109 | 33 | 5 | 2 | 2 | 99 | 327 | 51 | 23 | 77 | 176 |
| Nov | 24 | 51 | 113 | 34 | 6 | 1 | 2 | 110 | 341 | 70 | 35 | 74 | 161 |
| Dec | 14 | 39 | 75 | 17 | 5 | 1 | 2 | 67 | 219 | 37 | 20 | 64 | 98 |
| 2002 Jan | 43 | 48 | 59 | 32 | 1 | 1 | 2 | 85 | 271 | 30 | 38 | 71 | 132 |
| Feb | 8 | 39 | 95 | 38 | 5 | 2 | 1 | 68 | 255 | 41 | 21 | 60 | 134 |
| Mar | 21 | 57 | 111 | 34 | 1 | 2 | 2 | 80 | 308 | 56 | 15 | 85 | 152 |
| Apr | 20 | 80 | 115 | 27 | 3 | 2 | 2 | 120 | 369 | 48 | 26 | 121 | 174 |
| May | 16 | 67 | 91 | 25 | 1 | 1 | 2 | 80 | 283 | 36 | 26 | 82 | 138 |
| Jun | 7 | 53 | 91 | 28 | 0 | 2 | 2 | 96 | 279 | 47 | 17 | 78 | 137 |
| Jul | 18 | 81 | 101 | 29 | 1 | 1 | 3 | 88 | 321 | 59 | 18 | 88 | 156 |
| Aug | 11 | 57 | 110 | 19 | 1 | 2 | 2 | 80 | 280 | 65 | 19 | 60 | 136 |
| Sep | 32 | 65 | 88 | 31 | 1 | 2 | 1 | 68 | 289 | 50 | 33 | 77 | 129 |
| Oct | 35 | 74 | 84 | 39 | 1 | 2 | 2 | 90 | 326 | 50 | 42 | 71 | 163 |

(*) Nicht überzogen / uncoated / non revêtues

1999 / 2000 : B und L getrennte Datenerfassung / Data collected separately for B and L / Recensement individuel pour B et L

12.1 Einfuhren von EGKS-Stahlerzeugnissen aus Drittländern Imports of ECSC steel products from third countries Importations de produits sidérurgiques CECA des pays tiers



(1000 t)

| | Einfuhren nach Herkunft Imports by origin Importations par provenance | | | | | | | | | Extra-15 | | | | |
|---------|---|----|----|----|----|----|----|----------------------------|-----|--------------------------------|-------|---|----------------------------|-----|
| | RU | CZ | PL | CH | NO | US | JP | Andere Others Autres | S | Halbzeug Semis 1/2 Prod. | Coils | Bleche Plate and sheet Tôles (*) | Andere Others Autres | |
| | | | | | | | | | | | | | | |
| Ellada | | | | | | | | | | | | | | |
| 2001 | May | 3 | 1 | 0 | - | - | 0 | 0 | 95 | 98 | 26 | 25 | 11 | 36 |
| | Jun | 5 | 2 | 0 | - | 0 | 0 | 2 | 187 | 196 | 102 | 25 | 18 | 50 |
| | Jul | - | 0 | - | 0 | 0 | 0 | 3 | 71 | 74 | 14 | 24 | 6 | 30 |
| | Aug | - | 0 | - | - | 0 | 0 | 0 | 50 | 50 | 11 | 9 | 12 | 18 |
| | Sep | 6 | 0 | 1 | 0 | 1 | - | 0 | 73 | 82 | 29 | 12 | 8 | 32 |
| | Oct | - | 3 | 0 | - | 0 | 0 | 10 | 115 | 129 | 56 | 26 | 10 | 37 |
| | Nov | - | - | 0 | - | - | 0 | 12 | 69 | 81 | 9 | 34 | 11 | 27 |
| | Dec | 2 | 0 | - | 0 | - | - | 0 | 122 | 124 | 47 | 27 | 10 | 41 |
| 2002 | Jan | 1 | 2 | 1 | - | 0 | 0 | 0 | 79 | 83 | 10 | 16 | 12 | 44 |
| | Feb | 0 | 1 | 0 | - | - | - | 0 | 78 | 78 | 16 | 21 | 15 | 26 |
| | Mar | - | 2 | - | - | - | 0 | 0 | 64 | 66 | 5 | 12 | 21 | 28 |
| | Apr | 0 | 1 | 0 | - | 0 | - | - | 90 | 91 | 5 | 28 | 11 | 47 |
| | May | 3 | 0 | - | 0 | 0 | - | 2 | 68 | 74 | 10 | 15 | 7 | 41 |
| | Jun | 2 | 3 | - | 0 | - | - | 0 | 90 | 95 | 28 | 19 | 16 | 33 |
| | Jul | 3 | 11 | 1 | 0 | 0 | - | 22 | 91 | 128 | 18 | 34 | 14 | 62 |
| | Aug | 4 | 0 | 0 | 0 | - | 0 | 0 | 31 | 35 | 8 | 7 | 7 | 13 |
| | Sep | 1 | 0 | 0 | - | - | - | 0 | 62 | 63 | 5 | 22 | 12 | 24 |
| España | | | | | | | | | | | | | | |
| 2001 | May | 42 | 1 | 0 | 0 | 0 | 1 | 1 | 258 | 303 | 13 | 142 | 51 | 98 |
| | Jun | 23 | 0 | 0 | 0 | 2 | 0 | 1 | 259 | 286 | 12 | 110 | 69 | 95 |
| | Jul | 15 | 0 | 0 | 0 | 2 | 0 | 1 | 224 | 244 | 12 | 113 | 37 | 82 |
| | Aug | 11 | 1 | 2 | 0 | 0 | 0 | 0 | 125 | 140 | 6 | 55 | 17 | 62 |
| | Sep | 27 | 0 | 2 | 0 | 1 | 0 | 0 | 217 | 248 | 4 | 110 | 59 | 76 |
| | Oct | 40 | 0 | 2 | 0 | 2 | 0 | 1 | 221 | 267 | 11 | 103 | 24 | 129 |
| | Nov | 21 | 0 | 0 | 0 | 2 | 0 | 0 | 163 | 186 | 15 | 77 | 19 | 75 |
| | Dec | 25 | 0 | 3 | 0 | 1 | 0 | 0 | 130 | 159 | 11 | 20 | 53 | 76 |
| 2002 | Jan | 38 | 0 | 3 | 0 | 3 | 0 | 1 | 230 | 276 | 19 | 102 | 46 | 108 |
| | Feb | 11 | 0 | 4 | 0 | 6 | 1 | 1 | 175 | 196 | 32 | 51 | 40 | 73 |
| | Mar | 16 | 0 | - | 0 | 14 | 1 | 0 | 174 | 206 | 16 | 63 | 30 | 97 |
| | Apr | 15 | 1 | 0 | 0 | 0 | 0 | 1 | 184 | 202 | 23 | 51 | 46 | 82 |
| | May | 31 | 1 | - | 0 | 1 | 0 | 0 | 157 | 190 | 1 | 68 | 24 | 97 |
| | Jun | 26 | 0 | 1 | 0 | 1 | 1 | 0 | 166 | 196 | 6 | 83 | 38 | 68 |
| | Jul | 30 | 0 | 5 | 0 | 0 | 0 | 0 | 211 | 248 | 15 | 71 | 78 | 84 |
| | Aug | 17 | 0 | 2 | 0 | - | 0 | 0 | 158 | 177 | 20 | 54 | 36 | 67 |
| | Sep | 37 | 4 | 3 | 0 | 1 | 0 | 0 | 192 | 238 | 29 | 78 | 40 | 91 |
| France | | | | | | | | | | | | | | |
| 2001 | May | 3 | 4 | 2 | 7 | 1 | 0 | 0 | 81 | 98 | 49 | 13 | 12 | 23 |
| | Jun | 2 | 6 | 1 | 5 | - | 0 | 0 | 119 | 134 | 85 | 11 | 13 | 25 |
| | Jul | 1 | 5 | 2 | 6 | - | 0 | 0 | 166 | 180 | 115 | 22 | 16 | 27 |
| | Aug | 5 | 2 | 1 | 3 | 0 | 0 | 0 | 18 | 29 | 5 | 3 | 4 | 17 |
| | Sep | 7 | 5 | 2 | 6 | 0 | 0 | 0 | 48 | 70 | 20 | 6 | 16 | 28 |
| | Oct | 3 | 6 | 2 | 7 | 0 | 0 | 0 | 46 | 63 | 0 | 19 | 15 | 29 |
| | Nov | 1 | 6 | 2 | 6 | 1 | 0 | 0 | 22 | 37 | 2 | 7 | 10 | 18 |
| | Dec | 9 | 3 | 1 | 4 | 1 | 0 | 0 | 30 | 48 | 1 | 18 | 5 | 23 |
| 2002 | Jan | 9 | 4 | 2 | 8 | 0 | 0 | 0 | 30 | 52 | 2 | 19 | 8 | 24 |
| | Feb | 3 | 3 | 1 | 5 | 1 | 0 | 0 | 30 | 43 | 0 | 12 | 13 | 17 |
| | Mar | 8 | 5 | 1 | 6 | 1 | 1 | 0 | 97 | 119 | 61 | 24 | 8 | 25 |
| | Apr | 12 | 6 | 0 | 4 | 1 | 0 | 0 | 85 | 109 | 43 | 28 | 14 | 25 |
| | May | 4 | 3 | 1 | 6 | 0 | 0 | 25 | 56 | 95 | 50 | 13 | 11 | 21 |
| | Jun | 6 | 6 | 1 | 7 | 1 | 0 | 0 | 34 | 54 | 8 | 18 | 12 | 17 |
| | Jul | 5 | 4 | 0 | 7 | 0 | 0 | 0 | 41 | 58 | 2 | 21 | 9 | 26 |
| | Aug | 4 | 1 | 0 | 1 | 0 | 0 | 0 | 19 | 25 | 0 | 10 | 6 | 8 |
| | Sep | 7 | 5 | 1 | 8 | 1 | 0 | 0 | 53 | 76 | 2 | 31 | 12 | 31 |
| | Oct | 17 | 5 | 1 | 9 | 1 | 0 | 3 | 41 | 77 | 6 | 30 | 11 | 30 |
| Ireland | | | | | | | | | | | | | | |
| 2001 | May | - | - | 0 | - | 3 | 0 | 0 | 2 | 6 | - | 0 | 1 | 5 |
| | Jun | - | - | 1 | 0 | 4 | 0 | 0 | 10 | 16 | 0 | 0 | 2 | 14 |
| | Jul | - | - | 0 | 0 | - | 0 | 0 | 7 | 7 | 0 | 0 | 1 | 7 |
| | Aug | - | 0 | 1 | - | 0 | 0 | 0 | 5 | 7 | 0 | 0 | 1 | 6 |
| | Sep | - | 0 | 0 | 0 | - | 0 | 0 | 9 | 10 | 0 | 0 | 4 | 6 |
| | Oct | - | 0 | 0 | 0 | 2 | 0 | 0 | 6 | 9 | - | 0 | 2 | 7 |
| | Nov | - | - | 1 | 0 | 2 | 0 | - | 7 | 10 | - | 0 | 1 | 9 |
| | Dec | - | - | - | 0 | 3 | 0 | - | 8 | 12 | 0 | 0 | 0 | 11 |
| 2002 | Jan | - | 0 | 0 | - | - | 0 | 0 | 7 | 7 | 0 | 1 | 2 | 4 |
| | Feb | - | - | 0 | 0 | 2 | 0 | - | 6 | 9 | 0 | 0 | 0 | 9 |
| | Mar | - | 0 | 0 | 0 | 4 | 0 | 0 | 0 | 4 | - | 0 | 0 | 4 |
| | Apr | - | - | - | - | 0 | 0 | 0 | 5 | 5 | - | 0 | 2 | 3 |
| | May | - | 0 | 0 | 0 | 2 | 0 | 0 | 7 | 10 | - | 0 | 2 | 8 |
| | Jun | - | - | 0 | 0 | 6 | 0 | 0 | 9 | 15 | - | 0 | 1 | 14 |
| | Jul | - | - | 0 | 0 | - | 0 | - | 13 | 14 | 0 | 0 | 2 | 12 |
| | Aug | - | - | 0 | 0 | 0 | 0 | 0 | 8 | 9 | - | 0 | 1 | 8 |
| | Sep | - | - | - | - | 1 | 0 | 0 | 8 | 9 | 0 | 0 | 1 | 8 |
| | Oct | - | 1 | 1 | 0 | 9 | 0 | 0 | 15 | 27 | - | 0 | 3 | 24 |

(*) Nicht überzogen / uncoated / non revêtues

1999 / 2000 : B und L getrennte Datenerfassung / Data collected separately for B and L / Recensement individuel pour B et L

12.1 Einfuhren von EGKS-Stahlerzeugnissen aus Drittländern Imports of ECSC steel products from third countries Importations de produits sidérurgiques CECA des pays tiers



(1000 t)

| | | Einfuhren nach Herkunft Imports by origin Importations par provenance | | | | | | | Extra-15 | | | | | | |
|------------|------|---|-----|----|----|----|----|-----|----------------------------|-----|--------------------------------|-------|---|----------------------------|-----|
| | | RU | CZ | PL | CH | NO | US | JP | Andere Others Autres | S | Halbzeug Semis 1/2 Prod. | Coils | Bleche Plate and sheet Tôles (*) | Andere Others Autres | |
| | | | | | | | | | | | | | | | |
| Italia | | | | | | | | | | | | | | | |
| 2001 | May | 129 | 13 | 1 | 6 | 0 | 6 | 3 | 650 | 809 | 164 | 323 | 146 | 175 | |
| | Jun | 78 | 10 | 5 | 7 | 0 | 4 | 0 | 556 | 660 | 151 | 256 | 117 | 136 | |
| | Jul | 131 | 11 | 1 | 4 | 0 | 5 | 1 | 502 | 656 | 135 | 245 | 127 | 149 | |
| | Aug | 51 | 2 | 0 | 2 | - | 3 | 1 | 242 | 302 | 121 | 66 | 47 | 69 | |
| | Sep | 145 | 13 | 5 | 10 | 0 | 3 | 1 | 371 | 549 | 147 | 214 | 82 | 107 | |
| | Oct | 150 | 12 | 3 | 11 | 0 | 3 | 2 | 545 | 727 | 180 | 236 | 113 | 197 | |
| | Nov | 59 | 9 | 1 | 12 | 0 | 3 | 0 | 369 | 454 | 114 | 157 | 66 | 116 | |
| | Dec | 70 | 8 | 1 | 6 | 0 | 2 | 0 | 392 | 479 | 146 | 157 | 40 | 136 | |
| | 2002 | Jan | 78 | 8 | 3 | 10 | 0 | 2 | 1 | 415 | 518 | 124 | 184 | 67 | 143 |
| | | Feb | 161 | 8 | 3 | 11 | - | 4 | 1 | 303 | 490 | 168 | 141 | 56 | 125 |
| | | Mar | 57 | 12 | 2 | 18 | 0 | 6 | 1 | 456 | 551 | 152 | 182 | 79 | 138 |
| | | Apr | 102 | 13 | 1 | 10 | 0 | 4 | 1 | 470 | 600 | 167 | 199 | 74 | 160 |
| May | | 141 | 12 | 1 | 20 | 0 | 3 | 2 | 441 | 620 | 157 | 235 | 86 | 141 | |
| Jun | | 130 | 11 | 0 | 13 | 1 | 3 | 2 | 471 | 631 | 190 | 197 | 95 | 149 | |
| Jul | | 125 | 10 | 1 | 13 | 0 | 5 | 3 | 468 | 625 | 153 | 205 | 105 | 161 | |
| Aug | | 61 | 1 | 1 | 1 | 0 | 1 | 0 | 288 | 353 | 73 | 190 | 43 | 47 | |
| Sep | 92 | 12 | 7 | 20 | - | 1 | 2 | 419 | 552 | 134 | 230 | 74 | 115 | | |
| Oct | 118 | 11 | 5 | 15 | 0 | 7 | 1 | 440 | 596 | 111 | 270 | 81 | 135 | | |
| Luxembourg | | | | | | | | | | | | | | | |
| 2001 | May | - | 0 | 2 | - | - | 0 | - | 0 | 2 | 2 | - | - | 0 | |
| | Jun | - | 0 | 0 | - | - | - | 0 | 0 | 1 | 0 | - | - | 1 | |
| | Jul | 1 | 1 | - | - | - | - | 0 | - | 5 | 8 | 2 | - | 3 | |
| | Aug | 1 | 3 | 2 | 0 | - | - | 0 | 1 | 7 | 4 | - | - | 4 | |
| | Sep | - | 2 | - | - | - | - | 0 | 0 | 3 | - | - | - | 2 | |
| | Oct | 1 | 0 | - | - | - | - | 0 | 2 | 3 | 2 | 0 | 1 | 0 | |
| | Nov | - | 0 | - | - | - | - | 1 | 1 | 2 | - | 0 | 1 | 1 | |
| | Dec | 1 | 0 | - | - | - | - | 1 | 0 | 2 | 2 | - | - | 0 | |
| | 2002 | Jan | 1 | 0 | - | - | - | - | 1 | 3 | 4 | 2 | - | - | 2 |
| | | Feb | - | 0 | - | - | - | - | 0 | 1 | 2 | - | - | - | 1 |
| Mar | | 0 | 0 | 7 | 0 | - | - | 0 | 0 | 7 | 7 | - | - | 1 | |
| Apr | | - | 0 | 1 | - | - | - | - | 0 | 1 | 1 | - | - | 0 | |
| May | | - | 0 | 0 | 0 | - | - | 0 | 2 | 2 | 0 | - | - | 2 | |
| Jun | | - | 0 | 1 | - | - | - | 0 | 2 | 3 | 2 | - | - | 0 | |
| Jul | | - | 0 | 1 | - | - | - | 0 | 0 | 1 | 1 | - | - | 0 | |
| Aug | | - | 2 | - | - | - | - | 0 | 1 | 3 | - | - | - | 3 | |
| Sep | | - | 0 | 1 | - | - | - | 0 | 1 | 2 | 2 | - | - | 0 | |
| Nederland | | | | | | | | | | | | | | | |
| 2001 | May | 0 | 4 | 2 | 2 | 3 | 0 | 2 | 30 | 42 | 0 | 3 | 16 | 23 | |
| | Jun | 3 | 4 | 5 | 1 | 2 | 1 | 2 | 24 | 41 | 2 | 20 | 1 | 18 | |
| | Jul | 4 | 5 | 1 | 2 | 3 | 0 | 0 | 31 | 46 | 2 | 18 | 10 | 16 | |
| | Aug | 3 | 5 | 3 | 1 | 2 | 0 | 3 | 11 | 27 | 0 | 4 | 6 | 17 | |
| | Sep | 1 | 4 | 1 | 1 | 2 | 0 | 2 | 18 | 30 | 0 | 6 | 6 | 17 | |
| | Oct | 1 | 3 | 1 | 2 | 3 | 0 | 2 | 16 | 28 | 0 | 7 | 5 | 15 | |
| | Nov | 1 | 4 | 3 | 3 | 9 | 0 | 2 | 25 | 47 | 0 | 8 | 9 | 29 | |
| | Dec | 2 | 4 | 1 | 0 | 2 | 0 | 1 | 11 | 21 | 1 | 4 | 4 | 13 | |
| | 2002 | Jan | 3 | 4 | 1 | 3 | 4 | 0 | 2 | 33 | 50 | 0 | 6 | 14 | 30 |
| | | Feb | 0 | 4 | 3 | 2 | 4 | 0 | 4 | 18 | 36 | - | 9 | 7 | 20 |
| | | Mar | 2 | 7 | 2 | 1 | 4 | 0 | 3 | 20 | 39 | 2 | 9 | 1 | 28 |
| | | Apr | 2 | 5 | 2 | 1 | 1 | 0 | 2 | 21 | 35 | - | 10 | 7 | 18 |
| May | | 1 | 4 | 1 | 1 | 3 | 0 | 3 | 36 | 47 | 0 | 9 | 14 | 24 | |
| Jun | | 4 | 4 | 1 | 1 | 2 | 0 | 3 | 24 | 39 | 0 | 3 | 17 | 19 | |
| Jul | | 9 | 3 | 1 | 1 | 2 | 1 | 0 | 26 | 44 | 2 | 9 | 12 | 21 | |
| Aug | | 4 | 2 | 1 | 0 | 2 | 0 | 2 | 21 | 34 | 3 | 8 | 2 | 21 | |
| Sep | | 6 | 7 | 3 | 1 | 1 | 0 | 5 | 35 | 59 | - | 9 | 12 | 37 | |
| Oct | | 4 | 7 | 1 | 2 | 1 | 0 | 2 | 22 | 38 | - | 3 | 8 | 27 | |
| Österreich | | | | | | | | | | | | | | | |
| 2001 | May | 0 | 23 | 17 | 1 | - | 0 | 0 | 28 | 70 | 18 | 7 | 21 | 24 | |
| | Jun | 0 | 26 | 7 | 1 | - | 0 | 0 | 25 | 60 | 11 | 12 | 19 | 18 | |
| | Jul | 0 | 20 | 10 | 1 | - | 0 | 0 | 16 | 47 | 10 | 3 | 14 | 20 | |
| | Aug | 0 | 15 | 13 | 1 | - | 0 | 0 | 22 | 52 | 11 | 10 | 13 | 18 | |
| | Sep | 2 | 20 | 3 | 1 | - | 0 | 0 | 21 | 48 | 7 | 8 | 17 | 15 | |
| | Oct | 0 | 16 | 4 | 2 | - | 0 | 0 | 22 | 44 | 4 | 5 | 16 | 20 | |
| | Nov | 0 | 16 | 3 | 2 | - | 0 | 0 | 20 | 41 | 5 | 5 | 14 | 17 | |
| | Dec | 0 | 11 | 2 | 1 | - | 0 | 0 | 10 | 23 | 3 | 3 | 7 | 11 | |
| | 2002 | Jan | 0 | 17 | 3 | 2 | - | 0 | 0 | 15 | 38 | 3 | 6 | 8 | 20 |
| | | Feb | 0 | 21 | 8 | 3 | - | 0 | 0 | 26 | 57 | 9 | 10 | 11 | 28 |
| | | Mar | 0 | 18 | 4 | 2 | - | 0 | 0 | 20 | 44 | 5 | 7 | 13 | 20 |
| | | Apr | 0 | 19 | 3 | 2 | - | 0 | 0 | 21 | 46 | 6 | 6 | 15 | 18 |
| May | | 0 | 18 | 5 | 2 | - | 0 | 0 | 26 | 51 | 4 | 11 | 15 | 20 | |
| Jun | | 0 | 26 | 7 | 2 | 0 | 0 | 0 | 20 | 55 | 2 | 9 | 22 | 23 | |
| Jul | | 0 | 21 | 7 | 2 | - | 0 | 0 | 24 | 56 | 8 | 11 | 14 | 23 | |
| Aug | | 0 | 11 | 8 | 1 | - | 0 | 0 | 12 | 33 | 5 | 3 | 6 | 18 | |
| Sep | | 0 | 22 | 5 | 2 | 0 | 0 | 0 | 16 | 45 | 8 | 4 | 15 | 18 | |
| Oct | | 0 | 19 | 7 | 2 | - | 0 | 0 | 25 | 53 | 5 | 11 | 15 | 22 | |

(*) Nicht überzogen / uncoated / non revêtues

1999 / 2000 : B und L getrennte Datenerfassung / Data collected separately for B and L / Recensement individuel pour B et L

12.1. Einfuhren von EGKS-Stahlerzeugnissen aus Drittländern
Imports of ECSC steel products from third countries
Importations de produits sidérurgiques CECA des pays tiers



(1000 t)

| | | | Einfuhren nach Herkunft Imports by origin Importations par provenance | | | | | | | Extra-15 | | | | | | |
|----------------|---------|------|---|----|----|----|----|----|-----|----------------------------|-----|--------------------------------|-------|---|----------------------------|-----|
| | | | RU | CZ | PL | CH | NO | US | JP | Andere Others Autres | S | Halbzeug Semis 1/2 Prod. | Coils | Bleche Plate and sheet Tôles (*) | Andere Others Autres | |
| | | | | | | | | | | | | | | | | |
| Portugal | 2001 | May | 13 | 6 | - | - | - | - | 0 | 61 | 80 | - | 30 | 15 | 36 | |
| | | Jun | 10 | 12 | 11 | - | 5 | 0 | 0 | 40 | 78 | 16 | 23 | 20 | 20 | |
| | | Jul | 25 | 10 | 0 | 0 | 1 | 0 | - | 85 | 121 | 14 | 33 | 21 | 54 | |
| | | Aug | 24 | 1 | - | - | 5 | 0 | - | 69 | 98 | 16 | 32 | 10 | 40 | |
| | | Sep | 19 | 11 | - | 0 | 5 | - | 0 | 44 | 79 | 5 | 25 | 2 | 47 | |
| | | Oct | 11 | 11 | - | - | 6 | 0 | - | 52 | 80 | 7 | 17 | 13 | 43 | |
| | | Nov | 19 | 5 | - | - | 5 | 0 | 0 | 42 | 71 | 5 | 23 | 10 | 33 | |
| | | Dec | 4 | 6 | - | - | 0 | 0 | - | 30 | 41 | - | 7 | 13 | 20 | |
| | | 2002 | Jan | 30 | 11 | - | - | - | 0 | 0 | 25 | 65 | 20 | 17 | 9 | 20 |
| | | | Feb | 10 | 11 | - | - | 1 | - | 0 | 54 | 76 | - | 30 | 14 | 32 |
| | | | Mar | 24 | 13 | - | 0 | - | - | - | 55 | 92 | 22 | 12 | 17 | 41 |
| | | | Apr | 26 | 13 | - | - | 0 | 0 | - | 55 | 93 | 10 | 42 | 5 | 37 |
| | May | | 20 | 11 | 0 | - | - | 0 | - | 64 | 95 | - | 33 | 12 | 51 | |
| | Jun | | 1 | 6 | - | - | - | 0 | - | 46 | 53 | 1 | 10 | 8 | 33 | |
| | Jul | | 19 | 17 | - | - | 0 | - | - | 45 | 81 | - | 17 | 19 | 46 | |
| | Suomi | 2001 | May | 42 | 6 | 2 | 0 | 17 | 0 | 1 | 4 | 72 | 42 | 0 | 6 | 24 |
| | | | Jun | 42 | 3 | 4 | - | 16 | 0 | 0 | 5 | 70 | 37 | 0 | 13 | 20 |
| | | | Jul | 55 | 2 | 0 | 0 | 12 | 0 | 0 | 3 | 73 | 54 | 0 | 5 | 14 |
| | | | Aug | 33 | 3 | 3 | - | 13 | - | 0 | 5 | 56 | 30 | 0 | 6 | 20 |
| Sep | | | 5 | 2 | 6 | 0 | 7 | 0 | 0 | 2 | 21 | 3 | 0 | 7 | 11 | |
| Oct | | | 13 | 6 | 3 | 0 | 17 | 0 | 1 | 2 | 42 | 9 | 1 | 8 | 24 | |
| 2002 | | Nov | 22 | 5 | 1 | - | 10 | - | 0 | 2 | 41 | 19 | 0 | 4 | 18 | |
| | | Dec | 3 | 3 | 3 | 0 | 8 | 0 | 0 | 3 | 20 | - | 0 | 5 | 15 | |
| | | Jan | 8 | 1 | 2 | 0 | 6 | 0 | 0 | 4 | 21 | 7 | 1 | 3 | 10 | |
| | | Feb | 3 | 5 | 2 | 0 | 12 | - | 0 | 2 | 24 | 0 | 0 | 4 | 20 | |
| | Mar | 20 | 5 | 5 | - | 13 | 0 | 0 | 3 | 46 | 16 | 0 | 8 | 21 | | |
| | Apr | 34 | 1 | 2 | 0 | 14 | 0 | 0 | 14 | 64 | 30 | 0 | 8 | 26 | | |
| | May | 27 | 1 | 5 | 0 | 10 | - | 0 | 3 | 46 | 25 | 0 | 6 | 15 | | |
| | Jun | 41 | 2 | 3 | - | 13 | 0 | 0 | 5 | 64 | 36 | 0 | 4 | 24 | | |
| | Jul | 60 | 2 | 1 | 0 | 14 | 0 | 0 | 3 | 80 | 58 | - | 2 | 19 | | |
| | Aug | 16 | 1 | 3 | 0 | 11 | 0 | 1 | 2 | 33 | 15 | 1 | 3 | 15 | | |
| | Sep | 11 | 4 | 2 | 0 | 5 | 0 | 0 | 7 | 28 | 9 | 0 | 4 | 14 | | |
| | Oct | 24 | 6 | 2 | - | 10 | - | 1 | 3 | 45 | 23 | 0 | 5 | 17 | | |
| | Sverige | 2001 | May | - | 7 | 1 | 0 | 15 | 0 | 1 | 5 | 30 | 0 | 0 | 6 | 23 |
| | | | Jun | 0 | 6 | 2 | 0 | 15 | 0 | 1 | 14 | 37 | 0 | 1 | 8 | 28 |
| Jul | | | 0 | 1 | 0 | 0 | 5 | 0 | 1 | 1 | 8 | 0 | 0 | 2 | 7 | |
| Aug | | | 0 | 5 | 1 | 0 | 13 | 0 | 1 | 6 | 25 | 0 | 1 | 7 | 17 | |
| Sep | | | - | 7 | 1 | 0 | 12 | 0 | 1 | 8 | 29 | 0 | 0 | 8 | 20 | |
| Oct | | | - | 5 | 1 | 0 | 18 | 0 | 1 | 6 | 32 | 0 | 0 | 7 | 24 | |
| Nov | | | - | 4 | 0 | 0 | 14 | 0 | 1 | 10 | 30 | 0 | 1 | 8 | 22 | |
| Dec | | | - | 3 | 1 | 0 | 11 | 0 | 0 | 5 | 21 | 0 | 0 | 6 | 14 | |
| 2002 | | | Jan | - | 5 | 1 | 0 | 14 | 0 | 1 | 6 | 27 | 0 | 0 | 6 | 21 |
| | | | Feb | 0 | 5 | 2 | 0 | 14 | 0 | 1 | 4 | 25 | 0 | 0 | 7 | 18 |
| | | | Mar | - | 3 | 3 | 0 | 13 | 1 | 1 | 9 | 30 | 0 | 0 | 6 | 24 |
| | | | Apr | 1 | 4 | 2 | 0 | 14 | 0 | 1 | 4 | 27 | 0 | 0 | 7 | 19 |
| | | May | 1 | 4 | 1 | 0 | 13 | 0 | 1 | 19 | 40 | 0 | 0 | 7 | 33 | |
| | | Jun | 0 | 5 | 2 | 0 | 16 | 0 | 2 | 4 | 28 | 0 | 0 | 7 | 21 | |
| | | Jul | - | 1 | 2 | 0 | 6 | 0 | 1 | 7 | 16 | 1 | 0 | 3 | 12 | |
| United Kingdom | | 2001 | Aug | - | 6 | 2 | 0 | 13 | 0 | 1 | 5 | 27 | 0 | 0 | 8 | 19 |
| | | | Sep | 0 | 4 | 1 | 0 | 12 | 0 | 1 | 10 | 29 | 0 | 0 | 7 | 22 |
| | | | Oct | 0 | 6 | 1 | 0 | 13 | 0 | 1 | 11 | 32 | 0 | 0 | 9 | 23 |
| | | | May | 15 | 7 | 6 | 0 | 10 | 3 | 7 | 119 | 168 | 9 | 9 | 50 | 100 |
| | Jun | | 37 | 7 | 4 | 0 | 7 | 2 | 1 | 120 | 179 | 29 | 8 | 48 | 93 | |
| | Jul | | 15 | 8 | 6 | 2 | 9 | 4 | 3 | 90 | 137 | 9 | 4 | 35 | 89 | |
| | Aug | | 18 | 11 | 5 | 0 | 7 | 3 | 1 | 97 | 141 | 1 | 14 | 43 | 83 | |
| | Sep | | 37 | 4 | 2 | 0 | 9 | 3 | 10 | 102 | 166 | 34 | 5 | 51 | 76 | |
| | Oct | | 42 | 9 | 3 | 3 | 10 | 3 | 3 | 112 | 184 | 29 | 10 | 45 | 101 | |
| | Nov | | 11 | 7 | 4 | 1 | 9 | 3 | 5 | 82 | 123 | 4 | 14 | 39 | 66 | |
| Dec | 13 | | 4 | 1 | 0 | 8 | 2 | 1 | 63 | 93 | 3 | 11 | 28 | 51 | | |
| 2002 | Jan | | 14 | 14 | 4 | 0 | 6 | 3 | 5 | 134 | 180 | 1 | 14 | 56 | 110 | |
| | Feb | 74 | 7 | 3 | 2 | 8 | 2 | 4 | 95 | 194 | 68 | 13 | 35 | 78 | | |
| | Mar | 69 | 8 | 6 | 1 | 11 | 2 | 26 | 121 | 244 | 124 | 18 | 35 | 67 | | |
| | Apr | 85 | 14 | 1 | 2 | 14 | 2 | 46 | 129 | 291 | 155 | 12 | 45 | 80 | | |
| | May | 27 | 7 | 7 | 0 | 12 | 2 | 3 | 104 | 162 | 20 | 17 | 50 | 75 | | |
| | Jun | 30 | 5 | 4 | 1 | 12 | 1 | 34 | 112 | 199 | 78 | 11 | 32 | 78 | | |
| | Jul | 26 | 13 | 5 | 1 | 6 | 1 | 4 | 105 | 161 | 27 | 22 | 46 | 66 | | |
| | Aug | 15 | 3 | 3 | 2 | 5 | 1 | 1 | 112 | 141 | 47 | 2 | 20 | 72 | | |
| | Sep | 11 | 10 | 1 | 1 | 5 | 1 | 6 | 73 | 108 | 1 | 5 | 18 | 84 | | |
| | Oct | 41 | 10 | 2 | 3 | 10 | 1 | 34 | 168 | 270 | 142 | 13 | 26 | 88 | | |

(*) Nicht überzogen / uncoated / non revêtues

1999 / 2000 : B und L getrennte Datenerfassung / Data collected separately for B and L / Recensement individuel pour B et L

12.2 Ausfuhren von EGKS-Stahlerzeugnissen nach Drittländern
Exports of ECSC steel products to third countries
Exportations de produits sidérurgiques CECA vers les pays tiers



(1000 t)

| | | Ausfuhren nach Bestimmung Exports by destination Exportations par destination | | | | | | | | Extra-15 | | | | | | |
|-------------|------|---|-----|----|-----|----|-----|----|----|----------------------------|-------|--------------------------------|-------|---------------------------------|----------------------------|-------|
| | | US | CA | CH | NO | CN | HK | IN | JP | Andere Others Autres | S | I | | | | |
| | | | | | | | | | | | | Halbzeug Semis 1/2 Prod. | Coils | Bleche Plate Tôles (*) | Andere Others Autres | |
| EU-15 | 2001 | May | 375 | 49 | 161 | 55 | 44 | 17 | 29 | 4 | 953 | 1,686 | 166 | 178 | 375 | 968 |
| | | Jun | 337 | 48 | 169 | 84 | 53 | 20 | 27 | 4 | 901 | 1,644 | 154 | 201 | 426 | 863 |
| | | Jul | 351 | 68 | 153 | 58 | 71 | 18 | 30 | 5 | 1,089 | 1,844 | 210 | 231 | 433 | 970 |
| | | Aug | 366 | 34 | 202 | 59 | 41 | 16 | 29 | 3 | 845 | 1,595 | 174 | 154 | 410 | 858 |
| | | Sep | 302 | 62 | 145 | 59 | 36 | 9 | 29 | 3 | 815 | 1,461 | 129 | 188 | 349 | 796 |
| | | Oct | 450 | 79 | 159 | 63 | 35 | 12 | 27 | 4 | 966 | 1,794 | 145 | 258 | 408 | 983 |
| | | Nov | 438 | 74 | 128 | 66 | 40 | 11 | 30 | 4 | 956 | 1,747 | 157 | 228 | 440 | 923 |
| | | Dec | 318 | 54 | 77 | 41 | 37 | 10 | 29 | 3 | 873 | 1,442 | 159 | 265 | 311 | 707 |
| | 2002 | Jan | 321 | 30 | 113 | 66 | 34 | 8 | 25 | 4 | 865 | 1,464 | 86 | 220 | 360 | 798 |
| | | Feb | 304 | 43 | 128 | 55 | 56 | 11 | 38 | 2 | 849 | 1,485 | 142 | 179 | 334 | 830 |
| | | Mar | 223 | 49 | 142 | 57 | 59 | 9 | 33 | 6 | 1,069 | 1,646 | 134 | 146 | 404 | 962 |
| | | Apr | 195 | 79 | 122 | 56 | 123 | 13 | 25 | 2 | 997 | 1,613 | 142 | 183 | 346 | 943 |
| | | May | 335 | 87 | 132 | 55 | 115 | 14 | 23 | 2 | 1,031 | 1,795 | 208 | 237 | 376 | 975 |
| | | Jun | 308 | 79 | 148 | 53 | 67 | 15 | 23 | 3 | 1,005 | 1,701 | 99 | 225 | 356 | 1,021 |
| | | Jul | 298 | 82 | 117 | 45 | 77 | 21 | 28 | 3 | 1,164 | 1,834 | 172 | 197 | 374 | 1,090 |
| | | Aug | 368 | 46 | 114 | 59 | 59 | 19 | 41 | 2 | 986 | 1,693 | 218 | 246 | 383 | 847 |
| | | Sep | 282 | 44 | 127 | 64 | 57 | 17 | 24 | 3 | 985 | 1,602 | 225 | 189 | 367 | 821 |
| | | Oct | | | | | | | | | | | | | | |
| Belgique | 2001 | May | 10 | 4 | 6 | 4 | 3 | 2 | 8 | 0 | 81 | 119 | 6 | 21 | 32 | 60 |
| | | Jun | 33 | 8 | 12 | 4 | 5 | 2 | 5 | 1 | 75 | 144 | 8 | 31 | 49 | 56 |
| | | Jul | 29 | 6 | 10 | 4 | 4 | 2 | 7 | 0 | 94 | 155 | 7 | 40 | 52 | 56 |
| | | Aug | 15 | 2 | 10 | 5 | 4 | 1 | 6 | 0 | 67 | 110 | 1 | 17 | 43 | 49 |
| | | Sep | 18 | 6 | 10 | 4 | 3 | 0 | 6 | 0 | 88 | 136 | 10 | 33 | 40 | 53 |
| | | Oct | 60 | 7 | 7 | 4 | 3 | 2 | 4 | 0 | 83 | 169 | 7 | 42 | 54 | 65 |
| | | Nov | 80 | 9 | 6 | 4 | 2 | 1 | 3 | 0 | 66 | 171 | 2 | 35 | 85 | 49 |
| | | Dec | 44 | 3 | 6 | 3 | 4 | 0 | 4 | 0 | 86 | 150 | 5 | 57 | 41 | 46 |
| | 2002 | Jan | 21 | 1 | 9 | 3 | 2 | 0 | 4 | 0 | 76 | 117 | 9 | 19 | 43 | 46 |
| | | Feb | 33 | 2 | 8 | 4 | 2 | 0 | 5 | 0 | 84 | 139 | 23 | 28 | 39 | 49 |
| | | Mar | 36 | 1 | 10 | 3 | 1 | 2 | 5 | 0 | 96 | 155 | 3 | 12 | 60 | 80 |
| | | Apr | 15 | 1 | 8 | 6 | 6 | 2 | 3 | 0 | 96 | 136 | 14 | 13 | 57 | 52 |
| | | May | 23 | 20 | 11 | 2 | 5 | 1 | 3 | 0 | 99 | 166 | 25 | 34 | 49 | 59 |
| | | Jun | 24 | 14 | 9 | 3 | 6 | 2 | 2 | 0 | 119 | 179 | 10 | 26 | 63 | 80 |
| | | Jul | 18 | 1 | 9 | 4 | 4 | 1 | 4 | 0 | 129 | 171 | 9 | 21 | 63 | 77 |
| | | Aug | 15 | 1 | 7 | 1 | 3 | 1 | 7 | 0 | 93 | 128 | 13 | 8 | 52 | 55 |
| | | Sep | 14 | 1 | 7 | 3 | 2 | 0 | 5 | 0 | 82 | 114 | 15 | 7 | 37 | 55 |
| | | Oct | 40 | 11 | 7 | 4 | 6 | 2 | 5 | 0 | 85 | 159 | 20 | 29 | 57 | 54 |
| Danmark | 2001 | May | 0 | - | 0 | 4 | 0 | - | 0 | - | 5 | 9 | 0 | 0 | 5 | 3 |
| | | Jun | 0 | - | 0 | 5 | - | 0 | 0 | - | 4 | 9 | 0 | 0 | 5 | 3 |
| | | Jul | - | - | - | 3 | 0 | - | - | - | 6 | 9 | 0 | 0 | 6 | 3 |
| | | Aug | 0 | 0 | 0 | 6 | - | - | 0 | - | 6 | 11 | 0 | 0 | 8 | 3 |
| | | Sep | 0 | - | 0 | 7 | 0 | - | 0 | - | 4 | 11 | 0 | 0 | 8 | 3 |
| | | Oct | 0 | - | 0 | 5 | - | - | - | - | 7 | 12 | 0 | 0 | 9 | 4 |
| | | Nov | 0 | - | 0 | 4 | - | - | 0 | - | 4 | 8 | 0 | 0 | 4 | 3 |
| | | Dec | 0 | - | 0 | 6 | - | - | - | - | 8 | 14 | - | 0 | 11 | 3 |
| | 2002 | Jan | 0 | - | 0 | 6 | - | - | - | - | 4 | 10 | 0 | 0 | 8 | 2 |
| | | Feb | 0 | - | - | 4 | 0 | 0 | - | - | 7 | 11 | 0 | 0 | 8 | 3 |
| | | Mar | 0 | - | 0 | 6 | - | 0 | - | - | 6 | 12 | 0 | 0 | 9 | 4 |
| | | Apr | 0 | - | - | 5 | 0 | - | - | - | 4 | 9 | 0 | 0 | 6 | 3 |
| | | May | 0 | - | 0 | 4 | 0 | - | 0 | - | 8 | 12 | 0 | 0 | 9 | 3 |
| | | Jun | 0 | - | 0 | 4 | - | - | - | - | 8 | 12 | 0 | 0 | 5 | 7 |
| | | Jul | 0 | - | 0 | 1 | - | - | - | - | 3 | 4 | 0 | 0 | 2 | 2 |
| | | Aug | - | - | 0 | 4 | 0 | - | - | - | 16 | 19 | 7 | 0 | 5 | 7 |
| | | Sep | 0 | - | 0 | 2 | 0 | 0 | 0 | - | 7 | 9 | 4 | 0 | 2 | 3 |
| Deutschland | 2001 | May | 130 | 17 | 62 | 13 | 25 | 5 | 10 | 1 | 294 | 558 | 56 | 25 | 155 | 323 |
| | | Jun | 108 | 15 | 66 | 12 | 29 | 6 | 8 | 1 | 247 | 493 | 44 | 30 | 151 | 268 |
| | | Jul | 94 | 15 | 63 | 16 | 47 | 6 | 9 | 1 | 342 | 593 | 58 | 45 | 173 | 316 |
| | | Aug | 128 | 16 | 51 | 15 | 18 | 4 | 8 | 1 | 283 | 524 | 31 | 38 | 144 | 310 |
| | | Sep | 70 | 19 | 51 | 13 | 22 | 2 | 16 | 1 | 261 | 455 | 15 | 51 | 122 | 267 |
| | | Oct | 121 | 23 | 73 | 9 | 13 | 2 | 7 | 1 | 296 | 546 | 45 | 40 | 131 | 330 |
| | | Nov | 136 | 22 | 46 | 23 | 19 | 3 | 13 | 1 | 323 | 587 | 84 | 47 | 147 | 309 |
| | | Dec | 101 | 21 | 28 | 14 | 11 | 3 | 11 | 1 | 256 | 447 | 55 | 60 | 105 | 226 |
| | 2002 | Jan | 100 | 9 | 42 | 13 | 16 | 2 | 9 | 1 | 245 | 436 | 10 | 36 | 117 | 274 |
| | | Feb | 103 | 18 | 51 | 13 | 24 | 4 | 12 | 1 | 290 | 516 | 70 | 50 | 98 | 297 |
| | | Mar | 53 | 17 | 57 | 13 | 19 | 2 | 14 | 1 | 320 | 495 | 46 | 38 | 128 | 282 |
| | | Apr | 30 | 19 | 46 | 14 | 47 | 4 | 13 | 1 | 321 | 495 | 44 | 75 | 99 | 277 |
| | | May | 88 | 24 | 53 | 17 | 28 | 4 | 10 | 1 | 321 | 545 | 64 | 61 | 109 | 311 |
| | | Jun | 68 | 24 | 62 | 14 | 27 | 4 | 12 | 1 | 304 | 516 | 42 | 46 | 105 | 322 |
| | | Jul | 91 | 18 | 53 | 17 | 24 | 5 | 8 | 1 | 343 | 560 | 61 | 48 | 101 | 350 |
| | | Aug | 100 | 14 | 48 | 10 | 25 | 7 | 11 | 1 | 311 | 527 | 60 | 49 | 123 | 294 |
| | | Sep | 98 | 12 | 62 | 20 | 27 | 7 | 10 | 1 | 367 | 604 | 118 | 54 | 137 | 295 |
| | | Oct | 72 | 13 | 54 | 14 | 29 | 2 | 9 | 1 | 393 | 588 | 80 | 43 | 120 | 345 |

(*) Nicht überzogen / uncoated / non revêtues

1999 / 2000 : B und L getrennte Datenerfassung / Data collected separately for B and L / Recensement individuel pour B et L

12.2 Ausfuhren von EGKS-Stahlerzeugnissen nach Drittländern Exports of ECSC steel products to third countries Exportations de produits sidérurgiques CECA vers les pays tiers



(1000 t)

| | Ausfuhren nach Bestimmung Exports by destination Exportations par destination | | | | | | | | | Extra-15 | | | | | | |
|---------|---|-----|----|----|----|----|----|----|----------------------------|----------|--------------------------------|-------|---------------------------------|----------------------------|-----|-----|
| | US | CA | CH | NO | CN | HK | IN | JP | Andere Others Autres | S | Halbzeug Semis 1/2 Prod. | Coils | Bleche Plate Tôles (*) | Andere Others Autres | | |
| | | | | | | | | | | | | | | | | |
| Ellada | | | | | | | | | | | | | | | | |
| 2001 | May | 1 | - | 1 | 0 | - | - | 0 | - | 13 | 16 | - | 0 | 2 | 13 | |
| | Jun | 1 | - | 0 | - | - | - | 0 | - | 17 | 18 | - | 0 | 2 | 16 | |
| | Jul | 1 | - | 1 | 0 | 0 | 0 | - | - | 8 | 10 | - | 0 | 2 | 8 | |
| | Aug | 1 | - | 0 | - | 0 | - | - | - | 11 | 12 | 0 | 0 | 1 | 11 | |
| | Sep | 1 | 1 | 1 | 0 | - | - | 0 | - | 11 | 14 | - | 0 | 2 | 11 | |
| | Oct | 3 | - | 0 | 0 | - | - | - | - | 26 | 29 | 0 | 0 | 7 | 21 | |
| | Nov | 1 | - | 0 | 0 | - | - | - | - | 21 | 22 | - | 0 | 2 | 20 | |
| | Dec | 2 | - | 0 | - | - | - | - | - | 9 | 11 | - | 0 | 3 | 9 | |
| | 2002 | Jan | 1 | - | 0 | 0 | - | - | - | - | 18 | 19 | - | 0 | 1 | 18 |
| | | Feb | 1 | - | 0 | 0 | - | - | 0 | - | 21 | 22 | - | 0 | 6 | 15 |
| | | Mar | 1 | - | 0 | 0 | - | - | - | - | 19 | 20 | - | 0 | 1 | 19 |
| | | Apr | 0 | - | 0 | 0 | - | - | 0 | - | 25 | 26 | - | 0 | 1 | 24 |
| | | May | 1 | - | 0 | 0 | - | - | 0 | - | 17 | 17 | - | 0 | 1 | 16 |
| | | Jun | 1 | - | 0 | 0 | 1 | - | 0 | - | 19 | 21 | - | 0 | 2 | 19 |
| | | Jul | 4 | - | 0 | 0 | 0 | - | 0 | - | 22 | 26 | - | 0 | 3 | 23 |
| | | Sep | 1 | - | 0 | 0 | - | - | - | - | 14 | 16 | - | 0 | 1 | 15 |
| Spain | | | | | | | | | | | | | | | | |
| 2001 | May | 30 | 1 | 1 | 2 | 1 | 2 | 1 | - | 82 | 119 | 23 | 2 | 20 | 73 | |
| | Jun | 26 | 1 | 1 | 0 | 1 | 3 | 4 | 0 | 79 | 115 | 13 | 4 | 25 | 73 | |
| | Jul | 28 | 15 | 0 | 0 | 1 | 2 | 3 | - | 64 | 114 | 17 | 11 | 19 | 66 | |
| | Aug | 28 | 1 | 1 | 0 | 0 | 2 | 7 | - | 54 | 93 | 22 | 6 | 13 | 52 | |
| | Sep | 25 | 2 | 1 | 3 | 1 | 1 | 1 | - | 49 | 82 | 14 | 1 | 14 | 53 | |
| | Oct | 35 | 11 | 1 | 0 | 1 | 1 | 2 | 0 | 73 | 124 | 12 | 1 | 22 | 89 | |
| | Nov | 43 | 1 | 1 | 1 | 1 | 2 | 1 | - | 95 | 144 | 10 | 10 | 16 | 108 | |
| | Dec | 17 | 3 | 1 | 2 | 1 | 1 | 2 | 0 | 63 | 91 | 9 | 3 | 14 | 65 | |
| | 2002 | Jan | 27 | 5 | 1 | 0 | 1 | 2 | - | 64 | 101 | 11 | 2 | 21 | 67 | |
| | | Feb | 23 | 1 | 1 | 0 | 1 | 2 | 10 | - | 70 | 108 | 12 | 5 | 21 | 70 |
| | | Mar | 30 | 1 | 1 | 1 | 16 | 1 | 1 | 0 | 92 | 144 | 16 | 4 | 24 | 100 |
| | | Apr | 32 | 31 | 1 | 2 | 1 | 2 | 1 | - | 104 | 173 | 15 | 10 | 13 | 135 |
| | | May | 23 | 6 | 0 | 0 | 10 | 1 | 0 | - | 81 | 122 | 3 | 7 | 21 | 91 |
| | | Jun | 13 | 1 | 1 | 0 | 0 | 1 | 1 | 0 | 84 | 102 | 1 | 1 | 12 | 88 |
| | | Jul | 14 | 36 | 1 | 0 | 4 | 1 | 1 | - | 94 | 151 | 1 | 1 | 19 | 130 |
| | | Sep | 22 | 12 | 1 | 0 | 0 | 1 | 1 | - | 66 | 105 | 9 | 1 | 24 | 71 |
| France | | | | | | | | | | | | | | | | |
| 2001 | May | 71 | 13 | 28 | 1 | 1 | 1 | 3 | 0 | 90 | 209 | 17 | 52 | 34 | 107 | |
| | Jun | 48 | 14 | 29 | 2 | 2 | 1 | 3 | 0 | 130 | 228 | 22 | 56 | 63 | 88 | |
| | Jul | 52 | 12 | 22 | 1 | 3 | 1 | 3 | 0 | 87 | 182 | 16 | 46 | 34 | 86 | |
| | Aug | 53 | 4 | 22 | 1 | 1 | 0 | 2 | 0 | 96 | 179 | 45 | 45 | 15 | 74 | |
| | Sep | 58 | 14 | 21 | 1 | 1 | 1 | 2 | 0 | 75 | 173 | 28 | 37 | 29 | 79 | |
| | Oct | 74 | 19 | 21 | 2 | 2 | 1 | 7 | 0 | 104 | 229 | 32 | 58 | 44 | 95 | |
| | Nov | 38 | 23 | 17 | 1 | 2 | 0 | 3 | 0 | 102 | 186 | 24 | 35 | 47 | 80 | |
| | Dec | 47 | 8 | 8 | 1 | 3 | 1 | 3 | 0 | 71 | 141 | 0 | 55 | 25 | 60 | |
| | 2002 | Jan | 72 | 3 | 16 | 1 | 2 | 0 | 3 | 0 | 67 | 163 | 16 | 61 | 23 | 64 |
| | | Feb | 19 | 9 | 17 | 1 | 3 | 1 | 3 | 0 | 59 | 112 | 4 | 15 | 25 | 68 |
| | | Mar | 18 | 13 | 22 | 1 | 2 | 1 | 3 | 0 | 91 | 151 | 22 | 15 | 25 | 89 |
| | | Apr | 17 | 7 | 18 | 1 | 1 | 1 | 2 | 0 | 83 | 129 | 7 | 14 | 27 | 82 |
| | | May | 79 | 17 | 20 | 1 | 2 | 1 | 2 | 0 | 89 | 210 | 53 | 48 | 27 | 82 |
| | | Jun | 31 | 9 | 23 | 1 | 3 | 1 | 2 | 0 | 86 | 156 | 22 | 25 | 25 | 84 |
| | | Jul | 46 | 11 | 13 | 1 | 4 | 2 | 2 | 0 | 106 | 185 | 20 | 35 | 38 | 92 |
| | | Sep | 34 | 3 | 14 | 1 | 1 | 0 | 3 | 0 | 112 | 166 | 43 | 39 | 26 | 59 |
| Ireland | | | | | | | | | | | | | | | | |
| 2001 | May | 0 | 0 | - | - | - | - | - | - | 0 | 0 | - | - | 0 | 0 | |
| | Jun | 0 | - | 0 | - | - | - | - | - | 0 | 0 | 0 | - | - | 0 | |
| | Jul | 0 | - | - | - | - | - | - | - | 0 | 0 | 0 | 0 | - | 0 | |
| | Aug | 0 | - | - | - | - | - | - | - | 0 | 0 | - | - | 0 | 0 | |
| | Sep | 0 | - | - | - | - | - | - | - | 0 | 0 | 0 | - | 0 | 0 | |
| | Oct | 0 | - | - | - | - | - | - | - | 0 | 0 | 0 | - | 0 | 0 | |
| | Nov | 0 | - | - | - | - | - | - | - | 0 | 0 | 0 | 0 | 0 | 0 | |
| | Dec | 0 | 0 | - | - | - | - | 0 | - | - | 0 | 0 | - | 0 | 0 | |
| | 2002 | Jan | 0 | - | 0 | - | - | - | - | - | 0 | 0 | - | 0 | 0 | 0 |
| | | Feb | 0 | 0 | - | - | - | - | 0 | - | 0 | 0 | - | 0 | 0 | 0 |
| | | Mar | 0 | - | 0 | - | - | - | - | - | 0 | 0 | 0 | 0 | 0 | 0 |
| | | Apr | 0 | 0 | - | - | - | - | - | - | 0 | 0 | 0 | - | 0 | 0 |
| | | May | 0 | 0 | 0 | - | - | 0 | - | - | 0 | 0 | 0 | 0 | 0 | 0 |
| | | Jun | 0 | - | - | - | 0 | - | - | 0 | - | 0 | 0 | 0 | 0 | 0 |
| | | Jul | 0 | 0 | - | - | 0 | 0 | - | - | 0 | 0 | 0 | - | 0 | 0 |
| | | Sep | 0 | - | - | - | - | - | - | - | 0 | 0 | - | - | 0 | 0 |
| Oct | 0 | 0 | - | - | - | - | - | - | - | 0 | 0 | - | - | 0 | 0 | |

(*) Nicht überzogen / uncoated / non revêtues

1999 / 2000 : B und L getrennte Datenerfassung / Data collected separately for B and L / Recensement individuel pour B et L

12.2. Ausfuhren von EGKS-Stahlerzeugnissen nach Drittländern
Exports of ECSC steel products to third countries
Exportations de produits sidérurgiques CECA vers les pays tiers



(1000 t)

| | Ausfuhren nach Bestimmung Exports by destination Exportations par destination | | | | | | | | | Extra-15 | | | | | | |
|-------------------|---|-----|----|----|----|----|----|----|----------------------------|----------|--------------------------------|-------|---------------------------------|----------------------------|-----|-----|
| | US | CA | CH | NO | CN | HK | IN | JP | Andere Others Autres | S | I | | | | | |
| | | | | | | | | | | | Halbzeug Semis 1/2 Prod. | Coils | Bleche Plate Tôles (*) | Andere Others Autres | | |
| Italia | | | | | | | | | | | | | | | | |
| 2001 | May | 13 | 1 | 22 | 1 | 1 | 1 | 3 | 0 | 157 | 198 | 34 | 17 | 44 | 104 | |
| | Jun | 14 | 1 | 24 | 0 | 1 | 1 | 2 | 0 | 118 | 161 | 13 | 15 | 35 | 98 | |
| | Jul | 26 | 2 | 27 | 0 | 1 | 2 | 2 | 1 | 150 | 212 | 20 | 13 | 39 | 140 | |
| | Aug | 32 | 1 | 14 | 0 | 3 | 2 | 1 | 0 | 80 | 133 | 5 | 17 | 30 | 82 | |
| | Sep | 9 | 6 | 19 | 0 | 0 | 1 | 1 | 0 | 109 | 146 | 20 | 12 | 36 | 79 | |
| | Oct | 20 | 1 | 28 | 0 | 7 | 1 | 2 | 0 | 142 | 202 | 29 | 27 | 42 | 103 | |
| | Nov | 16 | 6 | 32 | 0 | 3 | 0 | 2 | 0 | 125 | 184 | 19 | 24 | 39 | 103 | |
| | Dec | 16 | 3 | 25 | 0 | 2 | 2 | 1 | 0 | 121 | 170 | 26 | 23 | 32 | 89 | |
| | 2002 | Jan | 15 | 1 | 11 | 0 | 2 | 0 | 2 | - | 124 | 156 | 22 | 26 | 26 | 82 |
| | | Feb | 21 | 2 | 21 | 1 | 7 | 0 | 2 | 0 | 120 | 174 | 12 | 35 | 37 | 90 |
| | | Mar | 9 | 1 | 23 | 0 | 7 | 0 | 3 | 0 | 165 | 210 | 29 | 24 | 46 | 111 |
| | | Apr | 16 | 3 | 19 | 0 | 33 | 0 | 2 | 0 | 104 | 177 | 28 | 25 | 33 | 91 |
| | | May | 21 | 3 | 19 | 0 | 46 | 1 | 1 | 0 | 151 | 242 | 30 | 38 | 57 | 117 |
| | | Jun | 31 | 8 | 22 | 0 | 14 | 1 | 1 | 0 | 116 | 195 | 1 | 41 | 39 | 113 |
| | | Jul | 18 | 2 | 19 | 0 | 18 | 1 | 2 | 1 | 176 | 238 | 41 | 34 | 48 | 114 |
| | | Aug | 52 | 1 | 19 | 0 | 19 | 1 | 1 | - | 145 | 238 | 71 | 36 | 42 | 89 |
| Sep | 40 | 0 | 16 | 0 | 11 | 2 | 1 | - | 105 | 176 | 29 | 40 | 30 | 77 | | |
| Oct | 41 | 29 | 21 | 0 | 8 | 2 | 1 | 0 | 122 | 223 | 45 | 31 | 50 | 98 | | |
| Luxembourg | | | | | | | | | | | | | | | | |
| 2001 | May | 23 | 3 | 8 | 5 | 0 | 1 | 0 | 0 | 28 | 68 | - | - | 0 | 68 | |
| | Jun | 16 | 2 | 6 | 5 | 1 | 1 | 0 | 0 | 18 | 49 | - | - | 1 | 48 | |
| | Jul | 23 | 7 | 9 | 5 | 0 | 0 | 0 | - | 30 | 74 | - | - | 2 | 72 | |
| | Aug | 9 | 3 | 81 | 5 | 0 | 0 | 2 | - | 27 | 126 | - | - | 73 | 53 | |
| | Sep | 13 | 3 | 8 | 1 | 1 | 0 | 0 | 0 | 29 | 55 | 0 | - | 1 | 54 | |
| | Oct | 24 | 6 | 6 | 6 | 0 | 0 | 0 | 0 | 22 | 65 | - | - | 1 | 64 | |
| | Nov | 17 | 4 | 4 | 5 | 2 | 0 | 1 | 0 | 22 | 56 | - | 0 | 0 | 56 | |
| | Dec | 7 | 4 | 1 | 2 | 0 | 0 | - | - | 14 | 29 | - | - | 0 | 29 | |
| | 2002 | Jan | 3 | 1 | 10 | 4 | 1 | 0 | 0 | - | 16 | 37 | - | - | 0 | 36 |
| | | Feb | 13 | 4 | 7 | 4 | 0 | 0 | 0 | 0 | 28 | 56 | - | - | 0 | 56 |
| | | Mar | 20 | 6 | 11 | 6 | 0 | 0 | 0 | 0 | 34 | 78 | - | - | 5 | 73 |
| | | Apr | 12 | 3 | 8 | 4 | 1 | 1 | 0 | 0 | 45 | 73 | - | - | 4 | 69 |
| May | | 33 | 6 | 7 | 5 | 0 | 0 | 0 | 0 | 25 | 77 | 1 | - | 5 | 71 | |
| Jun | | 19 | 2 | 7 | 4 | 0 | 2 | 1 | 0 | 47 | 81 | 2 | - | 1 | 78 | |
| Jul | | 22 | 1 | 6 | 4 | 1 | 3 | - | 0 | 36 | 73 | 1 | - | 1 | 71 | |
| Aug | | 18 | 6 | 3 | 3 | 1 | 3 | 1 | 0 | 23 | 57 | 1 | - | 0 | 57 | |
| Sep | 15 | 4 | 5 | 5 | 1 | 0 | 0 | - | 28 | 58 | 1 | - | 0 | 56 | | |
| Nederland | | | | | | | | | | | | | | | | |
| 2001 | May | 43 | 1 | 14 | 6 | 2 | 0 | 1 | 0 | 25 | 92 | 0 | 52 | 10 | 30 | |
| | Jun | 44 | 0 | 13 | 7 | 5 | 1 | 1 | 0 | 29 | 101 | 0 | 54 | 21 | 25 | |
| | Jul | 55 | 0 | 7 | 19 | 2 | 0 | 2 | 0 | 33 | 117 | 0 | 65 | 22 | 30 | |
| | Aug | 32 | 0 | 7 | 4 | 1 | 0 | 1 | 0 | 18 | 63 | 0 | 24 | 15 | 24 | |
| | Sep | 40 | 1 | 14 | 6 | 3 | 0 | 1 | 0 | 33 | 98 | 0 | 45 | 22 | 31 | |
| | Oct | 63 | 1 | 4 | 9 | 0 | 0 | 3 | 0 | 18 | 99 | 0 | 66 | 15 | 19 | |
| | Nov | 45 | 0 | 3 | 4 | 2 | 0 | 1 | 0 | 33 | 88 | 0 | 56 | 11 | 21 | |
| | Dec | 27 | 0 | 1 | 0 | 3 | 0 | 2 | 0 | 85 | 118 | 37 | 44 | 12 | 25 | |
| | 2002 | Jan | 16 | 0 | 3 | 8 | 1 | 0 | 2 | 0 | 24 | 55 | 0 | 23 | 11 | 21 |
| | | Feb | 40 | 0 | 3 | 4 | 12 | 0 | 2 | 0 | 34 | 97 | 11 | 37 | 24 | 27 |
| | | Mar | 9 | 3 | 2 | 3 | 3 | 1 | 2 | 2 | 34 | 59 | 0 | 14 | 12 | 33 |
| | | Apr | 28 | 0 | 2 | 0 | 21 | 1 | 2 | 0 | 28 | 82 | 20 | 23 | 19 | 19 |
| May | | 24 | 0 | 3 | 0 | 3 | 1 | 2 | 0 | 31 | 63 | 0 | 28 | 10 | 25 | |
| Jun | | 58 | 1 | 3 | 7 | 4 | 0 | 2 | 0 | 27 | 101 | 5 | 52 | 16 | 29 | |
| Jul | | 42 | 1 | 2 | 4 | 4 | 1 | 2 | 0 | 53 | 109 | 26 | 41 | 18 | 24 | |
| Aug | | 73 | 0 | 4 | 19 | 3 | 1 | 1 | 0 | 38 | 138 | 0 | 89 | 26 | 23 | |
| Sep | 27 | 1 | 3 | 11 | 5 | 0 | 3 | 0 | 23 | 74 | 0 | 35 | 15 | 24 | | |
| Oct | 35 | 1 | 1 | 9 | 3 | 0 | 2 | 1 | 30 | 82 | 4 | 33 | 20 | 25 | | |
| Osterreich | | | | | | | | | | | | | | | | |
| 2001 | May | 2 | 0 | 13 | 1 | 0 | 0 | 0 | 0 | 55 | 71 | 1 | 3 | 16 | 52 | |
| | Jun | 3 | 0 | 13 | 1 | - | 0 | 0 | 0 | 48 | 64 | 1 | 5 | 14 | 44 | |
| | Jul | 2 | 0 | 11 | 1 | 0 | 0 | 0 | 0 | 52 | 67 | 1 | 2 | 14 | 49 | |
| | Aug | 2 | 1 | 13 | 0 | 0 | 0 | 0 | 0 | 46 | 63 | 0 | 3 | 16 | 43 | |
| | Sep | 1 | 0 | 16 | 2 | 0 | 0 | 0 | 0 | 51 | 70 | 0 | 2 | 19 | 49 | |
| | Oct | 3 | 0 | 15 | 1 | 0 | 0 | 0 | 0 | 65 | 84 | 0 | 3 | 19 | 62 | |
| | Nov | 5 | 0 | 15 | 1 | 0 | 0 | 3 | 0 | 49 | 73 | 0 | 4 | 18 | 51 | |
| | Dec | 9 | 0 | 5 | 1 | 0 | 0 | 0 | 0 | 37 | 51 | 0 | 7 | 10 | 34 | |
| | 2002 | Jan | 3 | 0 | 16 | 1 | 0 | 0 | 0 | 0 | 49 | 70 | 0 | 4 | 14 | 51 |
| | | Feb | 1 | 0 | 16 | 1 | 0 | 0 | 0 | 0 | 50 | 70 | 0 | 3 | 14 | 53 |
| | | Mar | 4 | 0 | 13 | 1 | 0 | 0 | 3 | 0 | 51 | 72 | 0 | 6 | 15 | 52 |
| Apr | | 4 | 0 | 18 | 2 | 0 | 0 | 0 | 0 | 61 | 86 | 0 | 9 | 19 | 59 | |
| May | | 4 | 0 | 15 | 1 | 0 | 0 | 0 | 0 | 55 | 75 | 0 | 8 | 16 | 51 | |
| Jun | | 7 | 0 | 18 | 1 | 0 | 0 | 0 | 0 | 63 | 90 | 0 | 11 | 26 | 53 | |
| Jul | | 4 | 0 | 9 | 1 | 0 | 0 | 0 | 0 | 59 | 73 | 0 | 3 | 17 | 53 | |
| Aug | | 3 | 1 | 15 | 1 | 0 | 0 | 11 | 0 | 42 | 73 | 0 | 5 | 26 | 42 | |
| Sep | | 3 | 0 | 13 | 1 | 0 | 0 | 0 | 0 | 57 | 75 | 0 | 5 | 14 | 56 | |
| Oct | | 4 | 0 | 16 | 1 | 0 | 0 | 0 | 0 | 51 | 73 | 0 | 6 | 16 | 51 | |

(*) Nicht überzogen / uncoated / non revêtues

1999 / 2000 : B und L getrennte Datenerfassung / Data collected separately for B and L / Recensement individuel pour B et L

12.2 Ausfuhren von EGKS-Stahlerzeugnissen nach Drittländern Exports of ECSC steel products to third countries Exportations de produits sidérurgiques CECA vers les pays tiers



(1000 t)

| | | Ausfuhren nach Bestimmung Exports by destination Exportations par destination | | | | | | | | | Extra-15 | | | | | | | | |
|----------------|-----|---|----|----|----|----|----|----|----|----------------------------|----------|--------------------------------|-------|---------------------------------|----------------------------|--|--|--|--|
| | | US | CA | CH | NO | CN | HK | IN | JP | Andere Others Autres | S | I | | | | | | | |
| | | | | | | | | | | | | Halbzeug Semis 1/2 Prod. | Coils | Bleche Plate Tôles (*) | Andere Others Autres | | | | |
| Portugal | | | | | | | | | | | | | | | | | | | |
| 2001 | May | 0 | 0 | 0 | - | - | - | - | - | 7 | 7 | 0 | - | 0 | 7 | | | | |
| | Jun | 0 | 0 | - | - | 0 | - | - | - | 1 | 1 | 0 | - | 0 | 1 | | | | |
| | Jul | 0 | 1 | 0 | - | 0 | - | - | - | 3 | 4 | 0 | - | 0 | 4 | | | | |
| | Aug | 0 | 0 | - | - | 0 | - | - | - | 3 | 3 | - | 0 | 0 | 2 | | | | |
| | Sep | 0 | 2 | - | - | - | - | - | - | 1 | 4 | - | - | 0 | 3 | | | | |
| | Oct | - | 0 | 0 | - | - | - | - | - | 2 | 3 | - | - | 0 | 2 | | | | |
| | Nov | 0 | 1 | - | - | - | - | - | - | 1 | 2 | - | 0 | 0 | 2 | | | | |
| | Dec | 0 | 1 | - | - | - | - | - | - | 3 | 4 | - | - | 0 | 4 | | | | |
| 2002 | Jan | 0 | 0 | 0 | - | - | - | - | - | 3 | 3 | - | - | 0 | 3 | | | | |
| | Feb | 0 | 0 | 0 | - | - | 0 | - | - | 1 | 1 | 0 | 0 | 0 | 1 | | | | |
| | Mar | - | 0 | - | - | - | - | - | - | 1 | 1 | 0 | 0 | 0 | 1 | | | | |
| | Apr | 0 | 2 | 0 | - | 0 | - | - | 0 | 2 | 4 | - | 0 | 0 | 3 | | | | |
| | May | 0 | 3 | - | - | - | - | - | - | 2 | 5 | - | - | 0 | 5 | | | | |
| | Jun | 0 | 0 | 0 | - | 0 | 0 | - | - | 1 | 2 | 0 | 0 | 0 | 2 | | | | |
| | Jul | 0 | 0 | 0 | - | - | - | - | - | 4 | 5 | 0 | 0 | 0 | 4 | | | | |
| | Aug | 0 | 0 | - | - | 0 | - | - | - | 3 | 3 | - | 0 | 0 | 3 | | | | |
| | Sep | 0 | - | 0 | - | 0 | - | - | - | 3 | 3 | 0 | 0 | 0 | 3 | | | | |
| | Oct | 0 | 0 | 0 | - | - | - | - | - | 1 | 1 | 0 | 0 | 0 | 1 | | | | |
| Suomi | | | | | | | | | | | | | | | | | | | |
| 2001 | May | 13 | 1 | 1 | 2 | 2 | 1 | - | 0 | 36 | 55 | 11 | 3 | 16 | 25 | | | | |
| | Jun | 8 | 1 | 1 | 5 | 1 | 1 | - | 1 | 32 | 49 | 8 | 1 | 15 | 25 | | | | |
| | Jul | 1 | 1 | 0 | 2 | 2 | 1 | 0 | 0 | 39 | 48 | 0 | 5 | 17 | 25 | | | | |
| | Aug | 21 | 0 | 0 | 6 | 1 | 1 | 0 | 0 | 39 | 70 | 21 | 2 | 18 | 29 | | | | |
| | Sep | 0 | 1 | 0 | 3 | 2 | 1 | - | 0 | 34 | 42 | 0 | 3 | 16 | 23 | | | | |
| | Oct | 13 | 2 | 0 | 5 | 2 | 1 | 0 | 1 | 49 | 72 | 10 | 11 | 21 | 30 | | | | |
| | Nov | 8 | 2 | 1 | 3 | 2 | 1 | 0 | 0 | 39 | 56 | 6 | 7 | 19 | 24 | | | | |
| | Dec | 12 | 1 | 0 | 2 | 2 | 1 | 0 | 1 | 24 | 44 | 12 | 4 | 14 | 14 | | | | |
| 2002 | Jan | 10 | 1 | 1 | 3 | 2 | 1 | - | 0 | 42 | 60 | 5 | 11 | 24 | 20 | | | | |
| | Feb | 0 | 1 | 1 | 3 | 2 | 1 | 0 | 0 | 25 | 33 | 0 | 3 | 17 | 14 | | | | |
| | Mar | 7 | 1 | 0 | 4 | 1 | 1 | - | 0 | 27 | 42 | 6 | 3 | 17 | 15 | | | | |
| | Apr | 1 | 2 | 1 | 3 | 1 | 2 | - | 0 | 32 | 41 | 0 | 2 | 18 | 21 | | | | |
| | May | 13 | 1 | 0 | 5 | 11 | 2 | 0 | 0 | 35 | 68 | 22 | 2 | 19 | 25 | | | | |
| | Jun | 11 | 1 | 0 | 4 | 1 | 1 | 0 | 0 | 37 | 56 | 6 | 2 | 22 | 26 | | | | |
| | Jul | 1 | 1 | 0 | 1 | 2 | 3 | 0 | 0 | 51 | 61 | 0 | 9 | 27 | 25 | | | | |
| | Aug | 7 | 1 | 0 | 4 | 2 | 2 | - | 0 | 42 | 58 | 6 | 8 | 17 | 28 | | | | |
| | Sep | 7 | 1 | 0 | 3 | 1 | 1 | - | 0 | 32 | 46 | 6 | 2 | 16 | 22 | | | | |
| | Oct | 7 | 1 | 0 | 4 | 2 | 1 | 0 | 0 | 39 | 55 | 7 | 3 | 18 | 28 | | | | |
| Sverige | | | | | | | | | | | | | | | | | | | |
| 2001 | May | 8 | 2 | 2 | 15 | 2 | 1 | 1 | 2 | 36 | 68 | 9 | 3 | 30 | 26 | | | | |
| | Jun | 12 | 2 | 3 | 13 | 3 | 1 | 1 | 1 | 40 | 74 | 10 | 5 | 31 | 28 | | | | |
| | Jul | 10 | 1 | 1 | 6 | 4 | 1 | 1 | 1 | 30 | 55 | 5 | 2 | 26 | 22 | | | | |
| | Aug | 7 | 2 | 2 | 13 | 2 | 0 | 0 | 1 | 26 | 53 | 6 | 2 | 20 | 26 | | | | |
| | Sep | 11 | 2 | 3 | 16 | 1 | 1 | 1 | 1 | 29 | 64 | 4 | 3 | 27 | 30 | | | | |
| | Oct | 9 | 1 | 2 | 19 | 1 | 1 | 0 | 1 | 29 | 64 | 4 | 2 | 30 | 28 | | | | |
| | Nov | 16 | 2 | 3 | 17 | 2 | 1 | 1 | 1 | 31 | 73 | 5 | 9 | 35 | 25 | | | | |
| | Dec | 8 | 2 | 1 | 9 | 3 | 1 | 1 | 1 | 27 | 53 | 4 | 4 | 26 | 18 | | | | |
| 2002 | Jan | 9 | 3 | 3 | 17 | 2 | 1 | 1 | 1 | 79 | 115 | 6 | 32 | 55 | 22 | | | | |
| | Feb | 10 | 1 | 2 | 17 | 2 | 1 | 2 | 1 | 27 | 62 | 5 | 3 | 35 | 18 | | | | |
| | Mar | 6 | 1 | 2 | 15 | 5 | 0 | 0 | 1 | 73 | 103 | 5 | 27 | 50 | 21 | | | | |
| | Apr | 12 | 5 | 2 | 17 | 4 | 0 | 0 | 1 | 45 | 87 | 6 | 10 | 43 | 28 | | | | |
| | May | 7 | 3 | 3 | 16 | 3 | 1 | 1 | 1 | 35 | 69 | 5 | 4 | 32 | 28 | | | | |
| | Jun | 13 | 10 | 3 | 15 | 5 | 1 | 1 | 1 | 34 | 82 | 7 | 16 | 31 | 29 | | | | |
| | Jul | 12 | 1 | 3 | 8 | 4 | 0 | 5 | 0 | 30 | 63 | 4 | 5 | 29 | 26 | | | | |
| | Aug | 10 | 4 | 2 | 15 | 2 | 1 | 1 | 0 | 27 | 62 | 4 | 4 | 26 | 28 | | | | |
| | Sep | 11 | 2 | 2 | 16 | 3 | 0 | 1 | 1 | 40 | 75 | 6 | 4 | 37 | 28 | | | | |
| | Oct | 14 | 1 | 4 | 19 | 2 | 0 | 1 | 1 | 44 | 87 | 5 | 12 | 35 | 35 | | | | |
| United Kingdom | | | | | | | | | | | | | | | | | | | |
| 2001 | May | 30 | 5 | 3 | 2 | 6 | 3 | 2 | 0 | 47 | 97 | 8 | 0 | 11 | 78 | | | | |
| | Jun | 26 | 4 | 2 | 31 | 6 | 3 | 2 | 0 | 64 | 137 | 35 | 0 | 13 | 88 | | | | |
| | Jul | 31 | 7 | 1 | 1 | 7 | 3 | 2 | 1 | 152 | 205 | 86 | 2 | 26 | 91 | | | | |
| | Aug | 39 | 5 | 1 | 3 | 9 | 5 | 1 | 0 | 91 | 154 | 42 | 0 | 14 | 98 | | | | |
| | Sep | 56 | 6 | 1 | 1 | 2 | 2 | 1 | 0 | 41 | 110 | 37 | 0 | 13 | 61 | | | | |
| | Oct | 26 | 7 | 1 | 3 | 5 | 3 | 1 | 0 | 49 | 96 | 4 | 8 | 14 | 71 | | | | |
| | Nov | 32 | 5 | 1 | 4 | 4 | 2 | 2 | 0 | 46 | 97 | 8 | 2 | 16 | 71 | | | | |
| | Dec | 26 | 8 | 1 | 2 | 8 | 1 | 5 | 0 | 68 | 119 | 10 | 7 | 17 | 85 | | | | |
| 2002 | Jan | 43 | 7 | 1 | 7 | 5 | 1 | 1 | 0 | 55 | 122 | 6 | 6 | 18 | 91 | | | | |
| | Feb | 38 | 5 | 1 | 2 | 3 | 2 | 1 | 0 | 32 | 84 | 5 | 0 | 10 | 69 | | | | |
| | Mar | 29 | 5 | 1 | 4 | 4 | 2 | 1 | 1 | 59 | 104 | 6 | 4 | 12 | 82 | | | | |
| | Apr | 26 | 7 | 1 | 4 | 8 | 2 | 1 | 0 | 47 | 96 | 6 | 2 | 8 | 80 | | | | |
| | May | 20 | 4 | 2 | 3 | 7 | 4 | 2 | 0 | 81 | 124 | 5 | 6 | 22 | 91 | | | | |
| | Jun | 31 | 9 | 1 | 1 | 4 | 2 | 1 | 0 | 59 | 108 | 4 | 5 | 9 | 89 | | | | |
| | Jul | 26 | 8 | 2 | 4 | 10 | 4 | 4 | 0 | 57 | 114 | 8 | 1 | 9 | 97 | | | | |
| | Aug | 32 | 4 | 1 | 2 | 4 | 2 | 2 | 0 | 54 | 102 | 5 | 7 | 13 | 77 | | | | |
| | Sep | 9 | 1 | 1 | 1 | 3 | 4 | 2 | 0 | 53 | 75 | 3 | 1 | 20 | 52 | | | | |
| | Oct | 27 | 7 | 2 | 2 | 6 | 5 | 3 | 0 | 57 | 109 | 4 | 1 | 17 | 88 | | | | |

(*) Nicht überzogen / uncoated / non revêtues
1999 / 2000 : B und L getrennte Datenerfassung / Data collected separately for B and L / Recensement individuel pour B et L

13. Schrottverbrauch der Eisen-und Stahlindustrie
Consumption of scrap by the iron and steel industry
Consommation de ferraille par l'industrie sidérurgique



(1000 t)

| | | Jan | Feb | Mar | Apr | May | Jun | Jul | Aug | Sep | Oct | Nov | Dec | Total |
|----------------------------|------|-------|-------|-------|-------|-------|-------|-------|-------|-------|-------|-------|-------|--------|
| EU-15 | 1999 | 5,899 | 5,994 | 6,603 | 6,437 | 6,900 | 6,979 | 6,211 | 5,289 | 6,798 | 7,459 | 6,968 | 6,143 | 77,682 |
| | 2000 | 6,694 | 6,909 | 7,810 | 7,341 | 7,656 | 7,316 | 6,664 | 5,715 | 7,125 | 7,778 | 7,512 | 6,369 | 84,890 |
| | 2001 | 7,235 | 7,077 | 8,149 | 7,425 | 7,751 | 7,381 | 6,700 | 5,596 | | | | | |
| | 2002 | | | | | | | | | | | | | |
| EUR-12 | 1999 | 5,181 | 5,190 | 5,788 | 5,640 | 6,107 | 6,182 | 5,698 | 4,660 | 6,017 | 6,588 | 6,144 | 5,496 | 68,692 |
| | 2000 | 5,825 | 6,068 | 6,928 | 6,510 | 6,838 | 6,534 | 6,132 | 5,089 | 6,353 | 6,935 | 6,725 | 5,785 | 75,721 |
| | 2001 | 6,529 | 6,347 | 7,303 | 6,669 | 7,023 | 6,635 | 6,211 | 4,978 | 6,715 | 7,044 | 6,494 | 5,109 | 77,056 |
| | 2002 | | | | | | | | | | | | | |
| Belgique België | 1999 | 237 | 264 | 277 | 298 | 289 | 278 | 260 | 265 | 252 | 330 | 327 | 298 | 3,376 |
| | 2000 | 307 | 329 | 352 | 360 | 380 | 302 | 355 | 331 | 363 | 340 | 341 | 280 | 4,040 |
| | 2001 | 363 | 360 | 364 | 331 | 302 | 363 | 347 | 305 | 304 | 344 | 272 | 214 | 3,869 |
| | 2002 | 343 | 340 | 427 | 437 | 359 | 425 | 407 | 373 | 402 | 405 | 409 | 354 | 4,682 |
| Danmark | 1999 | 63 | 67 | 76 | 60 | 62 | 76 | 26 | 53 | 66 | 81 | 59 | 54 | 740 |
| | 2000 | 72 | 72 | 79 | 60 | 70 | 65 | 24 | 67 | 66 | 67 | 64 | 58 | 765 |
| | 2001 | 70 | 71 | 76 | 63 | 71 | 61 | 19 | 72 | | | | | |
| | 2002 | | | | | | | | | | | | | |
| Deutschland | 1999 | 1300 | 1344 | 1559 | 1417 | 1476 | 1533 | 1484 | 1461 | 1546 | 1623 | 1571 | 1286 | 17,601 |
| | 2000 | 1489 | 1561 | 1728 | 1611 | 1706 | 1659 | 1578 | 1612 | 1651 | 1781 | 1688 | 1422 | 19,486 |
| | 2001 | 1657 | 1598 | 1818 | 1665 | 1713 | 1531 | 1517 | 1481 | 1610 | 1695 | 1631 | 1303 | 19,219 |
| | 2002 | 1437 | 1535 | 1737 | 1677 | 1658 | 1692 | 1532 | 1521 | 1670 | 1683 | 1637 | | |
| Ellada | 1999 | 92 | 64 | 84 | 80 | 104 | 100 | 90 | 50 | 103 | 107 | 106 | 88 | 1,067 |
| | 2000 | 96 | 90 | 105 | 95 | 86 | 124 | 113 | 63 | 116 | 124 | 124 | 118 | 1,257 |
| | 2001 | 117 | 111 | 131 | 67 | 106 | 126 | 126 | 64 | 156 | 170 | 179 | 132 | 1,485 |
| | 2002 | 145 | 153 | 203 | 191 | 185 | 221 | 240 | 101 | 217 | 188 | 200 | 127 | 2,171 |
| España | 1999 | 925 | 896 | 982 | 994 | 1176 | 1141 | 808 | 960 | 953 | 1148 | 987 | 1198 | 12,168 |
| | 2000 | 1052 | 886 | 1234 | 1221 | 1259 | 1158 | 811 | 1090 | 1109 | 1251 | 1122 | 951 | 13,145 |
| | 2001 | 1108 | 1050 | 1297 | 1256 | 1378 | 1198 | 960 | 1068 | 1310 | 1310 | 1092 | 840 | 13,868 |
| | 2002 | | | | | | | | | | | | | |
| France | 1999 | 748 | 685 | 839 | 863 | 866 | 887 | 899 | 566 | 868 | 949 | 825 | 696 | 9,691 |
| | 2000 | 784 | 850 | 945 | 915 | 938 | 862 | 958 | 659 | 907 | 940 | 957 | 773 | 10,489 |
| | 2001 | 872 | 772 | 961 | 934 | 928 | 904 | 928 | 658 | 931 | 958 | 880 | 603 | 10,330 |
| | 2002 | 688 | 764 | 893 | 856 | 865 | 896 | 934 | 602 | | | | | |
| Ireland | 1999 | - | - | - | - | - | - | - | - | - | - | - | - | - |
| | 2000 | - | - | - | - | - | - | - | - | - | - | - | - | - |
| | 2001 | - | - | - | - | - | - | - | - | - | - | - | - | - |
| | 2002 | - | - | - | - | - | - | - | - | - | - | - | - | - |
| Italia | 1999 | 1192 | 1299 | 1381 | 1298 | 1512 | 1575 | 1454 | 804 | 1603 | 1662 | 1578 | 1316 | 16,673 |
| | 2000 | 1392 | 1640 | 1803 | 1565 | 1742 | 1714 | 1612 | 798 | 1661 | 1773 | 1719 | 1532 | 18,952 |
| | 2001 | 1692 | 1755 | 1943 | 1720 | 1832 | 1764 | 1603 | 782 | 1686 | 1787 | 1688 | 1334 | 19,586 |
| | 2002 | 1593 | 1675 | 1795 | 1677 | 1882 | 1745 | 1630 | 773 | 1831 | 1870 | 1781 | | |
| Luxembourg | 1999 | 248 | 251 | 256 | 251 | 239 | 253 | 279 | 156 | 250 | 288 | 280 | 203 | 2,954 |
| | 2000 | 239 | 271 | 296 | 269 | 284 | 273 | 268 | 127 | 131 | 226 | 283 | 261 | 2,929 |
| | 2001 | 271 | 245 | 288 | 246 | 270 | 267 | 270 | 172 | 243 | 290 | 261 | 244 | 3,067 |
| | 2002 | 252 | 261 | 272 | 259 | 275 | 260 | 266 | 177 | 247 | 279 | 280 | 207 | 3,035 |
| Nederland | 1999 | 109 | 98 | 118 | 111 | 112 | 92 | 105 | 104 | 105 | 123 | 110 | 114 | 1,301 |
| | 2000 | 119 | 102 | 117 | 116 | 84 | 95 | 110 | 100 | 92 | 111 | 102 | 97 | 1,246 |
| | 2001 | 89 | 106 | 125 | 114 | 114 | 121 | 113 | 112 | 118 | 104 | 110 | 110 | 1,335 |
| | 2002 | 128 | 104 | 130 | 102 | 84 | 104 | 114 | 104 | 129 | 129 | | | |
| Österreich | 1999 | 141 | 136 | 150 | 151 | 154 | 154 | 150 | 146 | 156 | 158 | 158 | 134 | 1,788 |
| | 2000 | 144 | 159 | 171 | 167 | 163 | 164 | 156 | 155 | 164 | 171 | 177 | 161 | 1,952 |
| | 2001 | 179 | 162 | 185 | 172 | 185 | 178 | 174 | 152 | 164 | 187 | 188 | 141 | 2,070 |
| | 2002 | 180 | 178 | 192 | 186 | 194 | 186 | 193 | 157 | 171 | 187 | | | |
| Portugal | 1999 | 70 | 56 | 72 | 64 | 66 | 65 | 73 | 41 | 57 | 73 | 71 | 50 | 758 |
| | 2000 | 72 | 68 | 71 | 68 | 70 | 70 | 75 | 41 | 30 | 82 | 75 | 65 | 788 |
| | 2001 | 57 | 74 | 69 | 39 | 64 | 56 | 67 | 66 | 65 | 70 | 67 | 64 | 758 |
| | 2002 | 69 | 64 | 68 | 66 | 77 | 78 | 99 | 91 | | | | | |
| Suomi | 1999 | 118 | 96 | 70 | 113 | 113 | 105 | 96 | 106 | 124 | 126 | 132 | 114 | 1,314 |
| | 2000 | 131 | 114 | 105 | 122 | 125 | 114 | 95 | 112 | 128 | 134 | 136 | 123 | 1,439 |
| | 2001 | 125 | 113 | 121 | 124 | 130 | 126 | 106 | 119 | 128 | 129 | 127 | 123 | 1,471 |
| | 2002 | 132 | 122 | 135 | 144 | 141 | 120 | 81 | | | | | | |
| Sverige | 1999 | 185 | 231 | 237 | 212 | 207 | 240 | 35 | 171 | 257 | 242 | 255 | 237 | 2,507 |
| | 2000 | 244 | 243 | 278 | 244 | 260 | 206 | 53 | 203 | 254 | 285 | 278 | 209 | 2,759 |
| | 2001 | 240 | 224 | 262 | 240 | 260 | 236 | 88 | 211 | 239 | 252 | 224 | 163 | 2,639 |
| | 2002 | 240 | 229 | 286 | 236 | 264 | | | | | | | | |
| United Kingdom | 1999 | 470 | 507 | 502 | 526 | 525 | 482 | 452 | 405 | 458 | 549 | 510 | 357 | 5,742 |
| | 2000 | 552 | 526 | 525 | 528 | 486 | 510 | 456 | 356 | 452 | 491 | 445 | 317 | 5,646 |
| | 2001 | 396 | 435 | 508 | 452 | 396 | 448 | 381 | 335 | 416 | 379 | 403 | 311 | 4,863 |
| | 2002 | 372 | 382 | 428 | 446 | 395 | 352 | 324 | 280 | 330 | 325 | | | |

14. Nettozugang von Schrott
Net receipts of scrap
Réceptions nettes de ferraille



(1000 t)

| | | Jan | Feb | Mar | Apr | May | Jun | Jul | Aug | Sep | Oct | Nov | Dec | Total |
|--|------|-------|-------|-------|-------|-------|-------|-------|-------|-------|-------|-------|-------|--------|
| EU-15 | 1999 | 4,207 | 4,600 | 5,187 | 4,859 | 4,946 | 5,555 | 4,997 | 3,711 | 5,105 | 5,262 | 5,211 | 4,632 | 58,271 |
| | 2000 | 4,846 | 5,708 | 6,147 | 5,202 | 6,132 | 5,767 | 5,246 | 3,981 | 5,352 | 5,749 | 6,647 | 4,904 | 65,682 |
| | 2001 | 5,694 | 5,520 | 6,013 | 5,333 | 5,967 | 5,798 | 5,368 | 4,087 | | | | | |
| | 2002 | | | | | | | | | | | | | |
| EUR-12 | 1999 | 3,806 | 4,126 | 4,664 | 4,365 | 4,485 | 5,059 | 4,676 | 3,312 | 4,655 | 4,791 | 4,691 | 4,257 | 52,889 |
| | 2000 | 4,387 | 5,186 | 5,590 | 4,728 | 5,632 | 5,257 | 4,933 | 3,618 | 4,860 | 5,262 | 6,209 | 4,625 | 60,288 |
| | 2001 | 5,300 | 5,074 | 5,462 | 4,886 | 5,551 | 5,351 | 5,056 | 3,707 | 5,064 | 5,629 | 5,098 | 3,859 | 60,035 |
| | 2002 | | | | | | | | | | | | | |
| Belgique | 1999 | 142 | 175 | 202 | 179 | 166 | 200 | 206 | 172 | 176 | 197 | 196 | 207 | 2,218 |
| | 2000 | 235 | 299 | 269 | 220 | 300 | 240 | 246 | 220 | 243 | 261 | 230 | 158 | 2,920 |
| | 2001 | 245 | 246 | 268 | 210 | 222 | 226 | 243 | 210 | 203 | 220 | 185 | 154 | 2,633 |
| België | 2002 | 225 | 257 | 299 | 318 | 262 | 289 | 309 | 249 | 289 | 274 | 236 | 192 | 3,200 |
| | 1999 | 893 | 960 | 1110 | 1028 | 979 | 1149 | 1095 | 1020 | 1168 | 1136 | 1118 | 926 | 12,582 |
| | 2000 | 1058 | 1175 | 1297 | 1185 | 1302 | 1210 | 1182 | 1143 | 1242 | 1234 | 1297 | 1052 | 14,376 |
| Deutschland | 2001 | 1240 | 1154 | 1301 | 1147 | 1178 | 1172 | 1039 | 1035 | 1160 | 1244 | 1201 | 923 | 13,796 |
| | 2002 | 1003 | 1015 | 1208 | 1251 | 1187 | 1207 | 1146 | 1125 | 1211 | 1270 | 1233 | | |
| | 1999 | 79 | 70 | 93 | 99 | 108 | 111 | 79 | 31 | 62 | 94 | 94 | 79 | 999 |
| Ellada | 2000 | 63 | 74 | 93 | 92 | 119 | 132 | 108 | 61 | 90 | 108 | 115 | 103 | 1,157 |
| | 2001 | 113 | 88 | 122 | 92 | 116 | 125 | 114 | 60 | 99 | 143 | 137 | 134 | 1,344 |
| | 2002 | 126 | 166 | 216 | 195 | 182 | 192 | 223 | 146 | 146 | 157 | 160 | 189 | 2,096 |
| España | 1999 | 771 | 803 | 908 | 840 | 948 | 992 | 799 | 643 | 807 | 869 | 850 | 955 | 10,185 |
| | 2000 | 920 | 993 | 1065 | 886 | 1119 | 1055 | 823 | 656 | 944 | 1008 | 1126 | 797 | 11,392 |
| | 2001 | 1096 | 1004 | 934 | 939 | 1178 | 1099 | 990 | 830 | 996 | 1162 | 926 | 681 | 11,834 |
| | 2002 | | | | | | | | | | | | | |
| France | 1999 | 457 | 473 | 551 | 564 | 576 | 703 | 636 | 401 | 559 | 602 | 564 | 472 | 6,558 |
| | 2000 | 513 | 628 | 711 | 566 | 678 | 646 | 678 | 489 | 564 | 675 | 717 | 531 | 7,396 |
| | 2001 | 587 | 576 | 609 | 557 | 656 | 661 | 674 | 490 | 658 | 690 | 628 | 435 | 7,222 |
| | 2002 | 455 | 496 | 613 | 671 | 624 | 629 | 690 | 397 | | | | | |
| Italia | 1999 | 1010 | 1141 | 1256 | 1143 | 1229 | 1380 | 1310 | 618 | 1348 | 1362 | 1328 | 1125 | 14,249 |
| | 2000 | 1105 | 1488 | 1617 | 1246 | 1538 | 1429 | 1361 | 677 | 1382 | 1483 | 2173 | 1490 | 16,989 |
| | 2001 | 1490 | 1506 | 1674 | 1412 | 1639 | 1537 | 1428 | 619 | 1420 | 1566 | 1435 | 1035 | 16,762 |
| | 2002 | 1441 | 1434 | 1488 | 1411 | 1589 | 1476 | 1488 | 603 | 1546 | 1617 | 1442 | | |
| Luxembourg | 1999 | 205 | 218 | 245 | 215 | 199 | 210 | 238 | 144 | 225 | 221 | 214 | 205 | 2,539 |
| | 2000 | 189 | 212 | 247 | 216 | 256 | 239 | 241 | 125 | 129 | 169 | 234 | 220 | 2,478 |
| | 2001 | 240 | 214 | 235 | 226 | 222 | 224 | 239 | 160 | 210 | 237 | 235 | 208 | 2,650 |
| | 2002 | 221 | 206 | 233 | 216 | 236 | 217 | 245 | 193 | 222 | 240 | 230 | 189 | 2,647 |
| Nederland | 1999 | 61 | 76 | 88 | 77 | 69 | 72 | 63 | 80 | 84 | 82 | 81 | 80 | 913 |
| | 2000 | 103 | 93 | 88 | 72 | 61 | 72 | 66 | 57 | 57 | 71 | 70 | 55 | 863 |
| | 2001 | 62 | 67 | 70 | 74 | 85 | 77 | 84 | 82 | 76 | 91 | 75 | 68 | 911 |
| | 2002 | 98 | 78 | 89 | 123 | 107 | 33 | 86 | 67 | 76 | 76 | | | |
| Österreich | 1999 | 76 | 105 | 96 | 113 | 105 | 119 | 125 | 107 | 100 | 104 | 114 | 97 | 1,262 |
| | 2000 | 83 | 102 | 93 | 109 | 125 | 111 | 117 | 99 | 111 | 118 | 117 | 99 | 1,285 |
| | 2001 | 103 | 114 | 119 | 117 | 133 | 123 | 135 | 108 | 112 | 130 | 129 | 108 | 1,430 |
| | 2002 | 96 | 124 | 128 | 146 | 130 | 122 | 133 | 110 | 138 | 133 | | | |
| Portugal | 1999 | 78 | 75 | 74 | 65 | 61 | 67 | 72 | 37 | 54 | 64 | 70 | 60 | 776 |
| | 2000 | 63 | 71 | 71 | 57 | 66 | 64 | 71 | 37 | 47 | 68 | 70 | 73 | 757 |
| | 2001 | 70 | 57 | 71 | 55 | 50 | 46 | 62 | 50 | 56 | 67 | 68 | 44 | 695 |
| | 2002 | 68 | 89 | 85 | 93 | 112 | 76 | 116 | 65 | | | | | |
| United Kingdom | 1999 | 265 | 313 | 335 | 334 | 303 | 303 | 280 | 247 | 259 | 309 | 341 | 223 | 3,510 |
| | 2000 | 279 | 321 | 328 | 295 | 310 | 328 | 262 | 195 | 297 | 302 | 246 | 150 | 3,312 |
| | 2001 | 216 | 283 | 340 | 258 | 232 | 280 | 255 | 206 | 299 | 220 | 283 | 168 | 3,036 |
| | 2002 | 233 | 231 | 262 | 264 | 226 | 190 | 170 | 114 | 153 | 184 | | | |
| Danmark + Ireland + Suomi + Sverige | 1999 | 170 | 192 | 230 | 202 | 204 | 250 | 94 | 210 | 262 | 223 | 241 | 201 | 2,479 |
| | 2000 | 236 | 254 | 269 | 259 | 259 | 242 | 91 | 224 | 247 | 251 | 252 | 175 | 2,758 |
| | 2001 | 232 | 211 | 270 | 247 | 257 | 229 | 106 | 237 | | | | | |
| | 2002 | | | | | | | | | | | | | |

15. Beschäftigte insgesamt
Total labour force
Ensemble de la main d' oeuvre



(x1000)

| | | Jan | Feb | Mar | Apr | May | Jun | Jul | Aug | Sep | Oct | Nov | Dec | Ø |
|----------------------------|------|-------|-------|-------|-------|-------|-------|-------|-------|-------|-------|-------|-------|-------|
| EU-15 | 1999 | 283.8 | 283.3 | 281.8 | 281.4 | 282.0 | 283.1 | 283.3 | 280.5 | 279.9 | 279.6 | 279.1 | 278.0 | 281.3 |
| | 2000 | 276.9 | 275.9 | 275.7 | 275.7 | 276.7 | 278.2 | 278.1 | 277.4 | 277.5 | 277.3 | 277.4 | 276.7 | 276.9 |
| | 2001 | 276.2 | 276.2 | 275.6 | 275.1 | 275.8 | 275.7 | 275.3 | 273.3 | 271.5 | 270.6 | 270.2 | 268.7 | 273.7 |
| | 2002 | | | | | | | | | | | | | |
| EUR-12 | 1999 | 237.0 | 236.8 | 236.5 | 236.3 | 236.9 | 237.4 | 237.9 | 236.1 | 235.8 | 235.0 | 234.9 | 234.5 | 236.3 |
| | 2000 | 234.2 | 233.4 | 233.5 | 233.9 | 234.9 | 236.1 | 236.7 | 236.4 | 237.1 | 237.0 | 237.3 | 237.0 | 235.6 |
| | 2001 | 236.0 | 236.2 | 236.1 | 235.8 | 236.6 | 236.5 | 236.3 | 235.7 | 234.5 | 233.9 | 233.6 | 232.7 | 235.3 |
| | 2002 | | | | | | | | | | | | | |
| Belgique Belgie | 1999 | 20.2 | 20.2 | 20.1 | 20.1 | 20.2 | 20.2 | 20.2 | 19.8 | 19.7 | 19.6 | 19.6 | 19.6 | 20.0 |
| | 2000 | 19.7 | 19.8 | 19.9 | 20.0 | 20.0 | 20.1 | 20.2 | 20.3 | 20.4 | 20.4 | 20.5 | 20.6 | 20.2 |
| | 2001 | 20.7 | 20.7 | 20.7 | 20.7 | 20.7 | 20.8 | 20.8 | 20.8 | 20.6 | 20.6 | 20.5 | 20.5 | 20.7 |
| | 2002 | | | | | | | | | | | | | |
| Danmark | 1999 | 1.2 | 1.3 | 1.2 | 1.2 | 1.2 | 1.3 | 1.3 | 1.3 | 1.3 | 1.3 | 1.3 | 1.3 | 1.3 |
| | 2000 | 1.2 | 1.2 | 1.2 | 1.2 | 1.1 | 1.1 | 1.1 | 1.0 | 1.0 | 1.1 | 1.1 | 1.1 | 1.1 |
| | 2001 | 1.1 | 1.1 | 1.1 | 1.1 | 1.1 | 1.1 | 1.1 | 1.1 | 1.1 | 1.1 | 1.1 | 1.1 | 1.1 |
| | 2002 | 1.1 | 1.1 | | | | | | | | | | | |
| Deutschland | 1999 | 78.7 | 78.6 | 78.3 | 77.9 | 77.7 | 77.5 | 77.5 | 77.5 | 78.0 | 77.7 | 77.6 | 77.5 | 77.9 |
| | 2000 | 77.3 | 77.2 | 77.0 | 76.8 | 76.8 | 76.8 | 77.0 | 77.3 | 77.7 | 77.4 | 77.4 | 77.3 | 77.2 |
| | 2001 | 76.9 | 76.9 | 76.8 | 76.6 | 76.3 | 76.1 | 76.1 | 76.2 | 76.7 | 76.4 | 76.3 | 76.1 | 76.5 |
| | 2002 | 75.7 | 75.4 | 75.2 | 74.8 | 74.7 | 74.5 | 73.4 | 73.5 | 73.8 | 73.6 | 73.6 | | |
| Ellada | 1999 | 2.0 | 1.9 | 1.9 | 1.9 | 1.9 | 1.9 | 1.9 | 1.9 | 1.9 | 1.9 | 1.9 | 1.9 | 1.9 |
| | 2000 | 2.0 | 2.0 | 2.0 | 2.0 | 2.1 | 2.1 | 2.1 | 2.1 | 2.1 | 2.1 | 2.2 | 2.1 | 2.1 |
| | 2001 | 2.2 | 2.2 | 2.2 | 2.2 | 2.2 | 2.2 | 2.3 | 2.3 | 2.3 | 2.3 | 2.3 | 2.3 | 2.2 |
| | 2002 | 2.2 | 2.3 | 2.3 | 2.2 | 2.3 | 2.3 | 2.3 | 2.3 | 2.3 | 2.2 | 2.2 | 2.2 | 2.3 |
| España | 1999 | 21.7 | 21.7 | 21.7 | 21.7 | 21.8 | 21.9 | 21.9 | 21.9 | 22.0 | 22.1 | 22.1 | 22.0 | 21.9 |
| | 2000 | 22.2 | 22.2 | 22.3 | 22.3 | 22.3 | 22.4 | 22.3 | 22.1 | 22.4 | 22.4 | 22.4 | 22.2 | 22.3 |
| | 2001 | 22.5 | 22.5 | 22.5 | 22.5 | 22.6 | 22.8 | 22.8 | 22.8 | 22.7 | 22.7 | 22.6 | 22.4 | 22.6 |
| | 2002 | | | | | | | | | | | | | |
| France | 1999 | 37.9 | 37.9 | 37.9 | 37.9 | 37.8 | 38.0 | 38.5 | 38.3 | 37.7 | 37.7 | 37.7 | 37.6 | 37.9 |
| | 2000 | 37.9 | 37.0 | 37.0 | 37.0 | 37.0 | 37.2 | 37.6 | 37.5 | 37.2 | 37.3 | 37.4 | 37.3 | 37.3 |
| | 2001 | 37.0 | 37.0 | 37.0 | 37.0 | 37.1 | 37.1 | 37.4 | 38.0 | 37.1 | 37.2 | 37.2 | 37.0 | 37.2 |
| | 2002 | | | | | | | | | | | | | |
| Ireland | 1999 | 0.4 | 0.4 | 0.4 | 0.4 | 0.4 | 0.4 | 0.4 | 0.4 | 0.4 | 0.4 | 0.4 | 0.4 | 0.4 |
| | 2000 | 0.4 | 0.4 | 0.4 | 0.4 | 0.4 | 0.4 | 0.4 | 0.4 | 0.4 | 0.4 | 0.4 | 0.4 | 0.4 |
| | 2001 | 0.4 | 0.4 | 0.4 | 0.4 | 0.4 | 0.4 | - | - | - | - | - | - | 0.4 |
| | 2002 | - | - | - | - | - | - | - | - | - | - | - | - | - |
| Italia | 1999 | 38.5 | 38.5 | 38.6 | 38.7 | 38.8 | 38.9 | 38.9 | 38.8 | 38.6 | 38.7 | 38.8 | 38.7 | 38.7 |
| | 2000 | 38.1 | 38.2 | 38.4 | 38.6 | 38.7 | 39.2 | 39.1 | 39.2 | 39.3 | 39.2 | 39.4 | 39.3 | 38.9 |
| | 2001 | 38.8 | 38.9 | 38.8 | 38.7 | 39.0 | 38.9 | 38.7 | 38.4 | 38.1 | 37.8 | 37.7 | 37.5 | 38.4 |
| | 2002 | 36.9 | 36.8 | 36.3 | 36.2 | 36.6 | 36.6 | 36.7 | 36.7 | 36.7 | 36.8 | 36.9 | | |
| Luxembourg | 1999 | 4.1 | 4.0 | 4.0 | 4.0 | 4.0 | 4.1 | 4.1 | 4.1 | 4.2 | 4.2 | 4.2 | 4.2 | 4.1 |
| | 2000 | 4.1 | 4.1 | 4.1 | 4.1 | 4.2 | 4.2 | 4.2 | 4.2 | 4.2 | 4.2 | 4.2 | 4.2 | 4.2 |
| | 2001 | 4.1 | 4.1 | 4.1 | 4.1 | 4.2 | 4.2 | 4.2 | 4.2 | 4.2 | 4.2 | 4.3 | 4.3 | 4.2 |
| | 2002 | | | | | | | | | | | | | |
| Nederland | 1999 | 11.9 | 11.8 | 11.8 | 11.8 | 11.7 | 11.7 | 11.7 | 11.7 | 11.7 | 11.6 | 11.6 | 11.7 | 11.7 |
| | 2000 | 11.6 | 11.6 | 11.6 | 11.6 | 11.6 | 11.5 | 11.5 | 11.5 | 11.5 | 11.5 | 11.5 | 11.4 | 11.5 |
| | 2001 | 11.5 | 11.4 | 11.4 | 11.4 | 11.3 | 11.3 | 11.3 | 11.2 | 11.2 | 11.2 | 11.2 | 11.2 | 11.3 |
| | 2002 | 11.1 | 11.1 | 11.1 | 11.0 | 11.0 | 11.0 | 10.9 | 10.9 | 10.9 | | | | |
| Österreich | 1999 | 12.0 | 12.0 | 12.0 | 12.0 | 11.9 | 11.9 | 11.9 | 11.8 | 12.0 | 11.9 | 11.9 | 11.8 | 11.9 |
| | 2000 | 11.8 | 11.7 | 11.7 | 11.7 | 11.7 | 11.7 | 11.6 | 11.6 | 11.7 | 11.7 | 11.7 | 11.7 | 11.7 |
| | 2001 | 11.7 | 11.7 | 11.6 | 11.6 | 11.6 | 11.6 | 11.6 | 11.6 | 11.8 | 11.8 | 11.7 | 11.7 | 11.7 |
| | 2002 | 11.5 | 11.5 | 11.5 | 11.5 | 11.5 | | | | | | | | |
| Portugal | 1999 | 1.8 | 1.7 | 1.7 | 1.7 | 1.7 | 1.7 | 1.7 | 1.6 | 1.6 | 1.6 | 1.6 | 1.6 | 1.7 |
| | 2000 | 1.6 | 1.6 | 1.5 | 1.5 | 1.5 | 1.5 | 1.5 | 1.5 | 1.5 | 1.5 | 1.5 | 1.4 | 1.5 |
| | 2001 | 1.4 | 1.4 | 1.4 | 1.4 | 0.7 | 0.7 | 0.7 | 0.7 | 0.7 | 0.6 | 0.6 | 0.6 | 0.9 |
| | 2002 | 0.6 | 0.6 | | | | | | | | | | | |
| Suomi | 1999 | 8.0 | 8.0 | 8.0 | 8.2 | 9.0 | 9.4 | 9.4 | 8.4 | 8.2 | 7.6 | 7.6 | 7.6 | 8.3 |
| | 2000 | 7.6 | 7.7 | 7.7 | 7.9 | 8.8 | 9.2 | 9.2 | 8.9 | 8.8 | 8.9 | 8.9 | 9.0 | 8.6 |
| | 2001 | 9.0 | 9.0 | 9.1 | 9.2 | 10.5 | 10.4 | 10.4 | 9.6 | 9.1 | 9.1 | 9.2 | 9.2 | 9.5 |
| | 2002 | | | | | | | | | | | | | |
| Sverige | 1999 | 13.3 | 13.2 | 13.2 | 13.1 | 13.3 | 13.9 | 13.7 | 13.0 | 12.8 | 13.2 | 12.8 | 12.8 | 13.2 |
| | 2000 | 12.8 | 12.8 | 12.8 | 13.0 | 13.1 | 13.7 | 13.8 | 13.2 | 13.2 | 13.1 | 13.1 | 13.1 | 13.2 |
| | 2001 | 13.1 | 13.1 | 13.1 | 13.2 | 13.5 | 14.0 | 14.0 | 13.3 | 12.7 | 12.7 | 12.6 | 12.5 | 13.2 |
| | 2002 | 12.5 | 12.5 | 12.5 | 12.6 | 12.7 | 13.6 | 13.5 | 12.6 | 12.6 | 12.5 | 12.5 | 12.5 | 12.7 |
| United Kingdom | 1999 | 32.2 | 32.1 | 30.9 | 30.7 | 30.6 | 30.5 | 30.3 | 30.1 | 30.0 | 30.1 | 30.1 | 29.5 | 30.6 |
| | 2000 | 28.7 | 28.5 | 28.1 | 27.6 | 27.6 | 27.3 | 26.5 | 26.7 | 26.2 | 26.1 | 25.9 | 25.5 | 27.1 |
| | 2001 | 26.0 | 25.8 | 25.4 | 25.0 | 24.6 | 24.2 | 24.0 | 23.2 | 23.2 | 23.0 | 22.9 | 22.4 | 24.1 |
| | 2002 | 22.3 | 22.2 | 22.1 | 21.9 | | | | | | | | | |

16. Zugänge insgesamt
Total entrants
Entrées totales



| | | Jan | Feb | Mar | Apr | May | Jun | Jul | Aug | Sep | Oct | Nov | Dec | Total |
|----------------------------|------|-------|-------|-------|-------|-------|--------|-------|-------|-------|-------|-------|-------|--------|
| EU-15 | 1999 | 3,084 | 1,723 | 1,841 | 2,176 | 2,803 | 3,501 | 3,146 | 2,216 | 3,380 | 2,468 | 1,786 | 1,786 | 29,910 |
| | 2000 | 7,022 | 2,214 | 3,224 | 2,418 | 2,895 | 11,680 | 3,986 | 2,638 | 3,572 | 2,929 | 2,047 | 2,152 | 46,777 |
| | 2001 | 5,074 | 2,745 | 2,050 | 2,565 | 3,453 | 4,288 | 3,392 | 2,597 | 3,586 | 1,969 | 1,659 | 2,322 | 35,700 |
| | 2002 | | | | | | | | | | | | | |
| EUR-12 | 1999 | 2,949 | 1,575 | 1,620 | 1,845 | 2,336 | 2,460 | 2,739 | 1,665 | 2,768 | 1,991 | 1,531 | 1,556 | 25,035 |
| | 2000 | 6,527 | 2,049 | 2,555 | 2,000 | 2,610 | 10,819 | 3,318 | 2,433 | 3,303 | 2,661 | 1,844 | 1,956 | 42,075 |
| | 2001 | 4,204 | 2,515 | 1,909 | 2,383 | 3,069 | 3,592 | 3,122 | 2,265 | 3,189 | 1,856 | 1,555 | 2,250 | 31,909 |
| | 2002 | | | | | | | | | | | | | |
| Belgique België | 1999 | 130 | 93 | 102 | 94 | 283 | 303 | 230 | 182 | 318 | 181 | 139 | 206 | 2,261 |
| | 2000 | 302 | 182 | 172 | 249 | 170 | 165 | 415 | 194 | 262 | 209 | 154 | 251 | 2,725 |
| | 2001 | 249 | 158 | 154 | 151 | 179 | 202 | 228 | 147 | 112 | 203 | 110 | 860 | 2,753 |
| | 2002 | | | | | | | | | | | | | |
| Danmark | 1999 | 16 | 23 | 15 | 22 | 17 | 37 | 62 | 33 | 29 | 11 | 22 | 14 | 301 |
| | 2000 | 6 | 5 | - | 2 | 2 | 6 | 13 | 30 | 22 | 22 | 27 | 19 | 154 |
| | 2001 | 25 | 31 | 25 | 11 | 27 | 25 | 81 | 29 | 25 | 17 | 25 | 9 | 330 |
| | 2002 | 12 | 15 | | | | | | | | | | | |
| Deutschland | 1999 | 525 | 546 | 256 | 448 | 270 | 488 | 671 | 530 | 946 | 512 | 328 | 233 | 5,753 |
| | 2000 | 551 | 612 | 862 | 328 | 321 | 461 | 770 | 834 | 1,123 | 456 | 221 | 316 | 6,855 |
| | 2001 | 576 | 581 | 385 | 489 | 566 | 452 | 869 | 707 | 1,132 | 387 | 244 | 238 | 6,626 |
| | 2002 | 547 | 448 | 320 | 288 | 231 | 381 | 553 | 605 | 967 | 376 | 313 | | |
| Ellada | 1999 | 20 | 11 | 12 | 9 | 19 | 44 | 26 | 27 | 79 | 25 | 48 | 15 | 335 |
| | 2000 | 76 | 28 | 52 | 81 | 98 | 113 | 106 | 100 | 74 | 107 | 86 | 84 | 1,005 |
| | 2001 | 93 | 16 | 28 | 27 | 23 | 48 | 105 | 39 | 21 | 18 | 26 | 5 | 449 |
| | 2002 | 14 | 10 | 15 | 10 | 22 | 51 | 36 | 14 | 11 | 20 | 15 | 13 | 231 |
| España | 1999 | 518 | 357 | 392 | 371 | 405 | 317 | 360 | 302 | 409 | 407 | 360 | 405 | 4,603 |
| | 2000 | 587 | 338 | 417 | 277 | 265 | 317 | 405 | 361 | 422 | 237 | 332 | 375 | 4,333 |
| | 2001 | 694 | 732 | 411 | 338 | 315 | 589 | 399 | 261 | 315 | 259 | 295 | 174 | 4,782 |
| | 2002 | | | | | | | | | | | | | |
| France | 1999 | 982 | 118 | 171 | 141 | 109 | 323 | 757 | 358 | 318 | 183 | 162 | 155 | 3,777 |
| | 2000 | 1,122 | 130 | 132 | 138 | 159 | 282 | 639 | 333 | 446 | 861 | 372 | 205 | 4,819 |
| | 2001 | 1,268 | 228 | 237 | 183 | 165 | 1,157 | 572 | 271 | 409 | 278 | 168 | 146 | 5,082 |
| | 2002 | | | | | | | | | | | | | |
| Ireland | 1999 | - | - | - | - | - | - | - | - | - | - | - | - | - |
| | 2000 | - | - | - | - | - | - | - | - | - | - | - | - | - |
| | 2001 | - | - | - | - | - | - | - | - | - | - | - | - | - |
| | 2002 | - | - | - | - | - | - | - | - | - | - | - | - | - |
| Italia | 1999 | 476 | 222 | 431 | 468 | 276 | 298 | 353 | 108 | 178 | 409 | 248 | 245 | 3,712 |
| | 2000 | 3,422 | 548 | 674 | 607 | 561 | 8,897 | 693 | 486 | 503 | 512 | 444 | 502 | 17,849 |
| | 2001 | 946 | 529 | 447 | 429 | 739 | 573 | 680 | 707 | 724 | 516 | 506 | 613 | 7,409 |
| | 2002 | 1,060 | 670 | 647 | 742 | 877 | 722 | 704 | 455 | 316 | 513 | 423 | | |
| Luxembourg | 1999 | 92 | 33 | 19 | 27 | 35 | 48 | 57 | 7 | 67 | 44 | 29 | 21 | 479 |
| | 2000 | 57 | 23 | 32 | 42 | 42 | 31 | 30 | 12 | 63 | 7 | 29 | 20 | 388 |
| | 2001 | 73 | 23 | 32 | 42 | 42 | 31 | 30 | 12 | 63 | 7 | 29 | 20 | 404 |
| | 2002 | | | | | | | | | | | | | |
| Nederland | 1999 | 13 | 15 | 12 | 10 | 10 | 16 | 8 | 9 | 31 | 26 | 20 | 80 | 250 |
| | 2000 | 50 | 20 | 41 | 20 | 18 | 11 | 33 | 14 | 48 | 24 | 27 | 30 | 336 |
| | 2001 | 77 | 44 | 40 | 34 | 36 | 36 | 25 | 27 | 58 | 58 | 47 | 20 | 502 |
| | 2002 | 37 | 22 | 22 | 21 | 19 | 22 | 20 | 19 | 38 | | | | |
| Österreich | 1999 | 35 | 62 | 56 | 34 | 17 | 12 | 63 | 47 | 230 | 53 | 32 | 16 | 657 |
| | 2000 | 47 | 60 | 46 | 45 | 45 | 24 | 58 | 23 | 235 | 69 | 53 | 46 | 751 |
| | 2001 | 88 | 108 | 77 | 490 | 28 | 32 | 64 | 27 | 237 | 36 | 28 | 44 | 1,259 |
| | 2002 | 52 | 74 | 68 | 100 | 45 | | | | | | | | |
| Portugal | 1999 | - | 7 | 2 | 7 | 5 | 2 | 7 | 4 | 3 | 19 | 7 | 2 | 65 |
| | 2000 | 6 | 13 | 2 | 4 | 1 | 8 | 4 | 6 | 4 | 19 | 3 | 3 | 73 |
| | 2001 | 3 | - | - | 14 | 19 | - | - | 1 | 1 | - | 1 | - | 39 |
| | 2002 | 9 | 1 | | | | | | | | | | | |
| Suomi | 1999 | 158 | 111 | 167 | 236 | 907 | 609 | 207 | 91 | 189 | 132 | 158 | 178 | 3,143 |
| | 2000 | 307 | 95 | 125 | 209 | 930 | 510 | 165 | 70 | 123 | 160 | 123 | 124 | 2,941 |
| | 2001 | 137 | 96 | 98 | 186 | 957 | 472 | 150 | 66 | 117 | 94 | 101 | 130 | 2,604 |
| | 2002 | | | | | | | | | | | | | |
| Sverige | 1999 | 28 | 41 | 44 | 87 | 243 | 810 | 72 | 63 | 105 | 41 | 91 | 98 | 1,723 |
| | 2000 | 83 | 100 | 122 | 186 | 154 | 710 | 175 | 74 | 100 | 110 | 86 | 104 | 2,004 |
| | 2001 | 114 | 100 | 90 | 136 | 333 | 629 | 99 | 67 | 75 | 58 | 41 | 22 | 1,764 |
| | 2002 | 52 | 38 | 68 | 145 | 222 | 926 | 124 | 69 | 109 | 58 | 68 | 63 | 1,942 |
| United Kingdom | 1999 | 91 | 84 | 162 | 222 | 207 | 194 | 273 | 455 | 478 | 425 | 142 | 118 | 2,851 |
| | 2000 | 406 | 60 | 547 | 230 | 129 | 145 | 480 | 101 | 147 | 136 | 90 | 73 | 2,544 |
| | 2001 | 731 | 99 | 26 | 35 | 24 | 42 | 90 | 236 | 297 | 38 | 38 | 41 | 1,697 |
| | 2002 | 155 | 91 | 25 | 311 | | | | | | | | | |

17. Abgänge insgesamt
Total leavers
Sorties totales



| | | Jan | Feb | Mar | Apr | May | Jun | Jul | Aug | Sep | Oct | Nov | Dec | Total |
|----------------------------|------|-------|-------|-------|-------|-------|--------|-------|-------|-------|-------|-------|-------|--------|
| EU-15 | 1999 | 4,896 | 2,135 | 3,380 | 2,546 | 2,214 | 2,450 | 2,955 | 4,866 | 4,001 | 2,686 | 1,925 | 2,920 | 36,974 |
| | 2000 | 8,097 | 3,140 | 3,462 | 2,531 | 1,870 | 10,340 | 3,871 | 3,399 | 3,638 | 3,153 | 1,879 | 2,923 | 48,303 |
| | 2001 | 5,494 | 2,752 | 2,571 | 3,128 | 3,228 | 3,891 | 3,386 | 5,573 | 4,294 | 2,868 | 2,101 | 3,806 | 43,092 |
| | 2002 | | | | | | | | | | | | | |
| EUR-12 | 1999 | 4,477 | 1,765 | 1,912 | 2,047 | 1,780 | 1,910 | 2,237 | 3,448 | 3,109 | 2,268 | 1,653 | 1,952 | 28,558 |
| | 2000 | 6,885 | 2,856 | 2,369 | 1,643 | 1,609 | 9,750 | 2,464 | 2,497 | 2,824 | 2,768 | 1,533 | 2,236 | 39,434 |
| | 2001 | 5,149 | 2,376 | 2,012 | 2,616 | 2,783 | 3,233 | 2,955 | 3,507 | 3,673 | 2,501 | 1,844 | 3,135 | 35,784 |
| | 2002 | | | | | | | | | | | | | |
| Belgique België | 1999 | 172 | 139 | 126 | 108 | 258 | 297 | 193 | 624 | 408 | 241 | 99 | 223 | 2,888 |
| | 2000 | 189 | 110 | 125 | 110 | 126 | 159 | 191 | 143 | 166 | 150 | 106 | 133 | 1,708 |
| | 2001 | 96 | 182 | 131 | 155 | 185 | 174 | 206 | 158 | 286 | 232 | 160 | 911 | 2,876 |
| | 2002 | | | | | | | | | | | | | |
| Danmark | 1999 | 12 | 16 | 18 | 21 | 16 | 19 | 55 | 36 | 22 | 15 | 20 | 24 | 274 |
| | 2000 | 25 | 43 | 20 | 39 | 41 | 25 | 18 | 70 | 22 | 18 | 14 | 25 | 360 |
| | 2001 | 13 | 20 | 24 | 19 | 24 | 19 | 86 | 25 | 27 | 23 | 21 | 18 | 319 |
| | 2002 | 28 | 12 | | | | | | | | | | | |
| Deutschland | 1999 | 1456 | 640 | 536 | 882 | 511 | 670 | 647 | 524 | 464 | 803 | 482 | 329 | 7,944 |
| | 2000 | 747 | 721 | 1019 | 510 | 352 | 489 | 518 | 557 | 732 | 690 | 297 | 372 | 7,004 |
| | 2001 | 954 | 636 | 454 | 662 | 929 | 585 | 892 | 636 | 656 | 653 | 370 | 371 | 7,798 |
| | 2002 | 999 | 697 | 553 | 695 | 372 | 510 | 1661 | 574 | 634 | 512 | 344 | | |
| Ellada | 1999 | 30 | 43 | 52 | 24 | 17 | 29 | 30 | 46 | 63 | 21 | 45 | 35 | 435 |
| | 2000 | 11 | 25 | 44 | 33 | 40 | 84 | 88 | 119 | 51 | 88 | 66 | 110 | 759 |
| | 2001 | 23 | 20 | 20 | 51 | 27 | 23 | 21 | 19 | 37 | 39 | 19 | 13 | 312 |
| | 2002 | 40 | 32 | 12 | 19 | 16 | 14 | 19 | 28 | 57 | 44 | 8 | 5 | 294 |
| España | 1999 | 468 | 349 | 422 | 304 | 295 | 254 | 385 | 275 | 348 | 277 | 350 | 515 | 4,242 |
| | 2000 | 424 | 272 | 349 | 230 | 266 | 289 | 457 | 399 | 300 | 236 | 305 | 612 | 4,139 |
| | 2001 | 480 | 727 | 417 | 304 | 229 | 401 | 383 | 288 | 332 | 324 | 304 | 451 | 4,640 |
| | 2002 | | | | | | | | | | | | | |
| France | 1999 | 1060 | 108 | 138 | 140 | 217 | 183 | 220 | 543 | 914 | 217 | 168 | 262 | 4,170 |
| | 2000 | 776 | 1083 | 124 | 138 | 119 | 130 | 226 | 386 | 754 | 782 | 313 | 239 | 5,070 |
| | 2001 | 1592 | 171 | 214 | 182 | 117 | 1133 | 235 | 387 | 617 | 235 | 166 | 277 | 5,326 |
| | 2002 | | | | | | | | | | | | | |
| Ireland | 1999 | - | - | - | - | - | - | - | - | - | - | - | - | - |
| | 2000 | - | - | - | - | - | - | - | - | - | - | - | - | - |
| | 2001 | - | - | - | - | - | - | - | - | - | - | - | - | - |
| | 2002 | - | - | - | - | - | - | - | - | - | - | - | - | - |
| Italia | 1999 | 546 | 197 | 344 | 329 | 230 | 205 | 364 | 185 | 340 | 287 | 202 | 298 | 3,527 |
| | 2000 | 4037 | 426 | 494 | 392 | 527 | 8397 | 729 | 382 | 379 | 578 | 280 | 568 | 17,189 |
| | 2001 | 1440 | 374 | 527 | 589 | 425 | 661 | 917 | 992 | 992 | 771 | 619 | 870 | 9,177 |
| | 2002 | 1631 | 740 | 1220 | 754 | 544 | 735 | 573 | 425 | 357 | 405 | 287 | | |
| Luxembourg | 1999 | 302 | 56 | 15 | 23 | 37 | 19 | 23 | 12 | 10 | 8 | 30 | 15 | 550 |
| | 2000 | 185 | 30 | 16 | 9 | 4 | 11 | 9 | 11 | 36 | 15 | 5 | 12 | 343 |
| | 2001 | 222 | 30 | 16 | 9 | 4 | 11 | 9 | 11 | 36 | 15 | 5 | 12 | 380 |
| | 2002 | | | | | | | | | | | | | |
| Nederland | 1999 | 50 | 34 | 41 | 43 | 44 | 33 | 21 | 40 | 61 | 47 | 41 | 37 | 492 |
| | 2000 | 58 | 38 | 45 | 43 | 53 | 47 | 38 | 43 | 41 | 54 | 49 | 43 | 552 |
| | 2001 | 67 | 45 | 63 | 80 | 72 | 68 | 61 | 58 | 64 | 80 | 53 | 58 | 769 |
| | 2002 | 65 | 58 | 56 | 63 | 67 | 55 | 58 | 39 | 68 | | | | |
| Österreich | 1999 | 185 | 65 | 86 | 66 | 50 | 48 | 81 | 83 | 101 | 139 | 41 | 33 | 978 |
| | 2000 | 135 | 94 | 63 | 86 | 55 | 30 | 89 | 48 | 114 | 74 | 58 | 62 | 908 |
| | 2001 | 123 | 115 | 90 | 485 | 38 | 45 | 55 | 45 | 77 | 51 | 68 | 31 | 1,223 |
| | 2002 | 328 | 73 | 62 | 56 | 51 | | | | | | | | |
| Portugal | 1999 | 33 | 24 | 32 | 21 | 20 | 10 | 19 | 22 | 19 | 21 | 17 | 17 | 255 |
| | 2000 | 50 | 9 | 28 | 36 | 10 | 13 | 14 | 12 | 15 | 21 | 9 | 23 | 240 |
| | 2001 | 23 | 9 | 13 | 32 | 698 | 14 | 12 | 8 | 5 | 15 | 4 | 7 | 840 |
| | 2002 | 11 | 13 | | | | | | | | | | | |
| Suomi | 1999 | 175 | 110 | 120 | 107 | 101 | 162 | 254 | 1094 | 381 | 207 | 178 | 188 | 3,077 |
| | 2000 | 273 | 48 | 62 | 56 | 57 | 101 | 105 | 397 | 236 | 80 | 45 | 62 | 1,522 |
| | 2001 | 129 | 67 | 67 | 67 | 59 | 118 | 164 | 905 | 571 | 86 | 76 | 134 | 2,443 |
| | 2002 | | | | | | | | | | | | | |
| Sverige | 1999 | 77 | 96 | 96 | 121 | 112 | 146 | 245 | 820 | 291 | 96 | 76 | 123 | 2,299 |
| | 2000 | 99 | 72 | 104 | 39 | 38 | 81 | 160 | 623 | 150 | 87 | 84 | 136 | 1,673 |
| | 2001 | 86 | 93 | 75 | 63 | 69 | 118 | 135 | 715 | 346 | 90 | 79 | 161 | 2,030 |
| | 2002 | 61 | 57 | 51 | 54 | 61 | 108 | 188 | 935 | 181 | 108 | 73 | 102 | 1,979 |
| United Kingdom | 1999 | 330 | 258 | 1354 | 357 | 306 | 375 | 418 | 562 | 579 | 307 | 176 | 821 | 5,843 |
| | 2000 | 1088 | 169 | 969 | 810 | 182 | 484 | 1229 | 209 | 642 | 280 | 248 | 526 | 6,836 |
| | 2001 | 246 | 263 | 460 | 430 | 352 | 521 | 210 | 1326 | 248 | 254 | 157 | 492 | 4,959 |
| | 2002 | 256 | 76 | 118 | 337 | | | | | | | | | |

Vierteljährlicher Anhang

(ersetzt ab 2002 die vierteljährliche Veröffentlichung)

Quarterly Annex

(replaces from on 2002 the quarterly edition)

Annexe trimestrielle

(remplace à partir de 2002 le supplément trimestrielle)

INHALTSVERZEICHNIS

| <u>Tabelle</u> | | <u>Seite</u> |
|---|---|--------------|
| <u>1. Erzeugung und Werkslieferung :</u> | | |
| 1.1 | Roheisenerzeugung | 48 |
| 1.2 | Rohstahlerzeugung | 48 |
| 1.3 | Erzeugung nach Stahl Qualität | 51 |
| 1.4 | Erzeugung von warmgewalzten Stahlerzeugnissen (EU) | 52 |
| 1.5 | Erzeugung von Strangguss | 55 |
| 1.6 | Erzeugnisse aus Warmwalzerzeugnissen hergestellt | 56 |
| 1.7 | Flacherzeugnisse mit Oberflächenveredelung | 58 |
| 1.8 | Erzeugung vor Stahlrohren | 60 |
| 1.9 | Werkslieferungen (EU) an unlegiertem Stahl nach Mitgliedstaaten | 61 |
| 1.10 | Werkslieferungen (EU) an legiertem Stahl nach Mitgliedstaaten | 61 |
| <u>2. Handel :</u> | | |
| 2.1 | Aussenhandel (EU) | 64 |
| 2.2 | Aussenhandel an Stahl nach Herkunft und Bestimmung (EU) | 66 |
| 2.3 | Einfuhr und Ausfuhr an Schrott (EU) | 67 |
| 2.4 | Einfuhr an Eisenerz (EU) | 67 |

SYMBOLE

| | |
|-------------|--|
| - | Null (nichts) |
| 0 | unbedeutend (im allgemeinen weniger als die Hälfte der kleinsten in der betreffenden Reihe verwendeten Einheit oder Dezimalzahl) |
| : | Kein Nachweis vorhanden |
| Kursivdruck | geschätzte Angabe |
| p | vorläufige Angabe |
| r | berichtigte Angabe |
| Mio | Million |
| Mrd | Milliarde |
| I oder _ | Bruch der statistischen Zahlenreihe |
| % | Prozent |
| ∅ | Durchschnitt |
| < | weniger als |
| > | mehr als |
| ∑ | insgesamt |
| E | "davon" : vollständige Aufgliederung einer Summe |
| ∈ | "darunter" : teilweise Aufgliederung einer Summe |
| ----->20xx | bis Jahr 20xx |
| 20xx-----> | seit Jahr 20xx |

CONTENTS

| <u>Table</u> | | <u>Page</u> |
|--------------|--|-------------|
| | <u>1. Production and works deliveries :</u> | |
| 1.1 | Pig iron production | 48 |
| 1.2 | Crude steel production | 48 |
| 1.3 | Production by steel quality | 51 |
| 1.4 | Production of hot rolled steel products (EU) | 52 |
| 1.5 | Production of continuously cast products | 55 |
| 1.6 | Products obtained from hot rolled products | 56 |
| 1.7 | Coated flat products | 58 |
| 1.8 | Production of steel tube | 60 |
| 1.9 | Works deliveries (EU) of non-alloy steel by member state | 61 |
| 1.10 | Works deliveries (EU) of alloy steel by member state | 61 |
| | <u>2. Trade :</u> | |
| 2.1 | Foreign trade (EU) | 64 |
| 2.2 | Foreign trade in steel by origin and destination (EU) | 66 |
| 2.3 | Imports and exports of scrap (EU) | 67 |
| 2.4 | Imports of iron ore (EU) | 67 |

SYMBOLS

| | |
|---------------|---|
| - | Nil |
| 0 | Negligible (generally less than half the smallest unit or decimal of the heading) |
| : | Figure not available |
| <i>italic</i> | Figure estimated |
| p | Provisional figure |
| r | Revised figure |
| Mio | Million |
| Mrd | Thousand million |
| or _ | Break in series |
| % | Percentage |
| ∅ | Average |
| < | Less than |
| > | More than |
| Σ | Total |
| E | "comprising": complete break-down of a total |
| ∈ | "among which": partial break-down of a total |
| ----->20xx | to year 20xx |
| 20xx-----> | from year 20xx |

TABLE DE MATIERES

| <u>Tableau</u> | | <u>Page</u> |
|---|---|-------------|
| <u>1. Production et livraison des usines :</u> | | |
| 1.1 | Production de fonte brute | 48 |
| 1.2 | Production d'acier brut | 48 |
| 1.3 | Production par qualité d'acier | 51 |
| 1.4 | Production de produits d'acier laminés à chaud (UE) | 52 |
| 1.5 | Production de produits de coulée continue | 55 |
| 1.6 | Produits obtenus par transformation de produits à chaud | 56 |
| 1.7 | Produits plats obtenus par revêtement | 58 |
| 1.8 | Production de tubes d'acier | 60 |
| 1.9 | Livraisons d'acier non-alliés des usines (UE) par Pays Membre | 61 |
| 1.10 | Livraisons d'acier alliés des usines (UE) par Pays Membre | 61 |
| <u>2. Commerce :</u> | | |
| 2.1 | Commerce extérieur (UE) | 64 |
| 2.2 | Commerce extérieur d'acier par provenance et destination (UE) | 66 |
| 2.3 | Importations et exportations de ferrailles (UE) | 67 |
| 2.4 | Importations de minerai de fer (UE) | 67 |

SYMBOLES

| | |
|------------|---|
| - | Néant |
| 0 | Donnée très faible (généralement inférieure à la moitié de la dernière unité ou décimale des nombres mentionnés sous la rubrique) |
| : | Donnée non disponible |
| italique | Donnée estimée |
| p | Donnée provisoire |
| r | Donnée rectifiée |
| Mio | Million |
| Mrd | Milliard |
| ou _ | Rupture de série |
| % | Pourcentage |
| ∅ | Moyenne |
| < | Inférieur à |
| > | Supérieur à |
| Σ | Total |
| E | "soit": présence de toutes les subdivisions du groupe général |
| ∈ | "dont": présence de certaines subdivisions détaillées |
| ----->20xx | jusqu'en 20xx |
| 20xx-----> | depuis 20xx |

ABKÜRZUNGEN / ABBREVIATIONS / ABBREVIATIONS

| | |
|-----------|---|
| BR | Brasilien / Brazil / Brésil |
| CA | Kanada / Canada / Canada |
| CN | China / China / Chine |
| JP | Japan / Japan / Japon |
| LR | Liberia / Liberia / Libéria |
| MR | Mauretanien / Mauritania / Mauritanie |
| VE | Venezuela / Venezuela / Vénézuéla |
| ZA | Republik Südafrika / Rep. of South Africa / Rep. d'Afrique du Sud |

ACHTUNG / ATTENTION / ATTENTION

Aufgrund von Rundungen der entsprechenden Werte kann es dazu führen, dass die Summe der einzelnen Länderdaten vom Gesamtwert für Europa abweicht, ebenso wie die Summe der einzelnen Monate vom Jahreswert abweichen kann.

Because data is rounded, the sum of individual countries may differ from the European total; similarly the sum of different periods may differ from the annual total.

Suite à des arrondis sur les valeurs, la somme des pays individuels peut différer du total européen, tout comme le total des périodes peut différer du total annuel.

1

Erzeugung und Werkslieferung

Production and works deliveries

Production et livraison des usines

1.1.

Roheisenerzeugung

Pig iron production

| | B | DK | D | EL | E | F | IRL | I | L | NL |
|------|-------|----|--------|----|-------|--------|-----|--------|---|-------|
| 1999 | 8,430 | - | 27,934 | - | 4,058 | 13,558 | - | 10,622 | - | 5,307 |
| 2000 | 8,471 | - | 30,845 | - | 4,059 | 13,622 | - | 11,224 | - | 4,970 |
| 2001 | 7,732 | - | 29,184 | - | 4,094 | 12,004 | - | 10,650 | - | 5,305 |
| 2001 | | | | | | | | | | |
| Oct | 554 | - | 2,482 | - | 364 | 869 | - | 869 | - | 430 |
| Nov | 567 | - | 2,393 | - | 361 | 884 | - | 785 | - | 473 |
| Dec | 656 | - | 2,140 | - | 316 | 847 | - | 904 | - | 470 |
| 2002 | | | | | | | | | | |
| Jan | 650 | - | 2,265 | - | 362 | 995 | - | 813 | - | 515 |
| Feb | 664 | - | 2,196 | - | 335 | 1,024 | - | 768 | - | 431 |
| Mar | 743 | - | 2,558 | - | 332 | 1,150 | - | 874 | - | 505 |
| Apr | 704 | - | 2,353 | - | 334 | 1,132 | - | 850 | - | 373 |
| May | 596 | - | 2,484 | - | 325 | 1,162 | - | 807 | - | 292 |
| Jun | 670 | - | 2,510 | - | 326 | 1,082 | - | 826 | - | |
| Jul | 629 | - | 2,619 | - | 357 | 1,145 | - | 827 | - | 474 |
| Aug | 711 | - | 2,556 | - | 358 | 1,104 | - | 788 | - | 462 |
| Sep | 723 | - | 2,437 | - | 354 | 1,102 | - | 816 | - | 505 |
| Oct | 712 | - | 2,508 | - | 398 | 1,089 | - | 813 | - | 497 |
| Nov | 600 | - | 2,448 | - | 320 | 1,108 | - | 789 | - | 466 |
| Dec | 572 | - | 2,485 | - | 170 | 1,124 | - | 785 | - | 500 |

(1) Einschliesslich Spiegeleisen und kohlenstoffreiches Ferromangan auch aus Elektro-Roheisenöfen, jedoch ohne sonstige Ferrolegerungen und ohne umgeschmolzenes Roheisen

(1) Net production (excluding remelted pig-iron), including spiegel and high-carbon ferro-manganese from the blast furnace and electric smelting furnaces, without other ferro-alloys

1.2.

Rohstahlerzeugung

Crude steel production

| | B | DK | D | EL | E | F | IRL | I | L | NL |
|------|--------|-----|--------|-------|--------|--------|-----|--------|-------|-------|
| 1999 | 10,931 | 730 | 42,061 | 951 | 14,888 | 20,225 | 337 | 24,701 | 2,600 | 6,075 |
| 2000 | 11,637 | 800 | 46,376 | 1,088 | 15,840 | 21,001 | 359 | 26,475 | 2,571 | 5,666 |
| 2001 | 10,763 | 751 | 44,775 | 1,281 | 16,500 | 19,431 | 150 | 26,483 | 2,725 | 6,037 |
| 2001 | | | | | | | | | | |
| Oct | 826 | 65 | 3,899 | 145 | 1,532 | 1,604 | - | 2,383 | 260 | 481 |
| Nov | 788 | 64 | 3,707 | 152 | 1,337 | 1,550 | - | 2,166 | 233 | 528 |
| Dec | 818 | 42 | 3,141 | 110 | 1,069 | 1,255 | - | 1,931 | 218 | 529 |
| 2002 | | | | | | | | | | |
| Jan | 897 | 66 | 3,413 | 132 | 1,280 | 1,500 | - | 2,138 | 221 | 585 |
| Feb | 900 | 50 | 3,494 | 136 | 1,188 | 1,599 | - | 2,160 | 233 | 482 |
| Mar | 1,039 | 59 | 3,987 | 177 | 1,491 | 1,809 | - | 2,349 | 242 | 576 |
| Apr | 1,039 | 63 | 3,738 | 170 | 1,515 | 1,765 | - | 2,227 | 226 | 430 |
| May | 820 | 72 | 3,876 | 157 | 1,495 | 1,822 | - | 2,365 | 244 | 340 |
| Jun | 967 | 63 | 3,893 | 186 | 1,474 | 1,762 | - | 2,230 | 236 | 426 |
| Jul | 929 | 19 | 3,842 | 177 | 1,122 | 1,797 | - | 2,206 | 246 | 540 |
| Aug | 1,033 | - | 3,771 | 90 | 1,309 | 1,507 | - | 1,296 | 171 | 510 |
| Sep | 1,019 | - | 3,783 | 189 | 1,532 | 1,761 | - | 2,361 | 223 | 577 |
| Oct | 995 | - | 3,866 | 159 | 1,574 | 1,780 | - | 2,373 | 252 | 570 |
| Nov | 915 | - | 3,777 | 171 | 1,374 | 1,778 | - | 2,309 | 253 | 532 |
| Dec | 839 | - | 3,557 | 96 | 1,008 | 1,620 | - | 1,934 | 190 | 577 |

(1) Blöcke, Strangguss und Flüssigstahl, einschliesslich Erzeugung von Flüssigstahl für Stahlguss der unabhängigen Stahlgiesereien.

(2) Auf den Kalendermonat bzw. das Kalenderjahr umgerechnet.

(3) Einschliesslich Erzeugung der unabhängigen Stahlgiesereien, die nicht vom American Iron and Steel Institute erfasst werden.

(1) Ingots, continuously cast products and liquid steel for castings, including production of liquid steel for casting in independent foundries.

(2) Adjusted to calendar months and years.

(3) Including production of independent steel foundries not surveyed by the American Iron and Steel Institute.

1.1.

Production de fonte brute

(1000 t)

| A | P | FIN | S | UK | EU-15 | EUR-12 | US | JP | CN | |
|-------|-----|-------|-------|--------|--------|--------|--------|--------|---------|------|
| 3,913 | 389 | 2,950 | 3,212 | 12,012 | 92,386 | 77,162 | 46,389 | 74,521 | 125,044 | 1999 |
| 4,318 | 380 | 2,971 | 3,146 | 10,989 | 94,996 | 80,862 | 47,709 | 81,071 | 130,534 | 2000 |
| 4,375 | 82 | 2,813 | 3,614 | 9,861 | 89,714 | 76,239 | 42,104 | 78,835 | 144,114 | 2001 |
| | | | | | | | | | | 2001 |
| 370 | - | 246 | 332 | 809 | 7,324 | 6,183 | 3,481 | 6,387 | 12,411 | Oct |
| 379 | - | 239 | 322 | 663 | 7,066 | 6,081 | 2,905 | 6,261 | 12,478 | Nov |
| 321 | - | 254 | 324 | 666 | 6,897 | 5,907 | 2,654 | 6,550 | 12,835 | Dec |
| | | | | | | | | | | 2002 |
| 397 | - | 252 | 330 | 717 | 7,296 | 6,249 | 3,169 | 6,743 | 12,928 | Jan |
| 381 | - | 231 | 299 | 681 | 7,009 | 6,030 | 3,001 | 6,043 | 12,622 | Feb |
| 399 | - | 251 | 324 | 726 | 7,861 | 6,812 | 3,280 | 6,609 | 13,703 | Mar |
| 396 | - | 249 | 325 | 719 | 7,436 | 6,392 | 3,157 | 6,563 | 13,654 | Apr |
| 425 | - | 255 | 338 | 759 | 7,445 | 6,347 | 3,251 | 6,970 | 14,236 | May |
| 385 | - | 233 | 302 | 642 | 7,337 | 6,393 | 3,277 | 6,709 | 14,144 | Jun |
| 385 | - | 151 | 211 | 726 | 7,525 | 6,587 | 3,496 | 6,906 | 14,201 | Jul |
| 362 | - | 193 | 266 | 712 | 7,511 | 6,533 | 3,580 | 7,010 | 14,200 | Aug |
| 362 | - | 215 | 325 | 731 | 7,571 | 6,514 | 3,634 | 6,774 | 14,227 | Sep |
| 390 | - | 262 | 333 | 738 | 7,740 | 6,669 | 3,645 | 6,980 | 14,644 | Oct |
| 394 | - | 259 | 320 | 708 | 7,413 | 6,385 | 3,366 | 6,827 | 14,528 | Nov |
| 392 | - | 262 | 332 | 719 | 7,341 | 6,290 | 3,400 | 6,846 | 15,463 | Dec |

(1) Productionnette(sans fonterepassée),y compris fontespiegel et ferromanganèse carburé au haut fourneau et au four électrique à fonte, mais sans autres ferro-alliages

1.2.

Production d'acier brut

(1000 t)

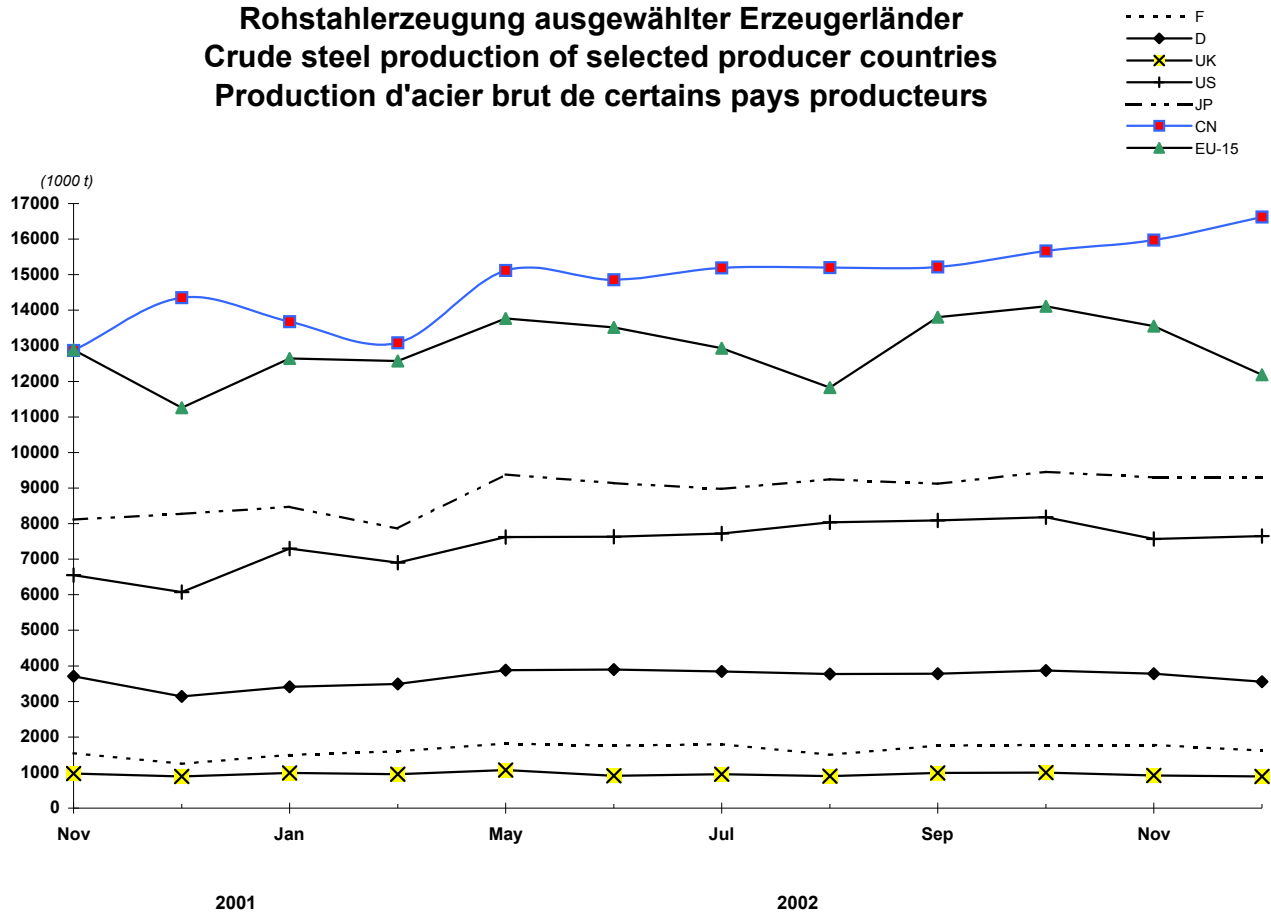
| A | P | FIN | S | UK (2) | EU-15 | EUR-12 | US (3) | JP | CN | |
|-------|-------|-------|-------|--------|---------|---------|---------|---------|---------|------|
| 5,211 | 1,044 | 3,934 | 4,985 | 16,407 | 155,081 | 132,960 | 96,154 | 94,195 | 123,643 | 1999 |
| 5,723 | 1,088 | 4,091 | 5,190 | 15,305 | 163,211 | 141,916 | 100,711 | 106,444 | 126,317 | 2000 |
| 5,887 | 728 | 3,927 | 5,450 | 13,610 | 158,498 | 138,687 | 89,710 | 102,867 | 142,544 | 2001 |
| | | | | | | | | | | 2001 |
| 510 | 62 | 347 | 509 | 1,092 | 13,714 | 12,048 | 7,371 | 8,409 | 12,668 | Oct |
| 517 | 60 | 334 | 475 | 976 | 12,888 | 11,373 | 6,555 | 8,120 | 12,872 | Nov |
| 413 | 57 | 345 | 438 | 893 | 11,260 | 9,887 | 6,073 | 8,279 | 14,351 | Dec |
| | | | | | | | | | | 2002 |
| 526 | 62 | 352 | 484 | 991 | 12,647 | 11,106 | 7,303 | 8,482 | 13,678 | Jan |
| 508 | 57 | 326 | 483 | 958 | 12,573 | 11,082 | 6,902 | 7,867 | 13,089 | Feb |
| 537 | 61 | 354 | 495 | 1,067 | 14,244 | 12,623 | 7,494 | 8,707 | 14,574 | Mar |
| 523 | 60 | 359 | 509 | 1,073 | 13,697 | 12,052 | 7,451 | 8,756 | 14,323 | Apr |
| 561 | 69 | 365 | 518 | 1,067 | 13,772 | 12,114 | 7,621 | 9,390 | 15,122 | May |
| 515 | 70 | 320 | 462 | 909 | 13,515 | 12,080 | 7,634 | 9,141 | 14,859 | Jun |
| 528 | 90 | 218 | 258 | 958 | 12,929 | 11,694 | 7,721 | 8,977 | 15,190 | Jul |
| 467 | 81 | 263 | 431 | 901 | 11,829 | 10,497 | 8,040 | 9,248 | 15,200 | Aug |
| 479 | 56 | 319 | 518 | 990 | 13,806 | 12,298 | 8,088 | 9,124 | 15,221 | Sep |
| 522 | 107 | 379 | 539 | 999 | 14,114 | 12,576 | 8,178 | 9,457 | 15,664 | Oct |
| 532 | 103 | 378 | 519 | 915 | 13,556 | 12,121 | 7,566 | 9,305 | 15,971 | Nov |
| 511 | 78 | 369 | 514 | 889 | 12,181 | 10,778 | 7,654 | 9,302 | 16,625 | Dec |

(1) Lingots, coulée continue et acier liquide pour moulages, y compris la production d'acier liquide pour moulage des fonderies d'acier indépendantes.

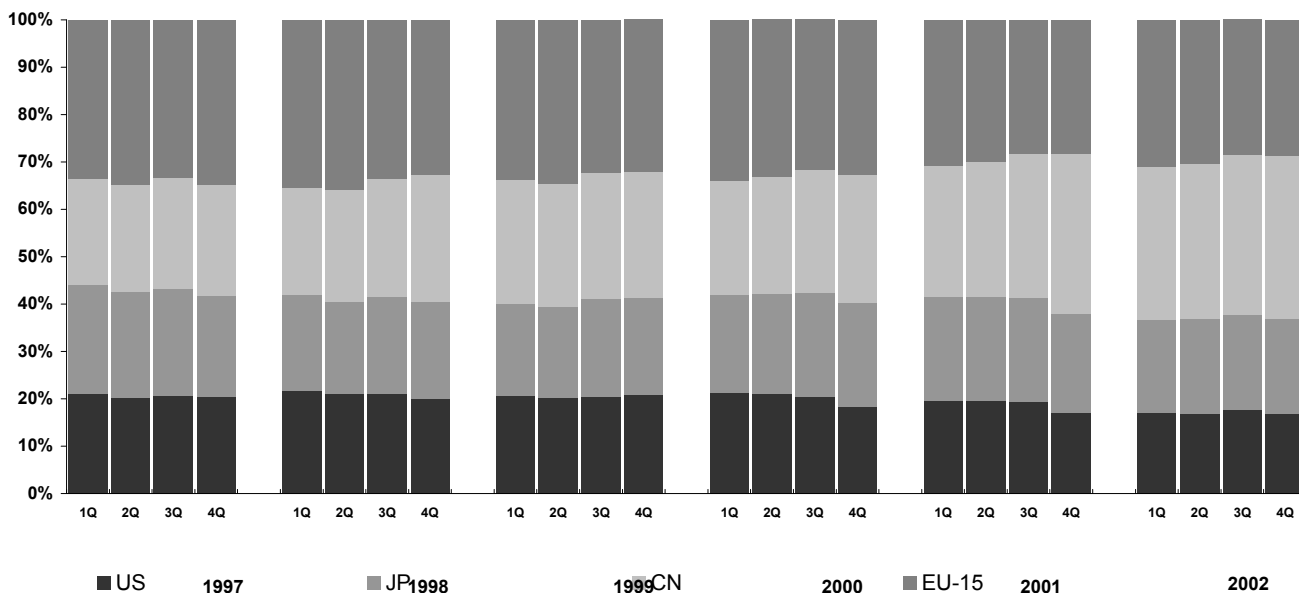
(2) Ajusté au mois et à l'année calendaires.

(3) Y compris la production des fonderies d'acier indépendantes non recensées par l'American Iron and Steel Institute.

Rohstahlerzeugung ausgewählter Erzeugerländer Crude steel production of selected producer countries Production d'acier brut de certains pays producteurs



Changes in crude steel production Variation der Rohstahlerzeugung Variation de la production d'acier brut



1.3 Erzeugung nach Stahl Qualität (EU)
Production by steel quality (EU)
Production par qualité d'acier (UE)



(1000 t)

| | JAN | FEB | MAR | APR | MAY | JUN | JUL | AUG | SEP | OCT | NOV | DEC | TOTAL |
|------|----------------------------|--------|--------|--------|------------------------|--------|--------|--------|-------------------------|--------|--------|--------|---------|
| | Legierten Stählen | | | | Alloy steel | | | | Aciers alliés | | | | |
| 1999 | 2,086 | 2,045 | 2,229 | 2,180 | 2,227 | 2,277 | 1,848 | 1,727 | 2,175 | 2,323 | 2,332 | 2,100 | 25,549 |
| 2000 | 2,336 | 2,366 | 2,671 | 2,512 | 2,632 | 2,493 | 2,058 | 2,006 | 2,463 | 2,618 | 2,546 | 2,168 | 28,868 |
| 2001 | 2,559 | 2,403 | 2,766 | 2,534 | 2,563 | 2,423 | 2,186 | 1,936 | 2,425 | 2,493 | 2,445 | 2,057 | 28,790 |
| 2002 | 2,348 | 2,330 | 2,560 | 2,507 | 2,479 | 2,448 | 2,151 | 1,994 | 2,339 | | | | |
| | Unlegierten Stählen | | | | Non-alloy steel | | | | Acier non allier | | | | |
| 1999 | 10,002 | 9,805 | 10,871 | 10,744 | 11,393 | 11,126 | 10,770 | 9,961 | 10,904 | 11,847 | 11,143 | 10,000 | 128,564 |
| 2000 | 11,282 | 10,895 | 11,978 | 11,245 | 11,564 | 11,388 | 10,972 | 10,235 | 10,756 | 11,701 | 11,116 | 10,225 | 133,356 |
| 2001 | 11,163 | 10,608 | 11,801 | 11,219 | 11,306 | 11,109 | 10,301 | 9,702 | 10,924 | 11,144 | 10,371 | 9,142 | 128,790 |
| 2002 | 10,229 | 10,173 | 11,604 | 11,112 | 11,213 | 10,989 | 10,702 | 9,748 | 11,369 | | | | |

(1) B-NL-L-P

DK, IRL, EL: keine Erzeugung

(2) Ohne die Erzeugung der unabhängigen
Stahlgiessereien.

(1) B-NL-L-P

DK, IRL, EL: no production

(2) Excluding the production of independent
steel foundries.

(1) B-NL-L-P

DK, IRL, EL: pas de production

(2) Sans la production des fonderies d'acier
indépendantes.

1.4.

Erzeugung von warmgewalzten Stahlerzeugnissen (EU)

Production of hot rolled steel products (EU)

| | Flacherzeugnisse Flat products Produits plats | | | | | | Langerzeugnisse Long products Produits longs | | |
|------|---|--------------|---------------------------|---|----------------------|----------------------|--|---------------------------------------|---------------------------------------|
| | Warmbreitband (1) | Bandstahl | Warmblech (2) | Quartblech u.ä. Verfahren | Breitflach- stahl | Insgesamt (1 - 5) | Walzdraht (3) | Betonstahl in Stäben (4) | Andere Stäbe und Flachstahl (4) |
| | Hot rolled wide strip (1) | Narrow strip | Plate and sheet (2) | Plate and sheet rolled in other mills | Wide flats | Total (1 to 5) | Rods (3) | Concrete reinforcement bars (4) | Other bars and flats (4) |
| | Larges bandes (1) | Feuillards | Tôles (2) | Tôles laminées sur autres trains | Larges plats | Total (1 à 5) | Fil machine (3) | Ronds à béton (4) | Plats et autres barres pleines (4) |
| | 1 | 2 | 3 | 4 | 5 | 6 | 7 | 8 | 9 |
| 1999 | 76,318 | 1,165 | 134 | 9,050 | 468 | 87,135 | 18,604 | 11,962 | 9,241 |
| 2000 | 79,116 | 1,279 | 134 | 9,280 | 460 | 90,269 | 19,504 | 12,578 | 10,229 |
| 2001 | 74,221 | 1,183 | 149 | 9,462 | 425 | 85,440 | 18,447 | 13,716 | 9,576 |
| 2001 | | | | | | | | | |
| Oct | 6,422 | 91 | 17 | 887 | 49 | 7,467 | 1,752 | 1,262 | 889 |
| Nov | 6,204 | 97 | 18 | 801 | 23 | 7,143 | 1,681 | 1,167 | 781 |
| Dec | 4,948 | 52 | 11 | 690 | 19 | 5,720 | 1,209 | 918 | 531 |
| 2002 | | | | | | | | | |
| Jan | 6,276 | 83 | 10 | 919 | 30 | 7,319 | 1,418 | 1,008 | 744 |
| Feb | 6,078 | 96 | 12 | 849 | 42 | 7,079 | 1,582 | 1,024 | 772 |
| Mar | 6,896 | 100 | 18 | 878 | 33 | 7,925 | 1,779 | 1,268 | 850 |
| Apr | 6,473 | 113 | 14 | 831 | 50 | 7,482 | 1,699 | 1,338 | 844 |
| May | 6,822 | 104 | 14 | 823 | 71 | 7,834 | 1,770 | 1,280 | 822 |
| Jun | 6,730 | 115 | 13 | 807 | 39 | 7,704 | 1,739 | 1,235 | 780 |
| Jul | | | | | | | | | |
| Aug | | | | | | | | | |
| Sep | | | | | | | | | |
| Oct | | | | | | | | | |
| Nov | | | | | | | | | |
| Dec | | | | | | | | | |

(1) Bruttoerzeugung

(2) Auf Breitbandstraßen gewalzt

(3) Bruttoerzeugung, einschliesslich gerippter Walzdraht und einschliesslich der später abgelängten Erzeugung

(4) Nur Stabstahlerzeugung ohne Streckdraht.

(1) Gross production

(2) Rolled in lengths in wide strip mills

(3) Gross production, including deformed rod and rod subsequently straightened and cut into lengths.

(4) Production of bar mills only, excluding rod subsequently straightened and cut into lengths.

Production de produits d'acier laminés à chaud (UE)

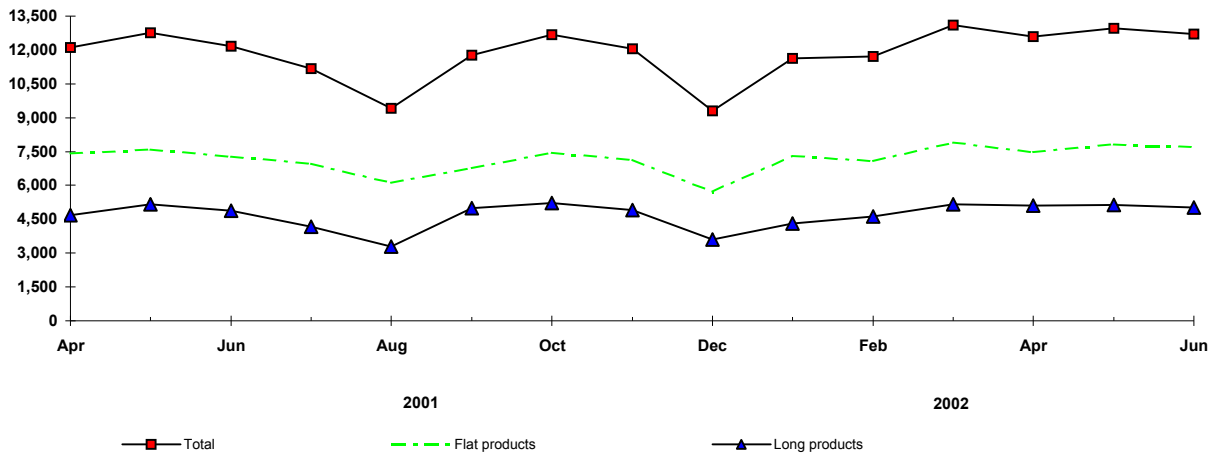
(1000 t)

| Langerzeugnisse Long products Produits longs | | | | | | | Insgesamt (6 + 16) | Insgesamt (6 + 16) | |
|--|---|---|---------------------------|----------------------|-------------------------------------|-----------------------|------------------------------|-----------------------|--|
| Winkel-, T-, Wulstflach-, Spezialprofile, U-, I-, und H- Profile <80mm | H - Träger (Breitflansch- träger) | Andere Träger und Grubenausbau- profile | Spundwand- erzeugnisse | Oberbau- schienen | Oberbau- zubehör, warmgewalzt | Insgesamt (7 - 15) | | | |
| Angles, tees, bulb flats, light and special sections | H - sections (wide flanged beams) | Other heavy sections and sections for mining frames | Sheet piling | Rails | Hot rolled rail accessories | Total (7 to 15) | General total (6 + 16) | | |
| Profilés (y compris profilés spéciaux) | Poutrelles H à ailes parallèles | Autres poutrelles et profilés pour cadres de mines | Palplanches | Rails | | Total (7 à 15) | Total général (6 + 16) | | |
| 10 | 11 | 12 | 13 | 14 | 15 | 16 | | | |
| 3,168 | 4,022 | 4,442 | 704 | 1,397 | 96 | 53,636 | 140,771 | 1999 | |
| 3,346 | 4,153 | 4,608 | 789 | 1,275 | 75 | 56,556 | 146,825 | 2000 | |
| 3,313 | 3,809 | 4,369 | 792 | 1,620 | 90 | 55,732 | 141,172 | 2001 | |
| | | | | | | | | 2001 | |
| 289 | 376 | 420 | 71 | 153 | 9 | 5,220 | 12,687 | Oct | |
| 327 | 315 | 405 | 65 | 157 | 11 | 4,909 | 12,051 | Nov | |
| 217 | 241 | 312 | 38 | 117 | 7 | 3,590 | 9,311 | Dec | |
| | | | | | | | | 2002 | |
| 245 | 328 | 343 | 71 | 145 | 9 | 4,311 | 11,629 | Jan | |
| 295 | 319 | 418 | 70 | 140 | 6 | 4,626 | 11,705 | Feb | |
| 315 | 308 | 432 | 67 | 144 | 8 | 5,172 | 13,096 | Mar | |
| 263 | 338 | 393 | 67 | 147 | 10 | 5,099 | 12,581 | Apr | |
| 256 | 342 | 429 | 70 | 148 | 6 | 5,123 | 12,957 | May | |
| 285 | 330 | 436 | 56 | 149 | 5 | 5,016 | 12,719 | Jun | |
| | | | | | | | | Jul | |
| | | | | | | | | Aug | |
| | | | | | | | | Sep | |
| | | | | | | | | Oct | |
| | | | | | | | | Nov | |
| | | | | | | | | Dec | |

- (1) Production totale brut
(2) Laminées sur trains à larges bande
(3) Production totale brute, y compris crenelé et fil redressé dans l'usine.
(4) Production des trains à barres exclusivement (non compris le fil redressé).

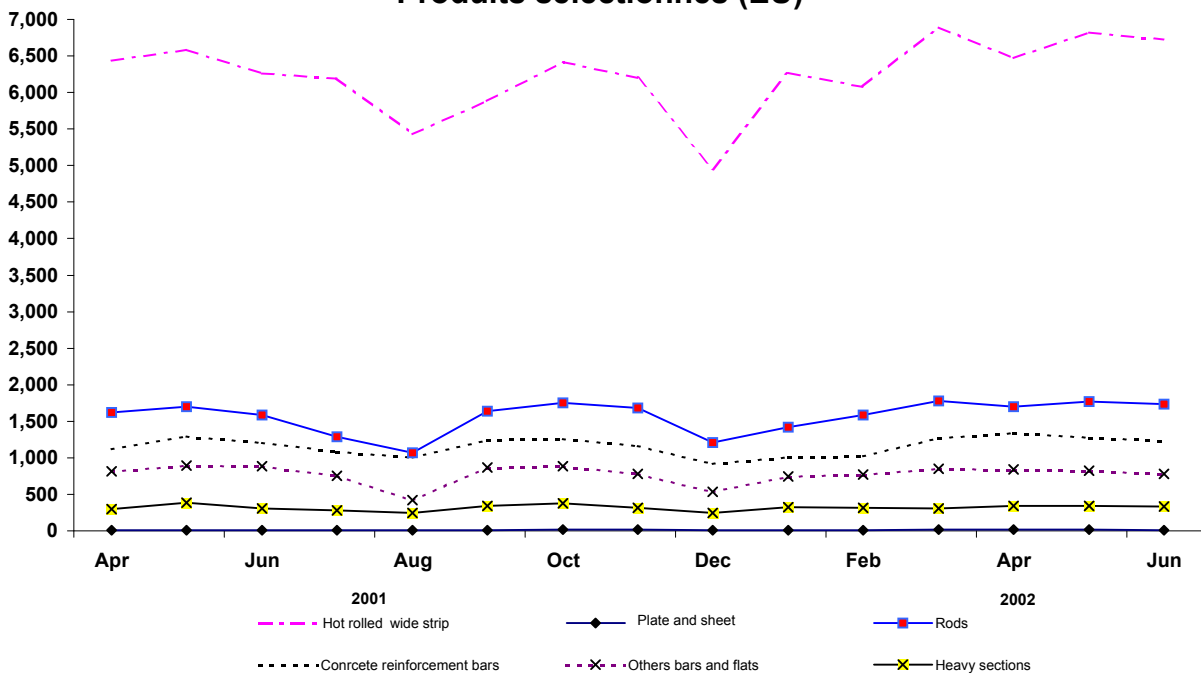
Erzeugung von warmgewalzten Stahlerzeugnissen (EU)
Production of hot rolled steel products (EU)
Production de produits laminés à chaud (UE)

(1000 t)



Ausgewählte Produkte (EU)
Selected product (EU)
Produits sélectionnés (EU)

(1000 t)



1.5. Erzeugung von Strangguss
Production of continuously cast products
Production de produits de coulée continue



(1000 t)

| | EU-15 | EUR-12 | B | DK | D | EL | E | F | IRL | I | L | NL | A | P | FIN | S | UK | |
|------|--|---------|--------|-----|--------|-----------------------------------|--------|--------|-----|--------|------------------------------------|-------|-------|-------|-------|-------|--------|--|
| | Erzeugnisse der Stranggussanlagen | | | | | Continuously cast products | | | | | Produits de coulée continue | | | | | | | |
| 1999 | 149,461 | 128,666 | 10,907 | 730 | 40,517 | 951 | 14,380 | 19,278 | 337 | 23,860 | 2,524 | 5,947 | 5,019 | 1,012 | 3,934 | 4,370 | 15,695 | |
| 2000 | 157,044 | 137,099 | 11,613 | 800 | 44,669 | 1,088 | 15,277 | 19,904 | 359 | 25,537 | 2,508 | 5,507 | 5,491 | 1,055 | 4,091 | 4,544 | 14,602 | |
| 2001 | 152,473 | 133,799 | 10,739 | 751 | 43,011 | 1,269 | 15,925 | 18,382 | 150 | 25,482 | 2,651 | 5,902 | 5,658 | 705 | 3,927 | 4,880 | 13,043 | |
| 2001 | | | | | | | | | | | | | | | | | | |
| Oct | 13,180 | 11,605 | 824 | 65 | 3,744 | 145 | 1,478 | 1,507 | - | 2,288 | 251 | 471 | 489 | 60 | 347 | 462 | 1,048 | |
| Nov | 12,376 | 10,954 | 786 | 64 | 3,559 | 139 | 1,290 | 1,463 | - | 2,076 | 228 | 523 | 498 | 58 | 334 | 424 | 933 | |
| Dec | 10,907 | 9,598 | 816 | 42 | 3,046 | 110 | 1,035 | 1,194 | - | 1,862 | 210 | 524 | 400 | 56 | 345 | 403 | 864 | |
| 2002 | | | | | | | | | | | | | | | | | | |
| Jan | 12,185 | 10,734 | 895 | 66 | 3,288 | 132 | 1,232 | 1,422 | - | 2,052 | 219 | 575 | 508 | 60 | 352 | 429 | 956 | |
| Feb | 12,082 | 10,681 | 898 | 50 | 3,355 | 136 | 1,139 | 1,513 | - | 2,073 | 228 | 469 | 488 | 55 | 326 | 433 | 919 | |
| Mar | 13,737 | 12,215 | 1,037 | 59 | 3,844 | 177 | 1,442 | 1,720 | - | 2,262 | 240 | 564 | 516 | 59 | 354 | 442 | 1,021 | |
| Apr | 13,200 | 11,652 | 1,037 | 63 | 3,591 | 170 | 1,465 | 1,679 | - | 2,147 | 226 | 420 | 502 | 58 | 359 | 449 | 1,036 | |
| May | 13,281 | 11,719 | 818 | 72 | 3,739 | 157 | 1,444 | 1,740 | - | 2,277 | 240 | 328 | 544 | 67 | 365 | 463 | 1,027 | |
| Jun | 13,031 | 11,678 | 965 | 63 | 3,751 | 186 | 1,420 | 1,675 | - | 2,148 | 233 | 416 | 495 | 68 | 320 | 412 | 878 | |
| Jul | 12,526 | 11,330 | 927 | 19 | 3,716 | 177 | 1,075 | 1,716 | - | 2,132 | 241 | 532 | 508 | 87 | 218 | 254 | 922 | |
| Aug | 11,469 | 10,237 | 1,031 | - | 3,640 | 90 | 1,296 | 1,468 | - | 1,259 | 168 | 503 | 459 | 78 | 246 | 378 | 854 | |
| Sep | 13,279 | 11,884 | 1,016 | - | 3,641 | 189 | 1,483 | 1,674 | - | 2,275 | 221 | 567 | 463 | 60 | 293 | 460 | 935 | |
| Oct | 13,508 | 12,087 | 992 | - | 3,725 | 159 | 1,518 | 1,690 | - | 2,278 | 249 | 559 | 502 | 64 | 351 | 476 | 944 | |
| Nov | 12,963 | 11,644 | 913 | - | 3,641 | 152 | 1,319 | 1,696 | - | 2,203 | 250 | 520 | 515 | 60 | 376 | 459 | 859 | |
| Dec | 11,887 | 10,907 | 730 | - | 3,440 | 110 | 970 | 1,555 | - | 1,864 | 186 | 565 | 499 | 57 | 367 | 490 | 845 | |

1.6. Erzeugnisse aus Warmwalzerzeugnissen hergestellt
Products obtained from hot rolled products
Produits obtenus par transformation de produits à chaud



(1000 t)

| | EU-15 | EUR-12 | B | DK | D | EL | E | F | IRL | I | L | NL | A | P | FIN | S | UK |
|------|---|--------|-------|----|-------------------------|-----|-------|-------|-----|-------|--------------------------|-------|-------|-----|-------|-------|-------|
| | Elektroblech | | | | Electrical sheet | | | | | | Tôles magnétiques | | | | | | |
| 1999 | 1,569 | 1,249 | 51 | - | 527 | - | - | 234 | - | 232 | - | - | 207 | - | - | 136 | 183 |
| 2000 | 1,778 | 1,396 | 51 | - | 631 | - | - | 255 | - | 230 | - | - | 229 | - | - | 147 | 235 |
| 2001 | 1,674 | 1,363 | 49 | - | 599 | - | - | 263 | - | 210 | - | - | 242 | - | - | 135 | 176 |
| 2001 | | | | | | | | | | | | | | | | | |
| Oct | 143 | 116 | 4 | - | 50 | - | - | 22 | - | 19 | - | - | 21 | - | - | 13 | 13 |
| Nov | 128 | 105 | 6 | - | 45 | - | - | 22 | - | 17 | - | - | 14 | - | - | 11 | 12 |
| Dec | 103 | 87 | 3 | - | 39 | - | - | 20 | - | 14 | - | - | 10 | - | - | 5 | 11 |
| 2002 | | | | | | | | | | | | | | | | | |
| Jan | 132 | 110 | 3 | - | 49 | - | - | 20 | - | 17 | - | - | 22 | - | - | 9 | 12 |
| Feb | 144 | 122 | 3 | - | 52 | - | - | 21 | - | 17 | - | - | 29 | - | - | 11 | 12 |
| Mar | 153 | 128 | 6 | - | 57 | - | - | 23 | - | 18 | - | - | 24 | - | - | 12 | 14 |
| Apr | 139 | 116 | 5 | - | 51 | - | - | 22 | - | 16 | - | - | 22 | - | - | 9 | 14 |
| May | 151 | 126 | 7 | - | 53 | - | - | 23 | - | 20 | - | - | 23 | - | - | 12 | 14 |
| Jun | 141 | 116 | - | - | 53 | - | - | 22 | - | 20 | - | - | 21 | - | - | 11 | 13 |
| Jul | 135 | 119 | 6 | - | 52 | - | - | 25 | - | 18 | - | - | 18 | - | - | 4 | 13 |
| Aug | 90 | 69 | 4 | - | 41 | - | - | 4 | - | 4 | - | - | 16 | - | - | 12 | 9 |
| Sep | 129 | 103 | 6 | - | 49 | - | - | 17 | - | 11 | - | - | 20 | - | - | 11 | 14 |
| Oct | 148 | 116 | 5 | - | 52 | - | - | 23 | - | 15 | - | - | 21 | - | - | 17 | 15 |
| Nov | | | 4 | - | 57 | - | - | 22 | - | 15 | - | - | | - | - | 12 | 13 |
| Dec | | | 3 | - | | - | | 17 | - | | - | | | - | - | 8 | 13 |
| | Autres tôles à froid d'une largeur ≥ 500 mm ⁽¹⁾ | | | | | | | | | | | | | | | | |
| 1999 | 42,507 | 37,534 | 4,900 | - | 11,557 | 401 | 3,282 | 7,542 | - | 4,181 | 287 | 2,115 | 1,640 | 227 | 1,402 | 1,199 | 3,774 |
| 2000 | 46,214 | 41,361 | 5,410 | - | 12,773 | 236 | 3,778 | 8,260 | - | 4,676 | 326 | 2,402 | 1,744 | 249 | 1,508 | 1,223 | 3,630 |
| 2001 | 42,641 | 38,686 | 5,022 | - | 12,149 | 290 | 3,690 | 7,226 | - | 4,132 | 257 | 2,410 | 1,717 | 236 | 1,558 | 1,178 | 2,777 |
| 2001 | | | | | | | | | | | | | | | | | |
| Oct | 3,826 | 3,495 | 479 | - | 1,118 | 4 | 256 | 663 | - | 425 | 29 | 210 | 147 | 22 | 144 | 118 | 213 |
| Nov | 3,454 | 3,120 | 492 | - | 1,041 | 1 | 167 | 599 | - | 307 | 18 | 191 | 155 | 21 | 126 | 117 | 218 |
| Dec | 2,749 | 2,508 | 338 | - | 848 | 1 | 256 | 356 | - | 254 | 13 | 188 | 125 | 19 | 110 | 94 | 146 |
| 2002 | | | | | | | | | | | | | | | | | |
| Jan | 3,637 | 3,305 | 563 | - | 965 | - | 313 | 632 | - | 311 | 22 | 200 | 156 | 19 | 125 | 114 | 218 |
| Feb | 3,435 | 3,109 | 405 | - | 964 | - | 303 | 605 | - | 334 | 1 | 206 | 145 | 18 | 129 | 102 | 224 |
| Mar | 3,782 | 3,420 | 489 | - | 1,047 | 3 | 339 | 654 | - | 333 | 15 | 218 | 163 | 23 | 135 | 110 | 253 |
| Apr | 3,664 | 3,301 | 467 | - | 1,056 | 0 | 300 | 669 | - | 274 | 20 | 226 | 159 | 17 | 113 | 119 | 244 |
| May | 3,883 | 3,510 | 485 | - | 1,068 | - | 322 | 686 | - | 384 | 19 | 220 | 161 | 22 | 144 | 109 | 264 |
| Jun | 3,596 | 3,261 | 226 | - | 1,068 | - | 323 | 660 | - | 441 | 21 | 206 | 161 | 21 | 134 | 105 | 230 |
| Jul | 3,637 | 3,397 | 448 | - | 1,045 | - | 293 | 693 | - | 364 | 21 | 232 | 161 | 15 | 125 | 38 | 202 |
| Aug | 3,090 | 2,785 | 424 | - | 1,051 | - | 250 | 384 | - | 181 | 12 | 232 | 111 | 10 | 130 | 97 | 209 |
| Sep | 3,714 | 3,395 | 485 | - | 1,060 | - | 332 | 603 | - | 347 | 20 | 229 | 157 | 17 | 143 | 108 | 211 |
| Oct | 3,928 | 3,566 | 477 | - | 1,108 | - | 351 | 679 | - | 397 | 19 | 212 | 168 | 19 | 135 | 114 | 248 |
| Nov | | | 435 | - | 1,106 | - | 289 | 641 | - | 396 | 16 | | | 22 | | 111 | 226 |
| Dec | | | 397 | - | | - | | 485 | - | | 13 | | | 18 | | 101 | 173 |

(1) Einschliesslich Feinstblech

(1) Including blackplate

(1) Y compris fer noir

1.7. Flacherzeugnisse mit Oberflächenveredelung
Coated flat products
Produits plats obtenus par revêtement



(1000 t)

| | EU-15 | EUR-12 | B | DK | D | EL | E | F | IRL | I | L | NL | A | P | FIN | S | UK | |
|---|-------------------------|--------|-------|--------------------------|-------|-----|-------|-------|-----|--------------------------------|-----|-----|-------|-----|-----|-----|-------|----|
| | Verpackungsblech | | | Tin mill products | | | | | | Produits pour emballage | | | | | | | | |
| 1999 | 4,490 | 3,752 | 224 | - | 925 | 55 | 519 | 990 | - | 334 | - | 628 | - | 77 | - | - | 739 | |
| 2000 | 4,791 | 4,049 | 293 | - | 950 | 70 | 555 | 1,093 | - | 350 | - | 663 | - | 76 | - | - | 742 | |
| 2001 | 4,432 | 3,829 | 253 | - | 963 | 66 | 533 | 989 | - | 270 | - | 679 | - | 75 | - | - | 604 | |
| 2001 | | | | | | | | | | | | | | | | | | |
| Oct | 345 | 295 | 14 | - | 75 | 5 | 44 | 69 | - | 21 | - | 60 | - | 7 | - | - | 49 | |
| Nov | 326 | 280 | 14 | - | 75 | 5 | 43 | 67 | - | 22 | - | 49 | - | 6 | - | - | 45 | |
| Dec | 264 | 231 | 14 | - | 69 | 3 | 33 | 31 | - | 18 | - | 58 | - | 6 | - | - | 33 | |
| 2002 | | | | | | | | | | | | | | | | | | |
| Jan | 344 | 298 | 12 | - | 80 | 3 | 50 | 76 | - | 19 | - | 51 | - | 8 | - | - | 47 | |
| Feb | 359 | 309 | 17 | - | 78 | 5 | 42 | 85 | - | 25 | - | 56 | - | 1 | - | - | 50 | |
| Mar | 408 | 355 | 25 | - | 83 | 4 | 46 | 99 | - | 26 | - | 66 | - | 6 | - | - | 52 | |
| Apr | 406 | 352 | 25 | - | 82 | 7 | 50 | 98 | - | 26 | - | 61 | - | 4 | - | - | 53 | |
| May | 398 | 343 | 20 | - | 81 | 7 | 46 | 98 | - | 22 | - | 63 | - | 5 | - | - | 56 | |
| Jun | 393 | 334 | 19 | - | 79 | 6 | 45 | 101 | - | 19 | - | 58 | - | 6 | - | - | 59 | |
| Jul | 384 | 341 | 20 | - | 79 | 5 | 45 | 104 | - | 18 | - | 63 | - | 7 | - | - | 43 | |
| Aug | 381 | 336 | 21 | - | 78 | 5 | 41 | 98 | - | 23 | - | 65 | - | 5 | - | - | 45 | |
| Sep | 368 | 329 | 16 | - | 80 | 5 | 46 | 97 | - | 14 | - | 64 | - | 7 | - | - | 39 | |
| Oct | 384 | 341 | 12 | - | 84 | 2 | 47 | 93 | - | 30 | - | 67 | - | 6 | - | - | 43 | |
| Nov | | | 12 | - | 81 | 4 | 37 | 85 | - | 25 | - | | | 7 | - | - | 38 | |
| Dec | | | 2 | - | | | 4 | 45 | - | | | | | 6 | - | - | 38 | |
| Tôles revêtues d'autres métaux (1) | | | | | | | | | | | | | | | | | | |
| 1999 | 21,664 | 19,230 | 2,856 | - | 5,945 | 162 | 1,453 | 4,205 | - | 1,911 | 768 | 338 | 993 | 118 | 481 | 536 | 1,898 | |
| 2000 | 25,029 | 22,568 | 3,123 | - | 6,582 | 140 | 1,941 | 4,604 | - | 2,771 | 896 | 571 | 1,059 | 185 | 696 | 551 | 1,910 | |
| 2001 | 24,717 | 22,847 | 3,573 | - | 6,409 | 149 | 2,043 | 4,343 | - | 2,575 | 838 | 737 | 1,122 | 178 | 879 | 531 | 1,339 | |
| 2001 | | | | | | | | | | | | | | | | | | |
| Oct | 2,219 | 2,051 | 338 | - | 581 | 13 | 152 | 402 | - | 239 | 80 | 63 | 84 | 17 | 82 | 53 | 114 | |
| Nov | 2,122 | 1,973 | 336 | - | 577 | 13 | 124 | 393 | - | 216 | 68 | 61 | 97 | 17 | 70 | 47 | 102 | |
| Dec | 1,689 | 1,575 | 278 | - | 453 | 13 | 124 | 257 | - | 162 | 57 | 70 | 94 | 16 | 52 | 41 | 74 | |
| 2002 | | | | | | | | | | | | | | | | | | |
| Jan | 2,079 | 1,930 | 342 | - | 527 | 9 | 191 | 367 | - | 174 | 66 | 66 | 100 | 21 | 66 | 49 | 100 | |
| Feb | 2,141 | 1,984 | 327 | - | 580 | 13 | 183 | 362 | - | 207 | 73 | 61 | 93 | 17 | 68 | 50 | 106 | |
| Mar | 2,281 | 2,132 | 348 | - | 624 | 13 | 197 | 388 | - | 232 | 72 | 68 | 102 | 17 | 70 | 43 | 106 | |
| Apr | 2,240 | 2,074 | 334 | - | 634 | 16 | 188 | 392 | - | 185 | 78 | 72 | 98 | 20 | 59 | 48 | 117 | |
| May | 2,355 | 2,178 | 344 | - | 640 | 14 | 186 | 408 | - | 250 | 65 | 72 | 101 | 20 | 77 | 51 | 126 | |
| Jun | 2,322 | 2,152 | 316 | - | 611 | 12 | 183 | 393 | - | 314 | 81 | 50 | 96 | 16 | 80 | 47 | 123 | |
| Jul | 2,296 | 2,155 | 315 | - | 638 | 14 | 198 | 427 | - | 240 | 67 | 70 | 88 | 20 | 77 | 22 | 119 | |
| Aug | 1,855 | 1,713 | 242 | - | 631 | 15 | 105 | 228 | - | 147 | 56 | 70 | 98 | 9 | 111 | 41 | 102 | |
| Sep | 2,301 | 2,127 | 351 | - | 618 | 14 | 199 | 398 | - | 214 | 77 | 72 | 86 | 19 | 79 | 47 | 127 | |
| Oct | 2,398 | 2,225 | 344 | - | 696 | 13 | 201 | 414 | - | 220 | 74 | 60 | 103 | 19 | 81 | 49 | 124 | |
| Nov | | | 302 | - | 645 | 15 | 178 | 401 | - | 229 | 71 | | | 18 | | | 126 | |
| Dec | | | 269 | - | | | 14 | 319 | - | | | 51 | | | 17 | | | 90 |

(1) Einschliesslich Blech als Vormaterial für weitere Oberflächenveredelung

(1) Including sheets for further coating

(1) Y compris les tôles ultérieurement revêtues d'autres matières

1.7 Flacherzeugnisse mit Oberflächenveredelung
Coated flat products
Produits plats obtenus par revêtement



(1000 t)

| | EU-15 | EUR-12 | B | DK | D | EL | E | F | IRL | I | L | NL | A | P | FIN | S | UK | |
|------|--|--------|-----|----------------------------------|-----|----|-----|-------|-----|--|---|-----|-----|---|-----|-----|-----|--|
| | Organisch beschichtete Bleche (2) | | | Organic coated sheets (2) | | | | | | Tôles revêtues de matières organiques (2) | | | | | | | | |
| 1999 | 3,750 | 3,007 | 289 | - | 645 | - | 145 | 968 | - | 511 | - | 129 | 133 | - | 187 | 177 | 567 | |
| 2000 | 4,372 | 3,586 | 329 | - | 830 | - | 147 | 1,148 | - | 581 | - | 145 | 180 | - | 225 | 204 | 583 | |
| 2001 | 4,228 | 3,591 | 320 | - | 895 | - | 131 | 1,115 | - | 554 | - | 161 | 183 | - | 232 | 208 | 429 | |
| 2001 | | | | | | | | | | | | | | | | | | |
| Oct | 397 | 341 | 31 | - | 88 | - | 14 | 105 | - | 54 | - | 16 | 16 | - | 17 | 17 | 38 | |
| Nov | 352 | 299 | 27 | - | 82 | - | - | 99 | - | 51 | - | 14 | 16 | - | 10 | 16 | 37 | |
| Dec | 273 | 238 | 21 | - | 59 | - | 13 | 67 | - | 37 | - | 9 | 18 | - | 14 | 12 | 24 | |
| 2002 | | | | | | | | | | | | | | | | | | |
| Jan | 363 | 308 | 33 | - | 68 | - | 19 | 91 | - | 50 | - | 16 | 14 | - | 17 | 21 | 34 | |
| Feb | 349 | 302 | 32 | - | 66 | - | 16 | 99 | - | 50 | - | 11 | 15 | - | 13 | 16 | 31 | |
| Mar | 398 | 344 | 33 | - | 76 | - | 19 | 111 | - | 51 | - | 15 | 17 | - | 22 | 20 | 34 | |
| Apr | 375 | 320 | 28 | - | 64 | - | 19 | 109 | - | 49 | - | 15 | 15 | - | 21 | 21 | 34 | |
| May | 407 | 351 | 34 | - | 79 | - | 21 | 105 | - | 55 | - | 16 | 19 | - | 22 | 19 | 37 | |
| Jun | 396 | 342 | 29 | - | 82 | - | 17 | 110 | - | 50 | - | 15 | 16 | - | 22 | 17 | 37 | |
| Jul | 380 | 331 | 23 | - | 67 | - | 20 | 113 | - | 48 | - | 16 | 20 | - | 24 | 14 | 35 | |
| Aug | 341 | 284 | 15 | - | 83 | - | 10 | 97 | - | 18 | - | 16 | 20 | - | 24 | 19 | 37 | |
| Sep | 398 | 339 | 24 | - | 81 | - | 22 | 104 | - | 50 | - | 16 | 19 | - | 24 | 21 | 38 | |
| Oct | 425 | 365 | 30 | - | 83 | - | 25 | 115 | - | 51 | - | 16 | 19 | - | 25 | 21 | 39 | |
| Nov | | | 25 | - | 78 | - | 15 | 104 | - | 52 | - | | | - | | 21 | 36 | |
| Dec | | | 20 | - | | - | | 72 | - | | - | | | - | | 17 | 29 | |

(2) Einschl. auf metallisch veredeltem Vormaterial

(2) Including sheets previously coated

(2) Y compris tôles antérieurement revêtues de métal

1.8. Erzeugung vor Stahlrohren (*)
Production of steel tube (*)
Production of tubes d'acier (*)



(1000 t)

| | EU-15 | B | DK | D | EL | E | F | IRL | I | L | NL | A | P | FIN | S | UK | |
|----------|---------------------------|-----|----|------|-----|------|------|-----------------------|------|-----|-----|-----|---------------------------|-----|-----|------|--|
| | Stahlrohre | | | | | | | Steel tubes | | | | | Tubes d'acier | | | | |
| 1997 | 13225 | 116 | | 3765 | 208 | 974 | 1576 | | 3465 | 120 | 405 | 501 | | 386 | 245 | 1313 | |
| 1998 | 13432 | 160 | | 3844 | 218 | 1037 | 1586 | | 3505 | 94 | 428 | 419 | | 404 | 243 | 1282 | |
| 1999 | 12423 | 216 | | 3129 | 207 | 1130 | 1338 | | 3435 | 105 | 484 | 431 | | 376 | 219 | 1143 | |
| 2000 | 12780 | 209 | | 3130 | 240 | 1229 | 1453 | | 3464 | 88 | 463 | 580 | | 434 | 249 | 1015 | |
| 2001 | 13485 | 209 | | 3491 | 488 | 1217 | 1630 | | 3414 | 75 | 425 | 582 | | 426 | 211 | 1091 | |
| 2001 III | 2891 | 49 | | 843 | 140 | 243 | 331 | | 597 | 17 | 95 | 136 | | 99 | 42 | 243 | |
| 2001 IV | 3434 | 47 | | 852 | 152 | 286 | 405 | | 956 | 18 | 100 | 137 | | 98 | 53 | 284 | |
| 2002 I | 3450 | 55 | | 845 | 138 | 366 | 414 | | 865 | 13 | 122 | 137 | | 112 | 52 | 275 | |
| 2002 III | 3543 | 54 | | 878 | 133 | 396 | 400 | | 903 | - | 118 | 135 | | 112 | 57 | 298 | |
| 2002 III | 2943 | 47 | | 801 | 157 | 276 | 328 | | 633 | - | 98 | 122 | | 109 | 44 | 268 | |
| | Nahtlose Rohre | | | | | | | Seamless tubes | | | | | Tubes sans soudure | | | | |
| 1997 | 3654 | - | | 1537 | - | 247 | 653 | | 760 | - | 17 | 229 | | - | 134 | 94 | |
| 1998 | 3665 | - | | 1463 | - | 263 | 736 | | 780 | - | 16 | 196 | | - | 138 | 88 | |
| 1999 | 2738 | - | | 1077 | - | 232 | 470 | | 600 | - | - | 168 | | - | 115 | 76 | |
| 2000 | 3430 | - | | 1271 | - | 262 | 629 | | 734 | - | 15 | 320 | | - | 136 | 63 | |
| 2001 | 3673 | - | | 1440 | - | 239 | 681 | | 779 | - | 14 | 365 | | - | 102 | 68 | |
| 2001 III | 803 | - | | 350 | - | 45 | 139 | | 150 | - | 3 | 81 | | - | 22 | 16 | |
| 2001 IV | 907 | - | | 342 | - | 57 | 179 | | 198 | - | 3 | 91 | | - | 23 | 17 | |
| 2002 I | 870 | - | | 329 | - | 70 | 161 | | 186 | - | 2 | 82 | | - | 25 | 16 | |
| 2002 II | 872 | - | | 342 | - | 75 | 150 | | 180 | - | 4 | 83 | | - | 28 | 14 | |
| 2002 III | 744 | - | | 327 | - | 46 | 133 | | 135 | - | 3 | 71 | | - | 21 | 12 | |
| | Geschweisste Rohre | | | | | | | Welded tubes | | | | | Tubes soudés | | | | |
| 1997 | 9571 | 116 | | 2228 | 208 | 727 | 924 | | 2705 | 120 | 405 | 271 | | 386 | 111 | 1219 | |
| 1998 | 9767 | 160 | | 2381 | 218 | 775 | 850 | | 2725 | 94 | 428 | 223 | | 404 | 105 | 1194 | |
| 1999 | 9685 | 216 | | 2052 | 207 | 898 | 868 | | 2835 | 105 | 484 | 263 | | 376 | 104 | 1067 | |
| 2000 | 9363 | 209 | | 1860 | 240 | 966 | 824 | | 2730 | 88 | 463 | 260 | | 434 | 113 | 952 | |
| 2001 | 9812 | 209 | | 2051 | 489 | 978 | 949 | | 2636 | 75 | 425 | 217 | | 426 | 109 | 1023 | |
| 2001 III | 2087 | 49 | | 493 | 140 | 197 | 192 | | 447 | 17 | 95 | 55 | | 99 | 20 | 227 | |
| 2001 IV | 2527 | 47 | | 510 | 142 | 230 | 225 | | 758 | 18 | 100 | 46 | | 98 | 30 | 267 | |
| 2002 I | 2580 | 55 | | 516 | 138 | 296 | 252 | | 679 | 13 | 122 | 55 | | 112 | 27 | 260 | |
| 2002 II | 2671 | 54 | | 536 | 133 | 321 | 250 | | 723 | - | 118 | 52 | | 112 | 29 | 283 | |
| 2002 III | 2199 | 47 | | 474 | 157 | 230 | 194 | | 498 | - | 97 | 51 | | 109 | 24 | 256 | |

(1) Ohne Stahlgiessereien / Excluding steel foundries / Fonderie d'acier non comprises

(*) Quelle: Stahlrohrverband / Source: Steel Tube Association / Source: Fédération des tubes d'acier.

1.9. Werkslieferungen (EU) an unlegiertem Stahl nach Mitgliedstaaten
Works deliveries (EU) of non-alloy steel by member state
Livraisons d'acier non-alliés des usines (UE) par Pays Membre



(1000 t)

| | EU-15 | B | DK | D | EL | E | F | IRL | I | L | NL | A | P | FIN | S | UK |
|------|--|-------|-------|--------|---|--------|--------|-----|--------|-----|---|-------|-------|-------|-------|--------|
| | Blöcke, Halbzeug, Flach- & Langerzeugnisse ⁽¹⁾ | | | | Ingots, semis, flat and long products ⁽²⁾ | | | | | | Lingots, demi-produits produits plats & longs ⁽²⁾ | | | | | |
| 1999 | 109,867 | 4,035 | 1,125 | 27,211 | 2,040 | 14,577 | 13,748 | 416 | 22,713 | 574 | 4,157 | 2,122 | 2,633 | 1,537 | 2,153 | 10,826 |
| 2000 | 114,570 | 4,462 | 1,183 | 27,978 | 2,428 | 14,588 | 14,036 | 449 | 24,973 | 522 | 4,093 | 2,490 | 2,773 | 1,804 | 2,271 | 10,521 |
| 2001 | 109,848 | 4,128 | 1,092 | 26,544 | 2,521 | 15,243 | 13,293 | 426 | 23,826 | 452 | 4,008 | 2,420 | 2,507 | 1,586 | 2,088 | 9,715 |
| 2001 | | | | | | | | | | | | | | | | |
| Oct | 9,966 | 367 | 100 | 2,403 | 251 | 1,334 | 1,190 | 45 | 2,168 | 49 | 366 | 234 | 243 | 138 | 212 | 866 |
| Nov | 9,168 | 342 | 91 | 2,200 | 232 | 1,277 | 1,129 | 44 | 1,976 | 42 | 322 | 217 | 202 | 48 | 178 | 868 |
| Dec | 6,304 | 246 | 71 | 1,294 | 165 | 937 | 723 | 29 | 1,395 | 27 | 234 | 147 | 192 | 80 | 130 | 635 |
| 2002 | | | | | | | | | | | | | | | | |
| Jan | 9,015 | 427 | 74 | 2,044 | 153 | 1,289 | 1,143 | 41 | 1,987 | 36 | 330 | 202 | 195 | 127 | 155 | 813 |
| Feb | 9,129 | 493 | 76 | 1,950 | 276 | 1,275 | 1,133 | 38 | 2,059 | 39 | 337 | 200 | 187 | 123 | 145 | 797 |
| Mar | 9,769 | 496 | 85 | 2,048 | 257 | 1,331 | 1,250 | 40 | 2,267 | 49 | 306 | 243 | 223 | 136 | 151 | 887 |
| Apr | 9,913 | 539 | 82 | 2,072 | 251 | 1,553 | 1,262 | 40 | 2,110 | 41 | 342 | 243 | 241 | 148 | 165 | 824 |
| May | 9,887 | 510 | 84 | 1,882 | 290 | 1,574 | 1,207 | 37 | 2,331 | 36 | 324 | 219 | 248 | 151 | 158 | 836 |
| Jun | 9,624 | 525 | 86 | 2,083 | 247 | 1,388 | 1,252 | 44 | 2,119 | 41 | 356 | 229 | 196 | 126 | 139 | 794 |
| Jul | | | | | | | | | | | | | | | | |
| Aug | | | | | | | | | | | | | | | | |
| Sep | | | | | | | | | | | | | | | | |
| Oct | | | | | | | | | | | | | | | | |
| Nov | | | | | | | | | | | | | | | | |
| Dec | | | | | | | | | | | | | | | | |

(1) Einschliesslich Inlandslieferungen / Including home market deliveries / Y compris livraisons sur le marché national

(2) Ohne Material zum Weiterauswalzen / Excluding products for re-rolling / Non compris produits pour relaminage

1.10. Werkslieferungen (EU) an legiertem Stahl nach Mitgliedstaaten
Works deliveries (EU) of alloy steel by member state
Livraisons d'acier alliés des usines (UE) par Pays Membre



(1000 t)

| | EU-15 | B | DK | D | EL | E | F | IRL | I | L | NL | A | P | FIN | S | UK |
|------|--|-----|-----|-------|---|-------|-------|-----|-------|----|---|-----|-----|-----|-------|-------|
| | Blöcke, Halbzeug, Flach- & Langerzeugnisse ⁽²⁾ | | | | Ingots, semis, flat and long products ⁽²⁾ | | | | | | Lingots, demi-produits produits plats & longs ⁽²⁾ | | | | | |
| 1999 | 18,749 | 281 | 165 | 6,866 | 37 | 1,163 | 2,084 | 23 | 4,658 | 31 | 285 | 716 | 123 | 286 | 971 | 1,058 |
| 2000 | 20,721 | 343 | 156 | 7,750 | 37 | 1,301 | 2,435 | 25 | 4,722 | 27 | 328 | 824 | 128 | 306 | 1,134 | 1,204 |
| 2001 | 20,642 | 353 | 154 | 7,746 | 37 | 1,256 | 2,404 | 22 | 4,671 | 26 | 353 | 901 | 117 | 289 | 1,063 | 1,251 |
| 2001 | | | | | | | | | | | | | | | | |
| Oct | 1,864 | 28 | 11 | 679 | 3 | 121 | 221 | 2 | 413 | 2 | 36 | 89 | 12 | 30 | 101 | 115 |
| Nov | 1,773 | 31 | 11 | 675 | 2 | 113 | 196 | 2 | 382 | 2 | 31 | 78 | 10 | 23 | 95 | 121 |
| Dec | 1,208 | 19 | 11 | 439 | 4 | 75 | 129 | 2 | 295 | 2 | 23 | 43 | 7 | 15 | 65 | 81 |
| 2002 | | | | | | | | | | | | | | | | |
| Jan | 1,892 | 32 | 17 | 669 | 4 | 115 | 218 | 2 | 449 | 3 | 31 | 82 | 10 | 33 | 112 | 114 |
| Feb | 1,843 | 29 | 15 | 652 | 6 | 118 | 211 | 2 | 451 | 8 | 26 | 81 | 9 | 27 | 103 | 105 |
| Mar | 1,946 | 36 | 21 | 659 | 14 | 123 | 225 | 2 | 474 | 5 | 31 | 84 | 18 | 31 | 110 | 113 |
| Apr | 1,928 | 35 | 19 | 692 | 23 | 135 | 216 | 2 | 424 | 3 | 29 | 80 | 11 | 36 | 119 | 104 |
| May | 1,795 | 31 | 16 | 619 | 7 | 124 | 210 | 2 | 414 | 2 | 32 | 77 | 13 | 33 | 118 | 98 |
| Jun | 1,830 | 33 | 17 | 668 | 4 | 121 | 204 | 6 | 433 | 2 | 33 | 86 | 14 | 22 | 105 | 82 |
| Jul | | | | | | | | | | | | | | | | |
| Aug | | | | | | | | | | | | | | | | |
| Sep | | | | | | | | | | | | | | | | |
| Oct | | | | | | | | | | | | | | | | |
| Nov | | | | | | | | | | | | | | | | |
| Dec | | | | | | | | | | | | | | | | |

(1) Einschliesslich Inlandslieferungen / Including home market deliveries / Y compris livraisons sur le marché national

(2) Ohne Material zum Weiterauswalzen / Excluding products for re-rolling / Non compris produits pour relaminage

2

Handel

Trade

Commerce

2.1. Aussenhandel nach Mitgliedstaaten
Foreign trade by member countries
Commerce extérieur par Pays Membre

EU-15

(1000 t)

| | Bezüge aus der EU Receipts from the EU Réceptions de la UE | | | | | Einfuhr aus Drittländern Imports from third countries Importations en provenance des pays tiers | | | | | Lieferungen in die EU Deliveries to the EU Livraisons vers la UE | | | | | Ausfuhr nach Drittländern Exports to third countries Exportations vers les pays tiers | | | | |
|----|--|--------|--------|--------|-----|---|--------|--------|--------|--------|--|--------|--------|--------|-----|---|-------|-------|-------|-------|
| | 2001 | | 2002 | | | 2001 | | 2002 | | | 2001 | | 2002 | | | 2001 | | 2002 | | |
| | III | IV | I | II | III | III | IV | I | II | III | III | IV | I | II | III | III | IV | I | II | III |
| 1 | 157 | 145 | 145 | 150 | - | 613 | 716 | 712 | 808 | 582 | 99 | 196 | 75 | 79 | - | 12 | 12 | 18 | 26 | 11 |
| 2 | 43 | 35 | 41 | 39 | - | 17 | 16 | 13 | | 11 | 51 | 46 | 93 | 47 | - | 15 | 8 | 14 | 6 | 7 |
| 3 | 1,027 | 1,094 | 1,214 | 1,248 | - | 316 | 406 | 396 | 366 | 344 | 817 | 928 | 976 | 1,187 | - | 277 | 355 | 209 | 283 | 324 |
| 4 | 356 | 435 | 448 | 568 | - | 821 | 481 | 663 | 868 | 512 | 514 | 311 | 401 | 587 | - | 210 | 87 | 126 | 134 | 271 |
| 5 | 88 | 117 | 114 | 113 | - | 22 | 28 | 24 | 31 | 24 | 91 | 108 | 108 | 130 | - | 11 | 9 | 12 | 26 | 13 |
| 6 | 30 | 51 | 34 | 30 | - | - | 0 | 0 | 0 | - | 33 | 27 | 26 | 18 | - | 0 | 0 | 0 | 0 | 0 |
| 7 | 1,544 | 1,733 | 1,852 | 1,997 | - | 1,176 | 931 | 1,096 | 1,281 | 892 | 1,507 | 1,420 | 1,603 | 1,970 | - | 513 | 460 | 362 | 644 | 615 |
| 8 | 2,767 | 2,849 | 2,978 | 3,504 | - | 1,208 | 1,107 | 1,082 | 1,211 | 1,189 | 3,401 | 3,071 | 3,589 | 3,977 | - | 572 | 752 | 545 | 644 | 632 |
| 9 | 59 | 97 | 85 | 95 | - | 31 | 33 | 23 | 27 | 42 | 116 | 110 | 100 | 164 | - | 62 | 76 | 78 | 68 | 62 |
| 10 | 4 | 16 | 3 | 4 | - | 5 | 3 | 3 | 17 | 2 | 2 | 5 | 2 | 2 | - | 1 | 5 | 1 | 1 | 0 |
| 11 | 1,132 | 1,177 | 1,213 | 1,414 | - | 348 | 403 | 441 | 407 | 420 | 1,248 | 1,394 | 1,350 | 1,601 | - | 367 | 379 | 441 | 489 | 434 |
| 12 | 1,277 | 1,217 | 1,238 | 1,467 | - | 617 | 619 | 566 | 684 | 609 | 1,294 | 1,286 | 1,412 | 1,585 | - | 357 | 391 | 367 | 361 | 370 |
| 13 | 99 | 110 | 83 | 111 | - | 23 | 22 | 21 | 20 | 15 | 112 | 97 | 90 | 104 | - | 66 | 73 | 54 | 85 | 66 |
| 14 | 888 | 973 | 959 | 924 | - | 172 | 184 | 239 | 159 | 191 | 904 | 996 | 1,004 | 948 | - | 330 | 373 | 340 | 445 | 332 |
| 15 | 278 | 269 | 281 | 287 | - | 68 | 64 | 67 | 61 | 64 | 292 | 293 | 332 | 329 | - | 116 | 111 | 103 | 116 | 102 |
| 16 | 281 | 312 | 298 | 339 | - | 159 | 229 | 142 | 100 | 50 | 362 | 326 | 364 | 366 | - | 106 | 102 | 101 | 125 | 124 |
| 17 | 72 | 71 | 72 | 81 | - | 34 | 50 | 37 | 34 | 28 | 59 | 58 | 66 | 72 | - | 13 | 15 | 9 | 12 | 10 |
| 18 | 172 | 185 | 165 | 181 | - | 61 | 70 | 60 | 75 | 63 | 149 | 169 | 180 | 189 | - | 76 | 80 | 84 | 92 | 83 |
| 19 | 1,269 | 1,370 | 1,366 | 1,367 | - | 550 | 509 | 500 | 608 | 474 | 1,339 | 1,470 | 1,576 | 1,541 | - | 557 | 528 | 503 | 488 | 527 |
| 20 | 1,725 | 1,830 | 1,873 | 2,012 | - | 496 | 422 | 445 | 470 | 473 | 1,704 | 1,738 | 1,987 | 2,067 | - | 634 | 528 | 596 | 590 | 597 |
| 21 | 446 | 353 | 321 | 430 | - | 116 | 101 | 107 | 140 | 111 | 472 | 371 | 443 | 533 | - | 213 | 175 | 165 | 210 | 198 |
| 22 | 2,742 | 3,017 | 3,164 | 3,386 | - | 331 | 276 | 366 | 426 | 322 | 3,082 | 3,176 | 3,517 | 3,717 | - | 915 | 833 | 845 | 934 | 977 |
| 23 | 14,756 | 15,579 | 15,951 | 17,597 | - | 5,396 | 5,024 | 5,196 | 5,705 | 4,945 | 16,042 | 15,980 | 17,614 | 19,165 | - | 4,900 | 4,983 | 4,595 | 5,109 | 5,129 |
| 24 | 581 | 550 | 560 | 595 | - | 223 | 210 | 199 | 225 | 217 | 611 | 597 | 630 | 646 | - | 252 | 257 | 232 | 264 | 267 |
| 25 | 168 | 188 | 169 | 185 | - | 106 | 105 | 120 | 113 | 108 | 134 | 143 | 152 | 162 | - | 54 | 72 | 62 | 76 | 72 |
| 26 | 335 | 346 | 360 | 415 | - | 128 | 134 | 146 | 144 | 163 | 315 | 317 | 374 | 428 | - | 125 | 144 | 139 | 139 | 140 |
| 27 | 1,308 | 1,420 | 1,435 | 1,456 | - | 609 | 541 | 560 | 552 | 487 | 1,436 | 1,532 | 1,779 | 1,910 | - | 1,062 | 1,289 | 1,082 | 1,196 | 1,253 |
| 28 | 17,148 | 18,083 | 18,475 | 20,247 | - | 6,461 | 6,013 | 6,222 | 6,739 | 5,921 | 18,538 | 18,568 | 20,548 | 22,311 | - | 6,392 | 6,746 | 6,110 | 6,804 | 6,860 |
| 29 | 10 | 4 | 4 | 3 | - | 0 | 3 | 1 | 2 | 1 | 4 | 3 | 7 | 6 | - | 5 | 3 | 2 | 1 | 2 |
| 30 | 7,068 | 7,225 | 7,014 | 9,664 | - | 27,490 | 26,758 | 27,647 | 30,176 | 29,669 | 10,515 | 9,591 | 7,117 | 5,847 | - | 822 | 804 | 1,474 | 1,177 | 1,491 |
| 31 | 4,804 | 5,269 | 4,324 | 5,293 | - | 1,837 | 1,673 | 1,653 | 2,192 | 1,963 | 4,399 | 3,974 | 4,260 | 4,922 | - | 1,557 | 1,825 | 1,910 | 2,076 | 2,171 |

Siehe Zeilenbezeichnung S.76 / See line labels p.76 / Voir libellés des lignes p.76

Zeilenbezeichnung der Tabellen 2.1

Line labels for tables 2.1

Libellés des lignes des tableaux 2.1

| | | | | | | | |
|----|---------------------------------------|--|---------------------------------|---|----------------------|---|-----------------------------------|
| 1 | | Roheisen und Ferrolegierungen EGKS | | Pig-iron and ferro-alloys ECSC | | Fontes et ferro-alliages CECA | 1 |
| 2 | EGKS-Erzeugnisse | Rohblöcke und Rohluppen | ECSC products | Ingots and puddled bars | Produits CECA | Lingots et massiaux | 2 |
| 3 | | Vorgew. Blöcke und Knüppel | | Blooms and billets | | Blooms et billettes | 3 |
| 4 | | Brammen, Platinen | | Slabs and sheet bars | | Brames et largets | 4 |
| 5 | | Rundes Halbzeug | | Semis (cross section) | | Demi-produits ronds | 5 |
| 6 | | Profiliertes Halbzeug | | Blanks for sections | | Ebauches pour profilés | 6 |
| 7 | | Summe 2-6 | | Total 2-6 | | Total 2-6 | 7 |
| 8 | | Warmbreitband in Rollen | | Coils for re-rolling | | Ebauches en rouleaux pour tôles (coils) | 8 |
| 9 | | Neue Schienen | | New rails | | Rails neufs | 9 |
| 10 | | Schwellen, Unterlagsplatten, Laschen | | Sleepers, soleplates, fish plates | | Traverses., selles, éclisses | 10 |
| 11 | | Walzdraht | | Wire rod | | Fil machine | 11 |
| 12 | | Stabstahl | | Bars | | Barres | 12 |
| 13 | | Stahlspundwände | | Sheet piling | | Palpanches | 13 |
| 14 | | Profile von 80 mm oder mehr | | Sections of 80 mm or more | | Profilés de 80 mm et plus | 14 |
| 15 | | Sonstige Profile | | Other sections | | Autres profilés | 15 |
| 16 | | Bandstahl | | Hot-rolled strip and hoop | | Feuillards à chaud | 16 |
| 17 | | Breitflachstahl | | Universal plates | | Larges plats | 17 |
| 18 | | Elektrobleche | | Electric sheets | | Tôles magnétiques | 18 |
| 19 | | Bleche (nicht überzogen) >= 3 mm | | Plate and sheet not coated >= 3 mm | | Tôles non revêtues >= 3 mm | 19 |
| 20 | | Bleche (nicht überzogen) < 3 mm | | Plat and sheet not coated < 3 mm | | Tôles non revêtues < 3 mm | 20 |
| 21 | | Weissblech und sonstige verz. Bleche | | Tinplate and other tinned sheets | | Fer-blanc et tôles étamées | 21 |
| 22 | | Sonstige überz. Bleche & platt. Bleche | | Other coated plates, clad plates & sheets | | Autres tôles revêtues et tôles plaquées | 22 |
| 23 | | Summe 7-22 | | Total 7-22 | | Total 7-22 | 23 |
| 24 | | Nicht-EGKS-Erzeugnisse | | Kaltprodukte (ohne Zeile 26) (1) | | Non-ECSC products | Cold products (excl. line 26) (1) |
| 25 | Geschmiedete Erzeugnisse u.a. (2) | | Forged products and others (2) | Produits forgés et autres (2) | 25 | | |
| 26 | Kaltgezogener Draht | | Cold drawn wire | Fils tréfilés | 26 | | |
| 27 | Röhren u. Verbindungsstücke aus Stahl | | Steel tubes, pipes and fittings | Tubes et raccords d'acier | 27 | | |
| 28 | Summe 23+24+25+26+27 | | Total 23+24+25+26+27 | Total 23+24+25+26+27 | 28 | | |
| 29 | | Gebrauchte Schienen | | Used rails | | Rails usagés | 29 |
| 30 | | Eisenerz | | Iron ore | | Mineral de fer | 30 |

Kaltband, Kaltprofile, Blankstahl, kaltverformte und kaltbearbeitete Bleche und Bänder.

cold-rolled sections, shapes drawn bars, and strip otherwise fabricated or worked.

feuillards façonnées à froid.

99

(2) Geschmiedete Stäbe, geschmiedetes Halbzeug, Schmiedehalbzeug und andere Erzeugnisse in den Formen der Vertragserzeugnisse

(2) Forged bars, semi-finished forgings, pieces roughly shaped by forging, other products in the form of products falling under the Treaty

(2) Barres forgées, demi-produits forgés, forges et autres produits se présentant sous de produits du traité.

8 2.2. Aussenhandel an Stahl nach Herkunft und Bestimmung (EU)
 Foreign trade in steel by origin and destination (EU)
 Commerce extérieur d'acier par provenance et destination (UE)



| | Blöcke und Halbzeug Ingots and semis Lingots et demi-produits | | | | | Warmbreitband in Rollen Hot rolled wide strip in coils Larges bandes à chaud | | | | | Walzstahlfertigerzeugnisse Finished products Produits finis | | | | | Flacherzeugnisse Flat products Produits plats | | | | | Stahl (EGKS) Steel (ECSC) Acier (CECA) | | | | |
|---|---|-------|-------|-------|-----|--|-------|-------|-------|-------|---|--------|--------|--------|-------|---|-------|-------|-------|-------|--|--------|--------|--------|-------|
| | 2001 | | 2002 | | | 2001 | | 2002 | | | 2001 | | 2002 | | | 2001 | | 2002 | | | 2001 | | 2002 | | |
| | III | IV | I | II | III | III | IV | I | II | III | III | IV | I | II | III | III | IV | I | II | III | III | IV | I | II | III |
| Einfuhr / Imports / Importations | | | | | | | | | | | | | | | | | | | | | | | | | |
| EU-15 | 1,544 | 1,733 | 1,852 | 1,997 | - | 2,767 | 2,849 | 2,978 | 3,504 | - | 10,444 | 10,998 | 11,121 | 12,096 | - | 6,708 | 7,139 | 7,260 | 7,795 | - | 14,756 | 15,579 | 15,951 | 17,597 | - |
| Drittländer Third countries Pays tiers | 1,176 | 931 | 1,096 | 1,281 | 892 | 1,208 | 1,107 | 1,082 | 1,211 | 1,189 | 3,011 | 2,985 | 3,017 | 3,213 | 2,864 | 1,747 | 1,657 | 1,658 | 1,854 | 1,522 | 5,396 | 5,024 | 5,196 | 5,705 | 4,945 |
| Westeuropa Western Europe Europe de l'ouest | 64 | 140 | 69 | 51 | 78 | 147 | 67 | 73 | 76 | 21 | 815 | 866 | 791 | 762 | 649 | 337 | 256 | 245 | 252 | 208 | 1,026 | 1,073 | 934 | 889 | 748 |
| EFTA / AELE | 11 | 12 | 27 | 33 | 10 | 0 | 0 | 0 | 0 | 0 | 241 | 309 | 320 | 289 | 247 | 73 | 74 | 77 | 69 | 63 | 253 | 321 | 348 | 323 | 257 |
| Osteuropa Eastern Europe Europe de l'est | 788 | 745 | 855 | 897 | 645 | 676 | 592 | 595 | 643 | 632 | 1,450 | 1,398 | 1,371 | 1,565 | 1,493 | 800 | 842 | 731 | 848 | 747 | 2,915 | 2,735 | 2,821 | 3,104 | 2,770 |
| Africa | 28 | 15 | 15 | 31 | 18 | 157 | 152 | 173 | 167 | 139 | 153 | 146 | 134 | 153 | 150 | 111 | 96 | 92 | 112 | 107 | 338 | 313 | 321 | 351 | 307 |
| America US | 262 | 29 | 135 | 197 | 137 | 64 | 105 | 112 | 109 | 119 | 185 | 188 | 231 | 249 | 241 | 152 | 153 | 191 | 211 | 197 | 511 | 321 | 478 | 555 | 497 |
| | 1 | 1 | 0 | 8 | 13 | 1 | 2 | 4 | 0 | 4 | 38 | 38 | 35 | 28 | 22 | 28 | 32 | 31 | 24 | 19 | 39 | 41 | 39 | 37 | 39 |
| Asia CN | 32 | 1 | 21 | 104 | 13 | 132 | 153 | 92 | 88 | 262 | 346 | 350 | 471 | 430 | 293 | 294 | 283 | 382 | 377 | 224 | 510 | 504 | 584 | 622 | 568 |
| | 7 | 0 | 0 | 2 | 3 | 11 | 28 | 57 | 38 | 46 | 26 | 26 | 39 | 54 | 27 | 26 | 21 | 39 | 48 | 27 | 44 | 53 | 97 | 94 | 76 |
| JP | 25 | 1 | 20 | 100 | 10 | 3 | 22 | 2 | 1 | 23 | 38 | 30 | 40 | 38 | 41 | 26 | 23 | 33 | 31 | 37 | 66 | 53 | 62 | 139 | 74 |
| Oceania | - | - | 1 | 1 | - | 32 | 40 | 36 | 128 | 16 | 58 | 32 | 14 | 49 | 33 | 48 | 23 | 12 | 49 | 32 | 90 | 71 | 51 | 178 | 49 |
| Ausfuhr / Exports / Exportations | | | | | | | | | | | | | | | | | | | | | | | | | |
| EU-15 | 1,507 | 1,420 | 1,603 | 1,970 | - | 3,401 | 3,071 | 3,589 | 3,977 | - | 11,134 | 11,488 | 12,422 | 13,218 | - | 7,167 | 7,307 | 8,132 | 8,484 | - | 16,042 | 15,980 | 17,614 | 19,165 | - |
| Drittländer Third countries Pays tiers | 513 | 460 | 362 | 449 | 615 | 572 | 752 | 545 | 644 | 632 | 3,815 | 3,772 | 3,688 | 4,016 | 3,882 | 2,515 | 2,364 | 2,303 | 2,451 | 2,515 | 4,900 | 4,983 | 4,595 | 5,109 | 5,129 |
| Westeuropa Western Europe Europe de l'ouest | 31 | 21 | 24 | 26 | 72 | 95 | 77 | 90 | 105 | 114 | 928 | 799 | 849 | 991 | 883 | 591 | 442 | 500 | 599 | 546 | 1,054 | 898 | 963 | 1,122 | 1,068 |
| EFTA / AELE | 20 | 20 | 20 | 21 | 21 | 76 | 47 | 62 | 57 | 76 | 595 | 477 | 491 | 505 | 443 | 359 | 249 | 275 | 277 | 242 | 691 | 544 | 573 | 582 | 540 |
| Osteuropa Eastern Europe Europe de l'est | 15 | 7 | 17 | 9 | 13 | 20 | 20 | 21 | 21 | 20 | 785 | 726 | 709 | 812 | 747 | 547 | 503 | 501 | 577 | 547 | 820 | 754 | 747 | 842 | 779 |
| Africa | 75 | 155 | 93 | 67 | 145 | 46 | 67 | 15 | 57 | 14 | 278 | 301 | 307 | 321 | 292 | 175 | 154 | 170 | 186 | 177 | 398 | 523 | 416 | 445 | 451 |
| America US | 208 | 197 | 158 | 187 | 210 | 281 | 464 | 281 | 297 | 324 | 1,032 | 1,148 | 1,011 | 984 | 968 | 620 | 679 | 546 | 473 | 523 | 1,522 | 1,810 | 1,450 | 1,467 | 1,502 |
| | 166 | 181 | 141 | 176 | 199 | 213 | 346 | 151 | 171 | 234 | 641 | 679 | 556 | 491 | 515 | 364 | 396 | 255 | 187 | 237 | 1,020 | 1,207 | 847 | 838 | 948 |
| Asia CN | 184 | 80 | 69 | 156 | 174 | 125 | 107 | 128 | 163 | 148 | 668 | 695 | 721 | 757 | 877 | 486 | 501 | 511 | 529 | 625 | 977 | 881 | 919 | 1,076 | 1,199 |
| | 20 | 0 | 21 | 110 | 21 | 32 | 32 | 38 | 61 | 38 | 96 | 79 | 90 | 134 | 133 | 75 | 59 | 78 | 111 | 107 | 148 | 111 | 149 | 305 | 192 |
| JP | 0 | 1 | 2 | 1 | 1 | 0 | 1 | 0 | 0 | 1 | 10 | 10 | 9 | 6 | 7 | 6 | 7 | 6 | 5 | 5 | 11 | 11 | 11 | 8 | 8 |
| Oceania | 0 | 1 | 1 | 3 | 1 | 2 | 3 | 2 | 1 | 1 | 27 | 33 | 28 | 30 | 30 | 15 | 19 | 16 | | | 29 | 37 | 30 | 34 | 32 |

2.3. Einfuhr und Ausfuhr an Schrott (EU)
Imports and exports of scrap (EU)
Importations et exportations de ferrailles (UE)



(1000 t)

| | Einfuhr / Imports / Importations | | | | | Ausfuhr / Exports / Exportations | | | | |
|--|----------------------------------|----------|-----------|----------|----------|----------------------------------|----------|------------|------------|------------|
| | 2001 | | 2002 | | | 2001 | | 2002 | | |
| | III | IV | I | II | III | III | IV | I | II | III |
| EU-15 | 4,804 | 5,269 | 4,324 | 5,293 | - | 4,399 | 3,974 | 4,260 | 4,922 | - |
| Drittländer Third countries Pays tiers | 1,837 | 1,673 | 1,653 | 2,192 | 1,963 | 1,557 | 1,825 | 1,910 | 2,076 | 2,171 |
| Westeuropa Western Europe Europe de l'ouest | 238 | 240 | 210 | 293 | 238 | 617 | 1,065 | 904 | 693 | 855 |
| EFTA / AELE | 170 | 143 | 135 | 181 | 149 | 79 | 82 | 88 | 160 | 97 |
| Osteuropa Eastern Europe Europe de l'est | 1,398 | 1,270 | 1,170 | 1,668 | 1,524 | 9 | 18 | 8 | 51 | 10 |
| Africa | 71 | 87 | 79 | 122 | 109 | 2 | 2 | 2 | 4 | 38 |
| America US | 50 34 | 40 26 | 146 38 | 53 15 | 45 17 | 127 127 | 66 65 | 208 208 | 312 272 | 307 306 |
| Asia | 73 | 30 | 44 | 52 | 45 | 802 | 673 | 788 | 1,015 | 961 |
| Oceania | 0 | 0 | 0 | 0 | 0 | 0 | 0 | - | - | - |

(1) Eisen- und Stahlschrott, ohne alte Schienen / Iron and steel scrap, not including old rails / Ferrailles de fonte et d'acier, non compris les rails usagés.

2.4. Einfuhr an Eisenerz (EU)
Imports of iron ore (EU)
Importations de minerai de fer (UE)

(1000 t)

| | 2001 | | 2002 | | |
|--|--------|--------|--------|--------|--------|
| | III | IV | I | II | III |
| EU-15 | 7,068 | 7,225 | 7,014 | 9,664 | - |
| Drittländer Third countries Pays tiers | 27,490 | 26,758 | 27,647 | 30,176 | 29,669 |
| Westeuropa Western Europe Europe de l'ouest | 663 | 1,005 | 708 | 367 | 1,128 |
| EFTA / AELE | 663 | 1,005 | 708 | 367 | 1,128 |
| Osteuropa Eastern Europe Europe de l'est | 390 | 431 | 329 | 378 | 428 |
| Africa | 3,539 | 3,511 | 3,874 | 4,629 | 3,729 |
| MR | 2,454 | 2,181 | 2,783 | 2,078 | 2,164 |
| LR | - | - | - | - | - |
| ZA | 1,084 | 1,330 | 1,089 | 2,541 | 1,507 |
| America | 17,035 | 16,997 | 17,023 | 18,723 | 18,878 |
| CA | 2,645 | 3,254 | 2,745 | 3,389 | 3,841 |
| VE | 1,164 | 1,172 | 1,232 | 1,657 | 1,559 |
| BR | 13,171 | 12,571 | 12,877 | 13,633 | 13,409 |
| Asia | 65 | 324 | 208 | 503 | 73 |
| Oceania | 4,335 | 3,249 | 4,193 | 4,052 | 3,920 |