



Brussels, 9.1.2019  
SWD(2019) 1 final

PART 11/11

**COMMISSION STAFF WORKING DOCUMENT**

*Accompanying the document*

**REPORT FROM THE COMMISSION TO THE EUROPEAN PARLIAMENT, THE  
COUNCIL, THE EUROPEAN ECONOMIC AND SOCIAL COMMITTEE AND THE  
COMMITTEE OF THE REGIONS**

**Energy prices and costs in Europe**

{COM(2019) 1 final}

# Sweden

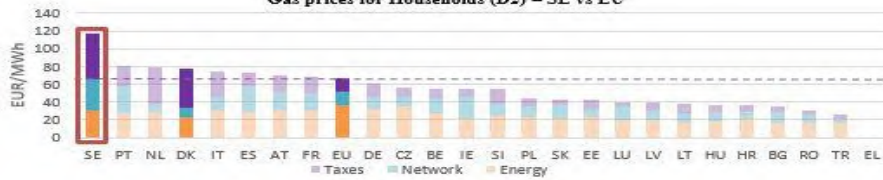


Electricity prices for Households (DC) – SE vs EU

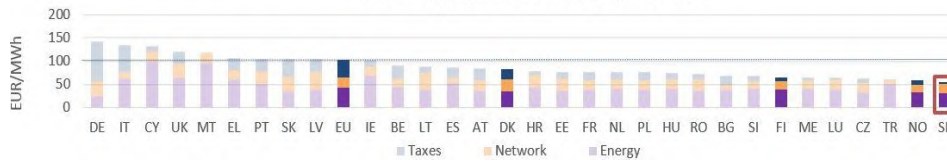


See footnote 1

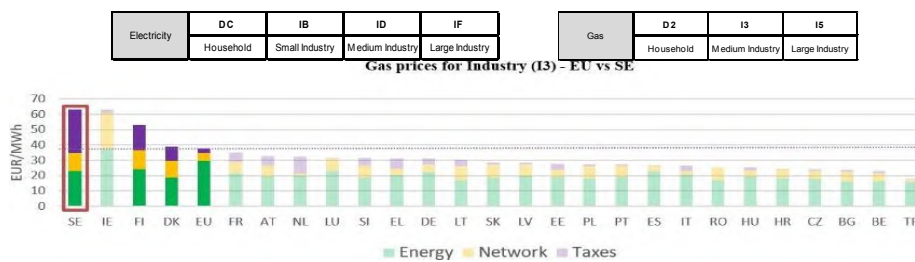
Gas prices for Households (D2) – SE vs EU



Electricity prices for Industry (ID) – SE vs EU

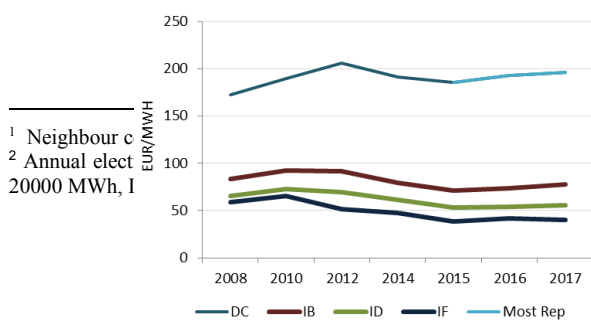


Gas prices for Industry (I3) – SI vs EU



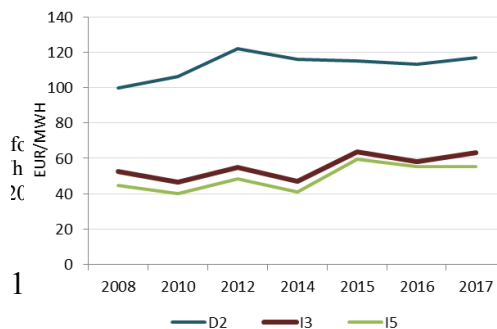
See footnote 2

Electricity prices in Sweden



<sup>1</sup> Neighbourhood  
<sup>2</sup> Annual electricity consumption  
20000 MWh, I

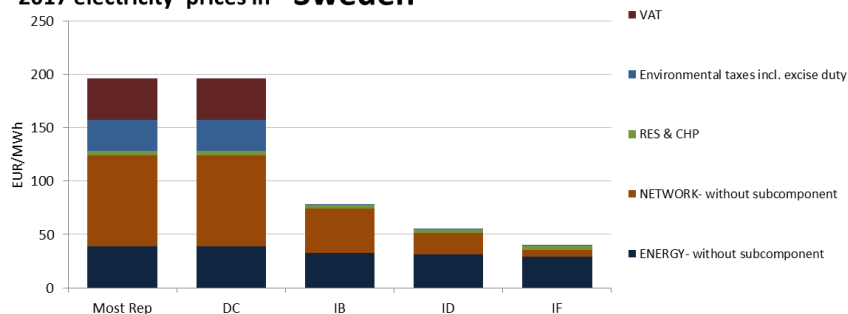
Natural gas prices in Sweden



h, ID 2000-

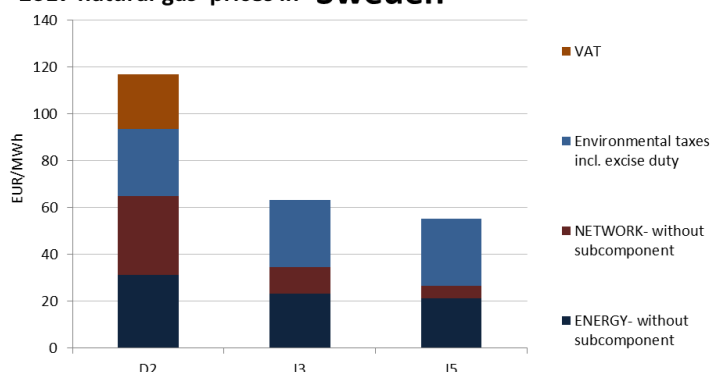
(DC)

### 2017 electricity prices in Sweden



Source: European Commission, DG Energy in- house data collection

### 2017 natural gas prices in Sweden



Source: European Commission, DG Energy in- house data collection

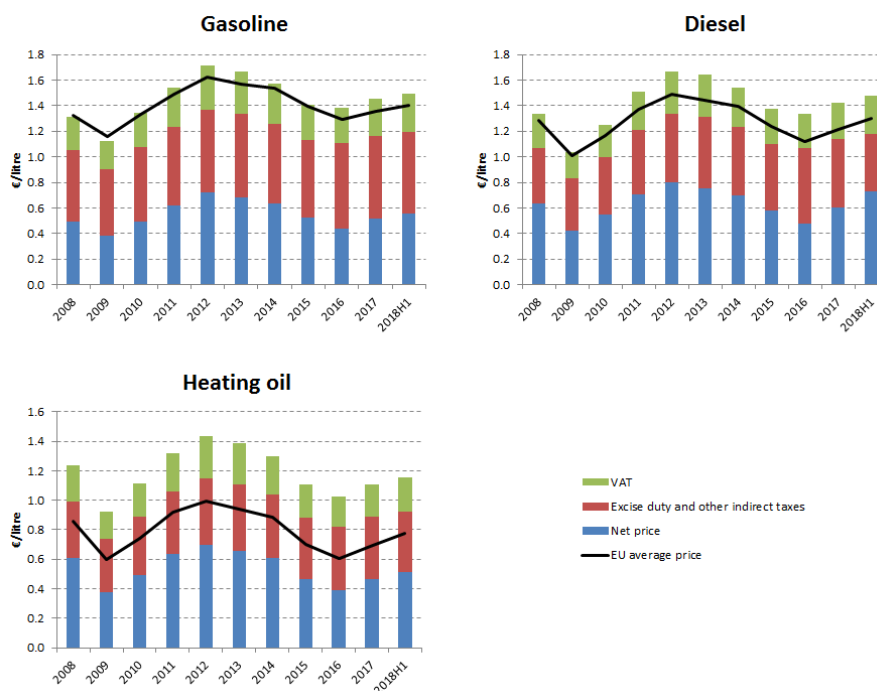
## Price regulation

---

This country liberalised prices before 2008.  
No social tariffs identified.

---

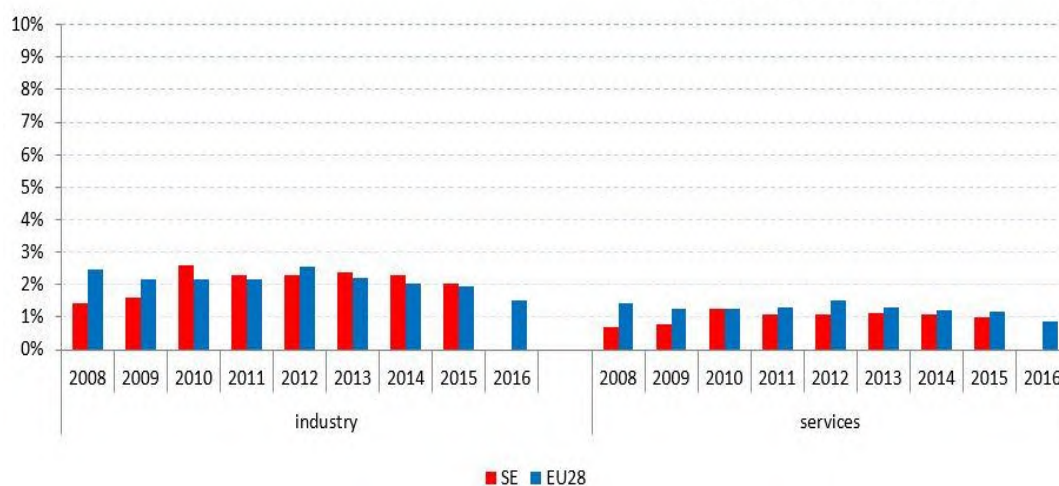
## Oil products prices



## Energy costs shares in total production costs

Share of energy costs in total production value in industry and services: SE vs. EU28

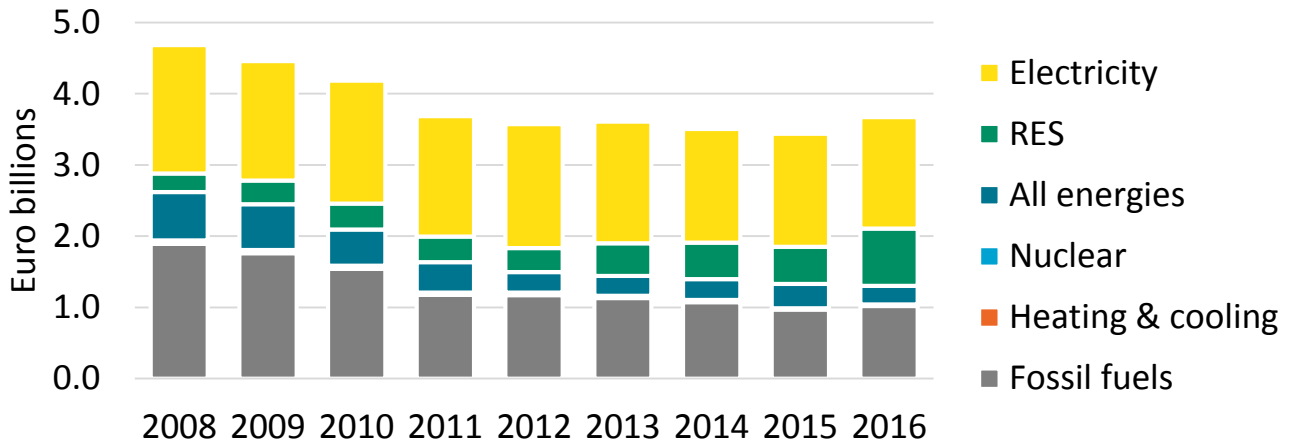
Source: ESTAT (SBS; NA), Primes, own calculations



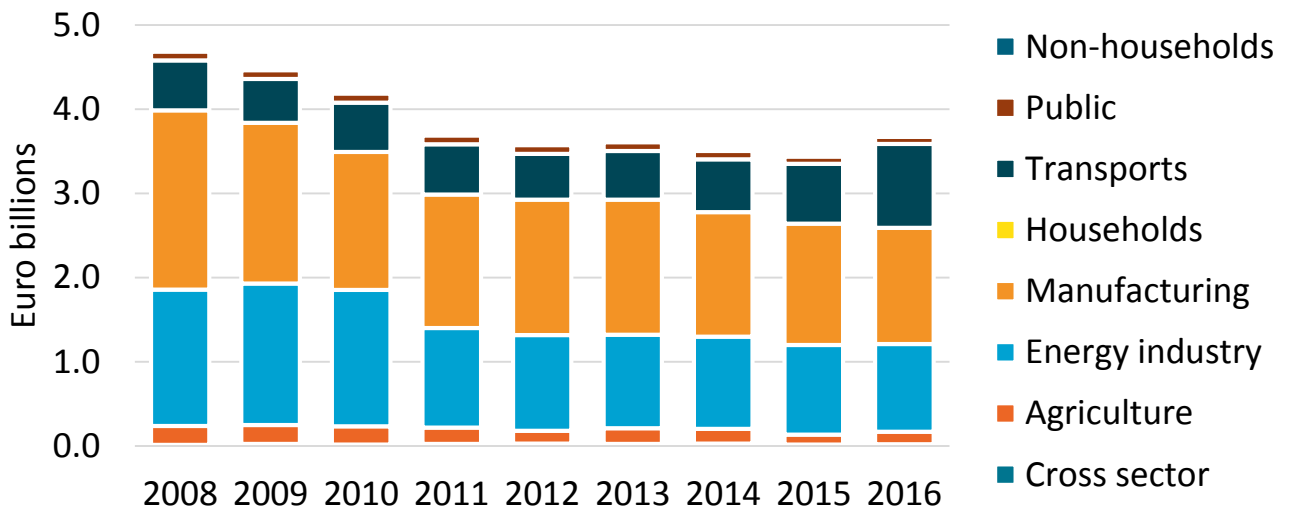
Notes: Data for Malta (prior to 2016), Poland (prior to 2015), Slovenia (prior to 2012) and Greece (prior to 2008) is not available. Data for Denmark, Sweden and the United Kingdom for 2016 was missing by the time of extraction

## Financial support interventions

### Financial support by energy/technology (billion euros)



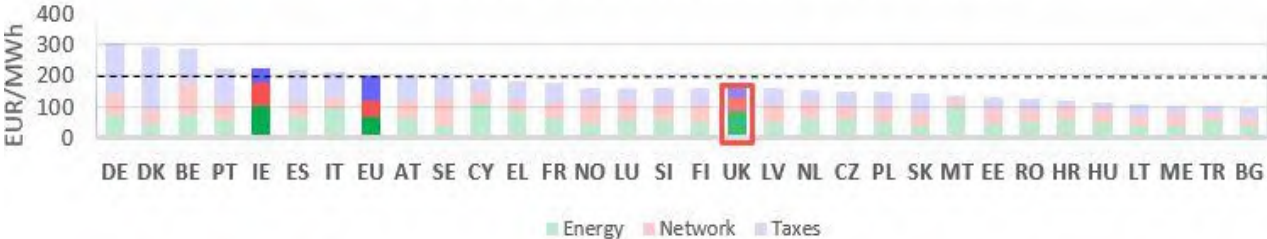
### Financial support by sector (billion euros)



# United Kingdom

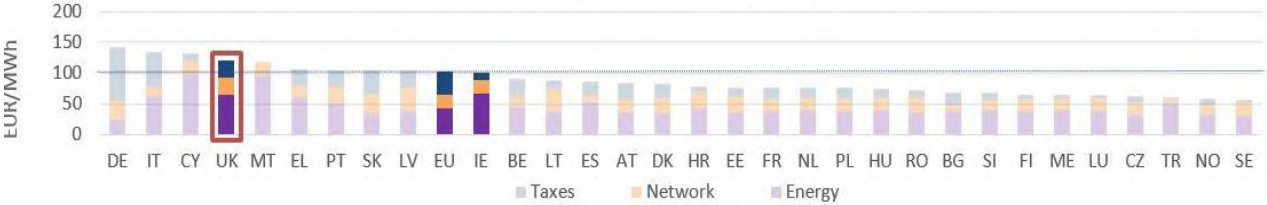


Electricity prices for Households (DC) – UK vs EU



see footnote <sup>1</sup>

Electricity prices for Industry (ID) - UK vs EU



Electricity	DC	IB	ID	IF
	Household	Small Industry	Medium Industry	Large Industry

Gas	D2	I3	I5
	Household	Medium Industry	Large Industry

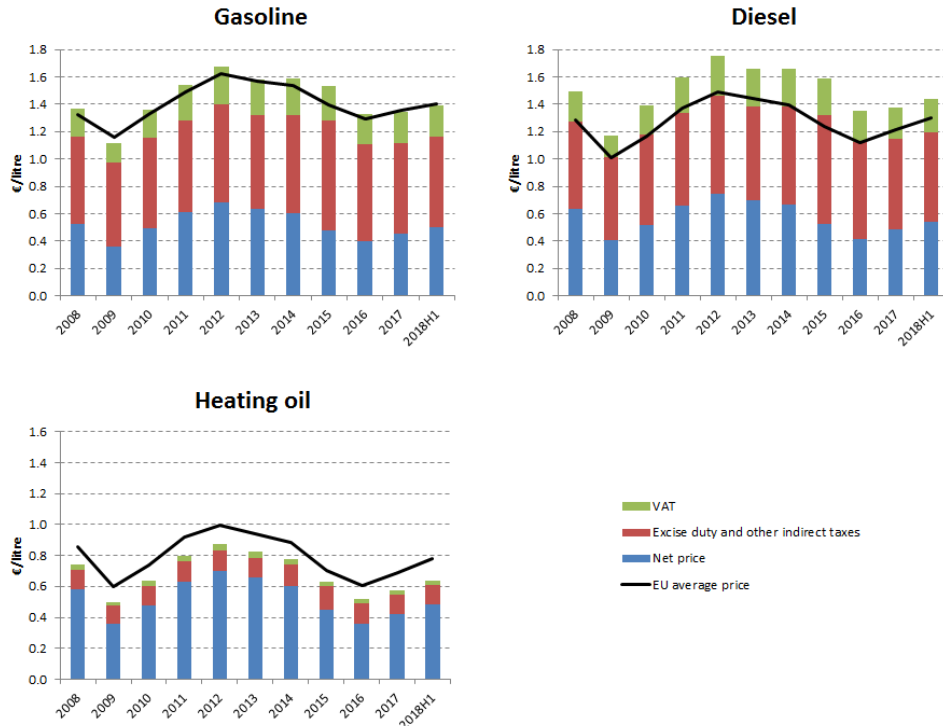
See footnote <sup>2</sup>

No data available for electricity and natural gas prices

<sup>1</sup> Neighbour countries and EU 28. No gas household prices available for Greece for 2017.  
<sup>2</sup> Annual electricity consumption: DB 1 - 2.5 MWh, DC 2.5 - 5 MWh, DD 5 - 15 MWh, DE above 15 MWh, IB 20-500 MWh, ID 2000-20000 MWh, IF 70000-150000 MWh. Annual Gas consumption: D2 20-200 GJ, I3 10000-100000 GJ, I5 1 mil - 4 mil GJ.

This country liberalised prices before 2008.  
No social tariffs identified.

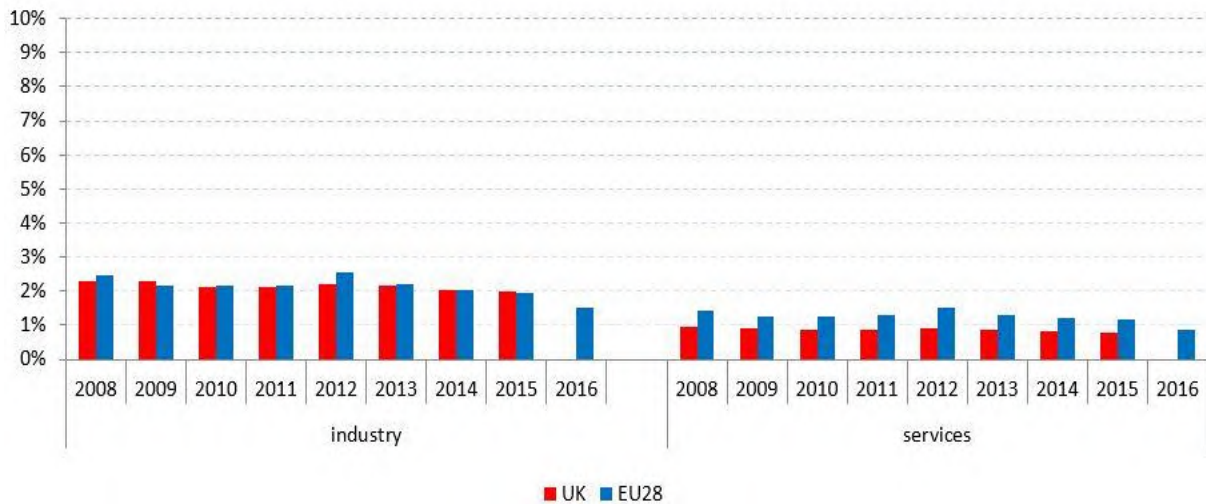
## Oil products prices



## Energy costs shares in total production costs

Share of energy costs in total production value in industry and services: UK vs. EU28

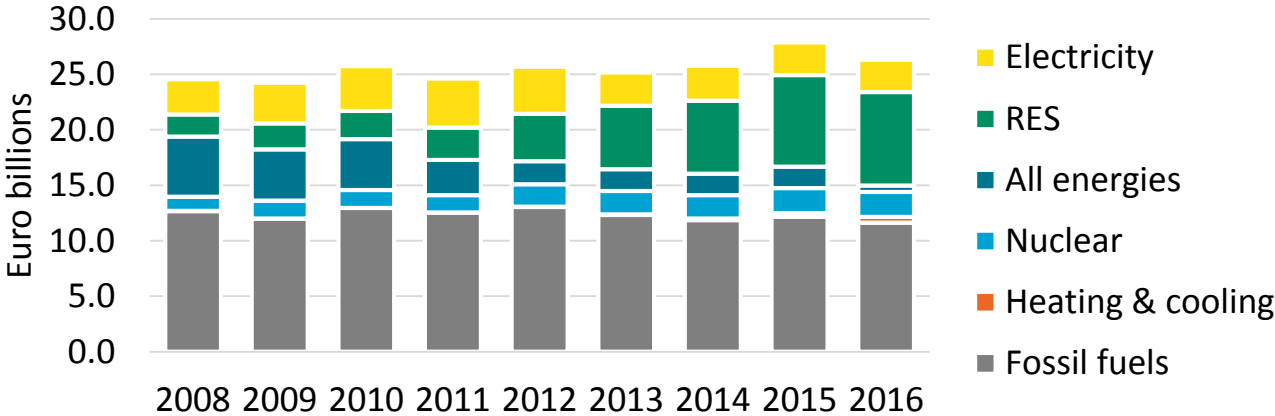
Source: ESTAT (SBS, NA), Primes, own calculations



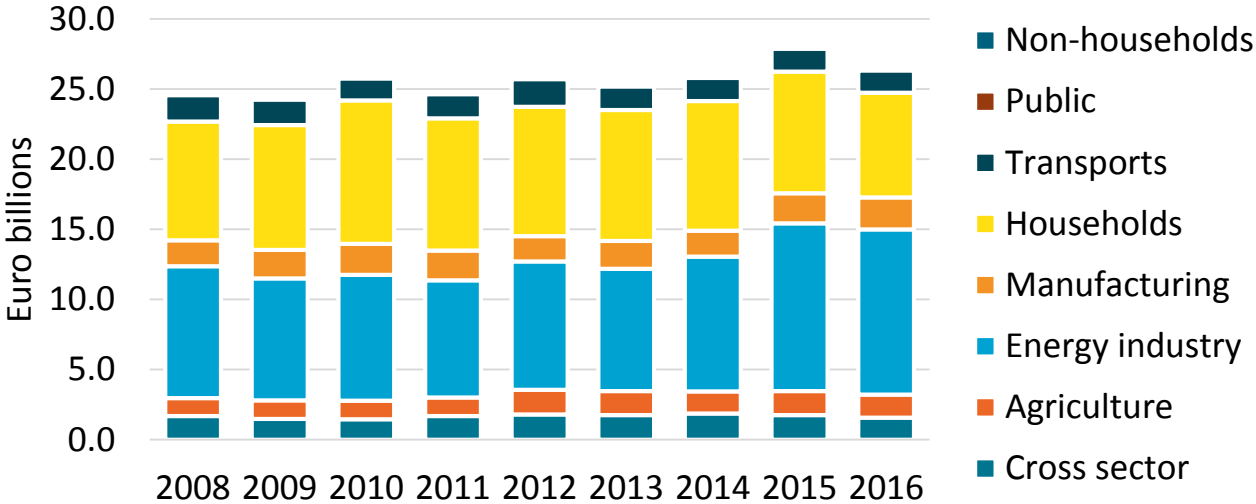
Notes: Data for Malta (prior to 2016), Poland (prior to 2015), Slovenia (prior to 2012) and Greece (prior to 2008) is not available. Data for Denmark, Sweden and the United Kingdom for 2016 was missing by the time of extraction

## Financial support interventions

### Financial support by energy/technology (billion euros)

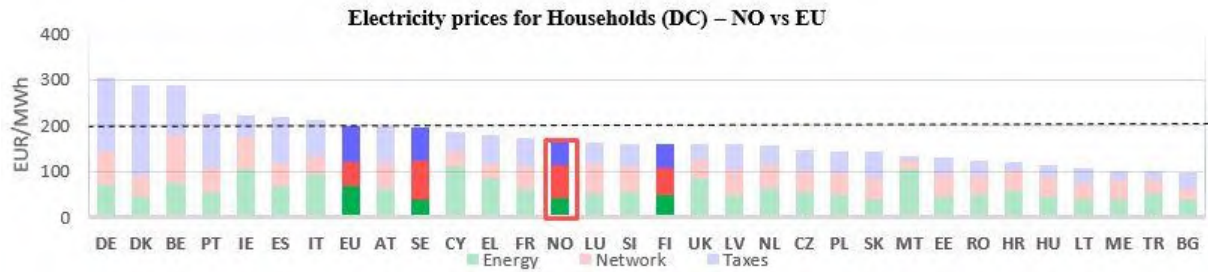


### Financial support by sector (billion euros)

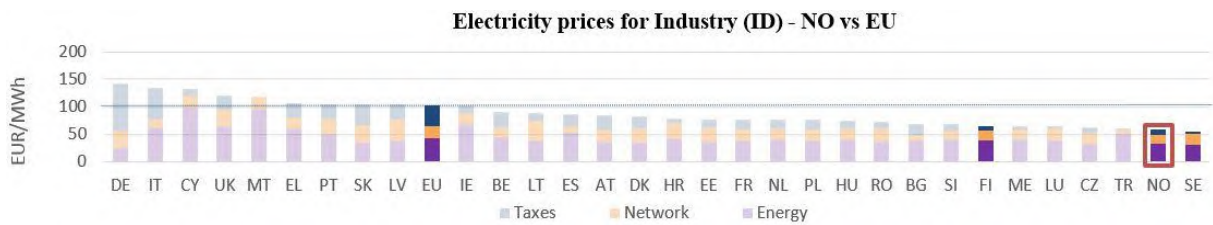




# Norway



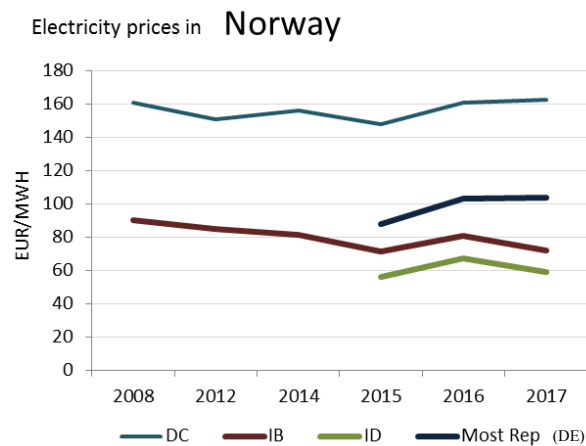
see footnote<sup>1</sup>



Electricity	DC	IB	ID	IF
		Household	Small Industry	Medium Industry

Gas	D2	I3	I5
		Household	Medium Industry

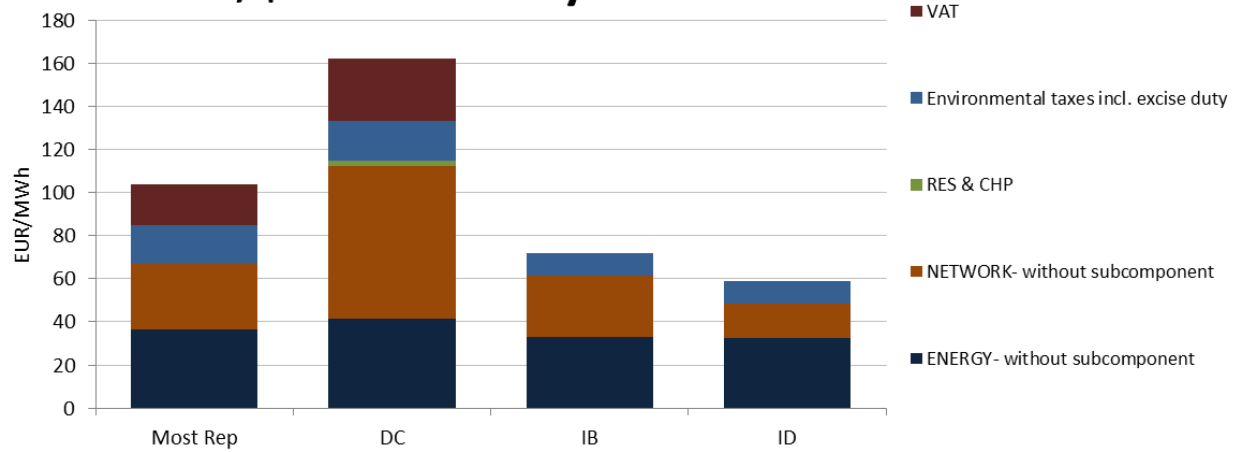
See footnote<sup>2</sup>



<sup>1</sup> Neighbour countries and EU 28. No gas household prices available for Greece for 2017.

<sup>2</sup> Annual electricity consumption: DB 1 - 2.5 MWh, DC 2.5 - 5 MWh, DD 5 - 15 MWh, DE above 15 MWh, IB 20-500 MWh, ID 2000-20000 MWh, IF 70000-150000 MWh. Annual Gas consumption: D2 20-200 GJ, I3 10000-100000 GJ, I5 1 mil - 4 mil GJ.

## 2017 electricity prices in Norway



Source: European Commission, DG Energy in- house data collection

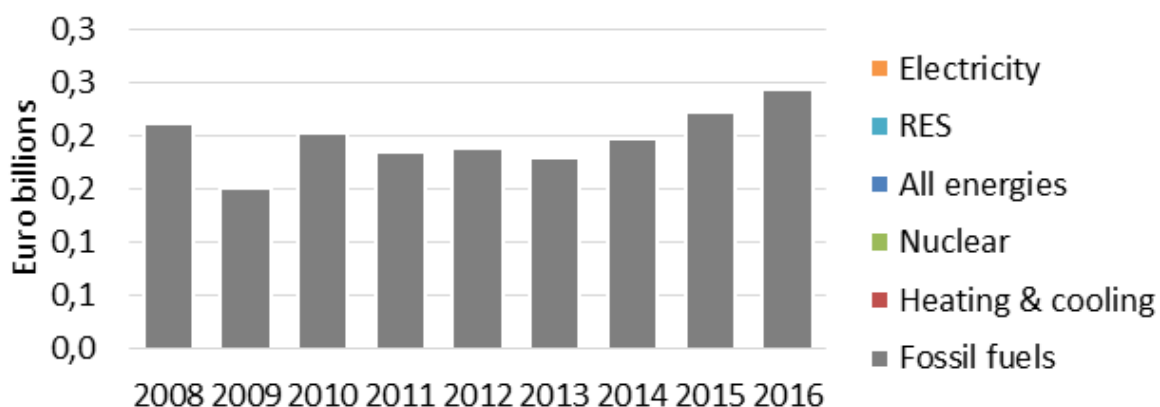
---

Oil product prices and Energy costs shares  
are not available for this country

---

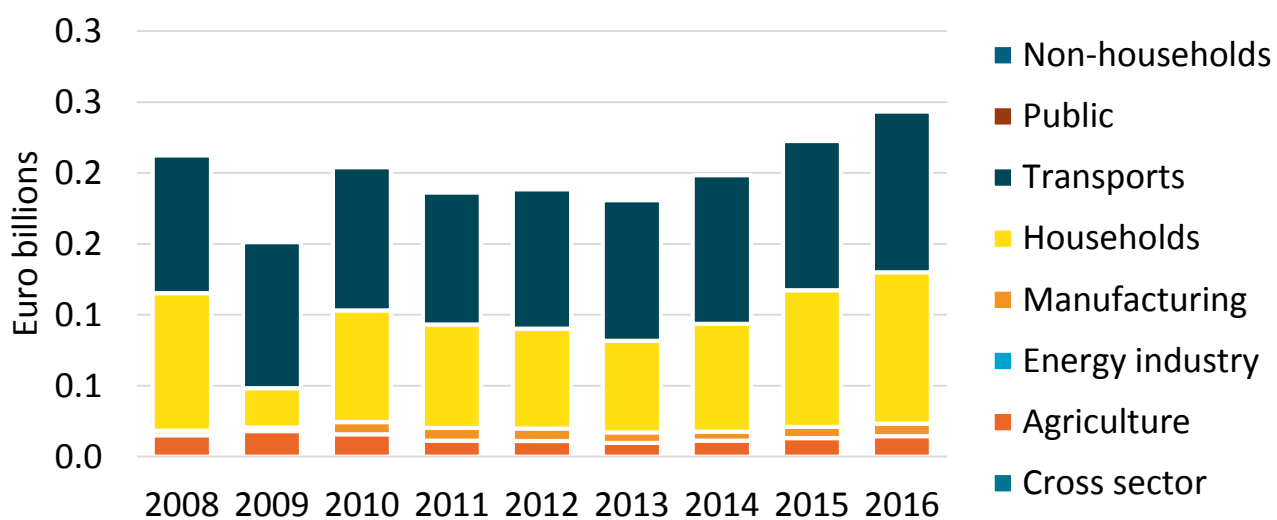
## Financial support interventions

Financial support by energy/technology (billion euros)



1

Financial support by sector (billion euros)

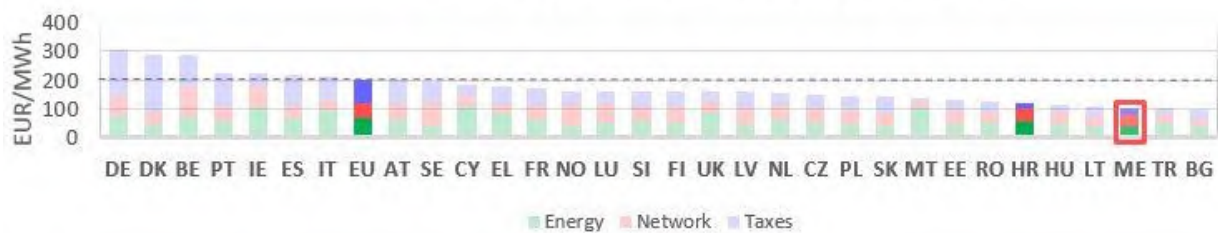


<sup>1</sup> Only fossil fuels data available

# Montenegro

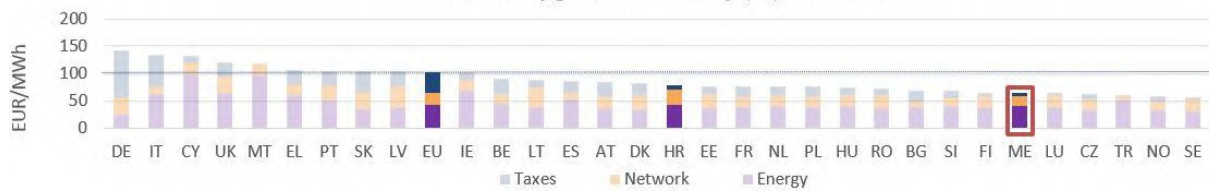


Electricity prices for Households (DC) – ME vs EU



see footnote<sup>1</sup>

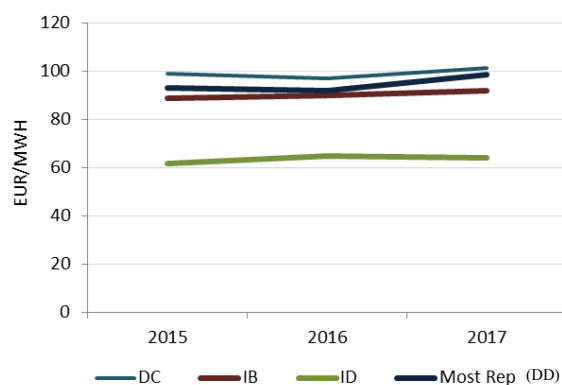
Electricity prices for Industry (ID) - ME vs EU



Electricity	DC	IB	ID	IF
	Household	Small Industry	Medium Industry	Large Industry

Gas	D2	I3	I5
	Household	Medium Industry	Large Industry

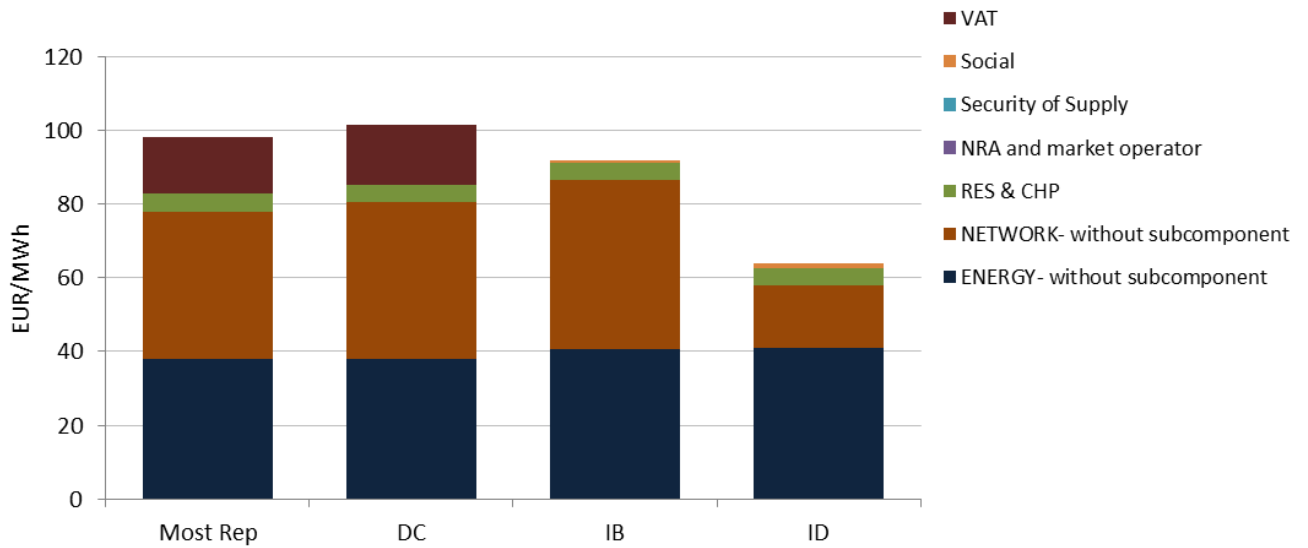
See footnote<sup>2</sup>



<sup>1</sup> Neighbour countries and EU 28. No gas household prices available for Greece for 2017.

<sup>2</sup> Annual electricity consumption: DB 1 - 2.5 MWh, DC 2.5 - 5 MWh, DD 5 - 15 MWh, DE above 15 MWh, IB 20-500 MWh, ID 2000-20000 MWh, IF 70000-150000 MWh. Annual Gas consumption: D2 20-200 GJ, I3 10000-100000 GJ, I5 1 mil - 4 mil GJ.

## 2017 electricity prices in Montenegro



Source: European Commission, DG Energy in- house data collection

---

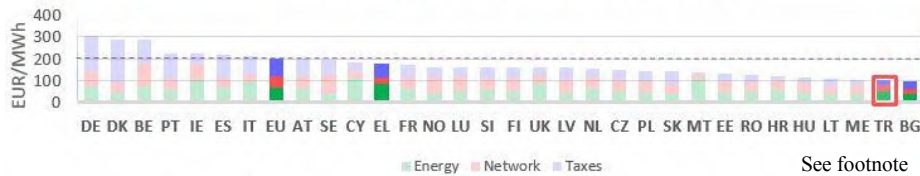
Oil product prices and Energy costs shares  
are not available for this country

---

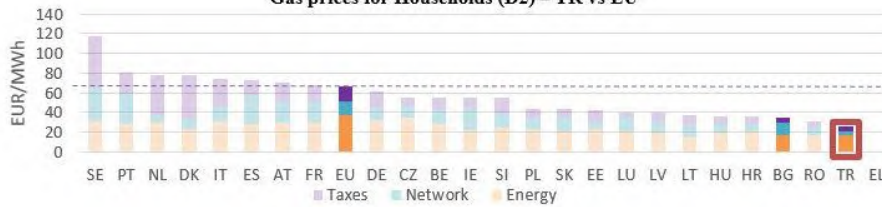
# Turkey



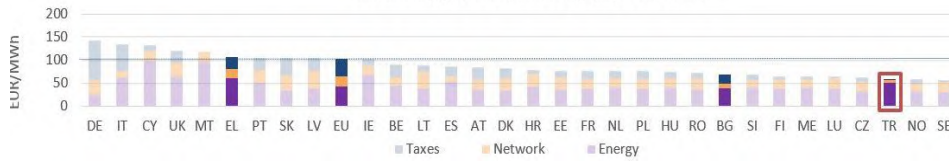
Electricity prices for Households (DC) – TR vs EU



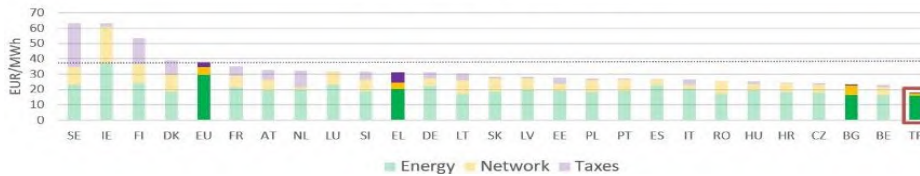
Gas prices for Households (D2) – TR vs EU



Electricity prices for Industry (ID) – TR vs EU



Gas prices for Industry (I3) – TR vs EU

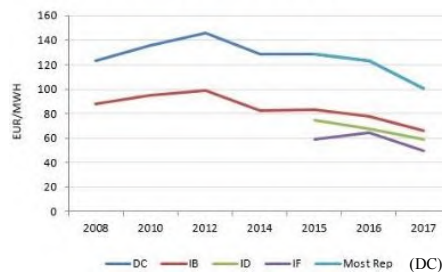


See footnote 2

Electricity	DC	IB	ID	IF
	Household	Small Industry	Medium Industry	Large Industry

Gas	D2	I3	I5
	Household	Medium Industry	Large Industry

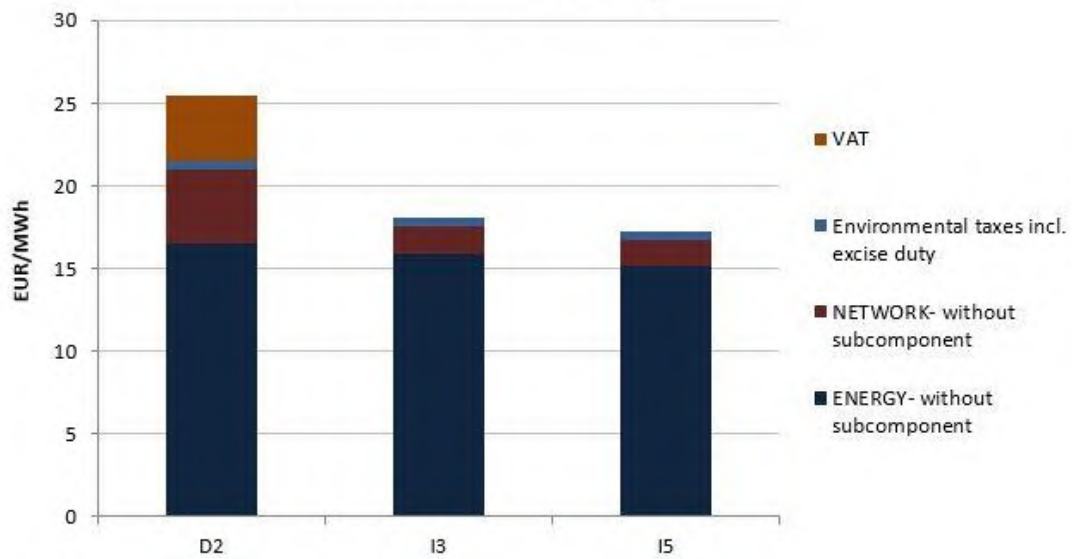
Electricity prices in Turkey



<sup>1</sup> Neighbour countries and EU 28. No gas household prices available for Greece for 2017.

<sup>2</sup> Annual electricity consumption: DB 1 - 2.5 MWh, DC 2.5 - 5 MWh, DD 5 - 15 MWh, DE above 15 MWh, IB 20-500 MWh, ID 2000-20000 MWh, IF 70000-150000 MWh. Annual Gas consumption: D2 20-200 GJ, I3 10000-100000 GJ, I5 1 mil - 4 mil GJ.

## 2017 natural gas prices in Turkey



---

Oil product prices and Energy costs shares  
are not available for this country

---