



Brussels, 11.10.2018  
SWD(2018) 444 final

**COMMISSION STAFF WORKING DOCUMENT**

**A Revised EU International Cooperation and Development Results Framework in line  
with the Sustainable Development Goals of the 2030 Agenda for Sustainable  
Development and the New European Consensus on Development**

**CONTENTS**

[1. Introduction](#) ..... 2

[2. The EU International Cooperation and Development Results Framework: The Experience So Far](#) .. 3

[3. The Revised EU International Cooperation and Development Results Framework and the Sustainable Development Goals](#)..... 4

[4. Coverage and Structure](#) ..... 5

[5. Results and Indicators](#) ..... 6

[6. Data collection: Reporting on Ongoing Interventions](#)..... 8

[7. Institutional planning and reporting on results](#)..... 9

[Annex 1 - Terminology](#) ..... 10

[Annex 2 – The Revised EU Results Framework](#)..... 11

[Annex 3 – Indicators methodology notes: Example](#)..... 17

# 1. INTRODUCTION

This Staff Working Document presents the first revision of the EU International Cooperation and Development Results Framework established in 2015 (hereafter EU Results Framework)<sup>1</sup>. The revision of the EU Results Framework builds on the lessons learnt during its implementation so far.

This revision aims to align the EU Results Framework with the new policy framework for international cooperation and development at the global and EU level, as requested in the related 2014 and 2015 Council conclusions<sup>2</sup>. It follows the international objectives defined in the 2030 Agenda for Sustainable Development<sup>3</sup> (hereafter the 2030 Agenda) and the New European Consensus on Development<sup>4</sup> (hereafter the Consensus). It thus offers a tool to illustrate the EU's contribution to the progress of partner countries towards the Sustainable Development Goals (SDGs).

The revised EU Results Framework retains its function to enhance accountability and transparency of EU international cooperation activities. Following the inclusion of ongoing interventions for the results reporting in 2018, the revised EU Results Framework will reinforce its function of informing management decisions and promoting learning at all levels.

The commitment to a robust framework has been adopted by the EU and its Member States in the Consensus<sup>5</sup>. The revised EU Results Framework will allow the enhanced reporting of interventions financed under the current Multiannual Financial Framework (2014-2020) and, in view of its coherence with the Consensus and the 2030 Agenda, it will represent a basis to report on interventions to be financed under the next Multiannual Financial Framework (2021-2027), which should contribute to the implementation of the SDGs through EU external action activities<sup>6</sup>.

The revised EU RF also serves as a basis for results reporting of the relevant indicators included in Strategic and Management Plans of the Commission's Directorate-General for International Cooperation and Development and enhances results reporting for Directorate-General for Neighbourhood and Enlargement Negotiations. Results from the EU Results Framework are also used for other reporting needs, e.g. the yearly budgetary programme statements, etc., and thus allowing for increased efficiency and effectiveness in the Commission's reporting duties.

The revised EU Results Framework complements existing monitoring and reporting frameworks set at sector level and/or in the context of specific initiatives or programmes (e.g. the External Investment Plan) as well as trust funds managed by the Commission. Results collected and reported through the EU Results Framework will continue to feed evaluations and the framework will remain a key component of the Commission's strategy to enhance a results-based culture in the organisation.

---

<sup>1</sup> Launching the EU International Cooperation and Development Results Framework, SWD(2015)80 final

<sup>2</sup> Council conclusions on an EU Development and Cooperation Results Framework of 19 May 2014 (hereinafter '*the 2014 Council conclusions*'), paragraph 3, and Council conclusions on Launching the EU International Cooperation and Development Results Framework of 26 May 2015 (hereinafter '*the 2015 Council conclusions*'), paragraph 5.

<sup>3</sup> UN General Assembly Resolution A/RES/70/1

<sup>4</sup> Joint statement by the Council and the representatives of the governments of the Member States meeting within the Council, the European Parliament and the Commission: The New European Consensus on Development, 2017/C 210/01, OJEU of 30 June 2017.

<sup>5</sup> Paragraphs 18, 76, 88, 99, 113, 115, 119, 120.

<sup>6</sup> Proposal for a Regulation of the European Parliament and the Council establishing the Neighbourhood, Development and International Cooperation Instrument (COM(2018)460 final).

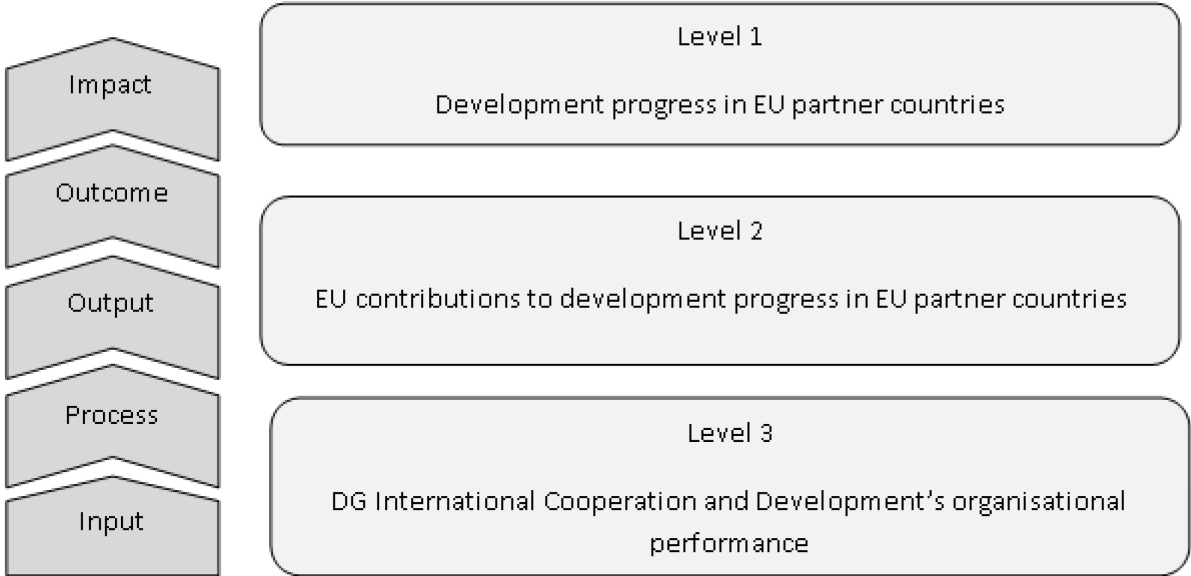
## 2. THE EU INTERNATIONAL COOPERATION AND DEVELOPMENT RESULTS FRAMEWORK: THE EXPERIENCE SO FAR

The EU Results Framework was set up in 2015 responding to the commitment to strengthen results monitoring and reporting and to enhance accountability, transparency and visibility of EU aid<sup>7</sup>.

A results framework is a tool used to collect and measure results achieved against strategic objectives. In this sense, the EU Results Framework has so far provided information on aggregated key results achieved by the EU international cooperation between 2013 and 2017. The publication of this information has increased accountability and transparency and demonstrated to external stakeholders how the EU contributes to development progress in partner countries. It also provided relevant information to inform internal management decisions, with the aim of strengthening effectiveness of EU international cooperation.

The EU Results Framework aggregated results of interventions funded by key external assistance financing instruments<sup>8</sup>. The first EU Results Framework was structured around three levels of results<sup>9</sup>. This functional structure was welcomed by Council conclusions<sup>10</sup>. Level 1 corresponded to development progress of partner countries; Level 2 corresponded to outcomes and outputs of EU funded interventions illustrating the EU contribution to such progress in partner countries; and Level 3 related to Directorate-General for International Cooperation and Development 's organisational performance - see diagram below.

**Figure 1 – The first EU Results Framework three-level structure**



<sup>7</sup> Increasing the Impact of the EU Development Policy: an Agenda for Change, COM(2011)637.

<sup>8</sup> The European Development Fund (EDF), the Development Cooperation Instrument (DCI), the programmable part of the Instrument contributing to Stability and Peace (IcSP) under article 5, the European Instrument for Democracy and Human Rights (EIDHR), the Instrument for Nuclear Safety Cooperation, the Instrument for Greenland and the European Neighbourhood Instrument (ENI).

<sup>9</sup> The results terminology used in this document follows the OECD DAC definition, where the term "results" covers the results chain from outputs to outcomes to impact – See Annex 1 for more details.

<sup>10</sup> 2015 Council conclusions, paragraph 4.

Since the initial set up of the EU Results Framework there have been four years of results reporting against the framework, covering interventions completed in the previous year<sup>11</sup> and with an EU contribution above a minimum threshold (EUR 750,000). This corresponded to an average of 600 to 700 interventions per year across more than 100 partner countries. These represent some 90-95% of the total financial volume of the portfolio of interventions ending in a given year - funded under the instruments quoted below.

Approximately 16,000 results data points have been collected over the four years, feeding a broad range of reporting requirements at intervention and corporate level.

After the publication of the first results report in July 2016<sup>12</sup>, a dedicated chapter on results based on the EU Results Framework has been included in the "Annual Report by the European Commission on the implementation of EU's instruments for financing external actions".

Results data are also used to feed the Annual Activity Report related to the key financial instruments to the European Parliament and the report foreseen in Article 318 of the Treaty on the Functioning of the EU, as well as on yearly budgetary programme statements - amongst others. In 2018, for the first time, the Commission was able to transmit results data collected through this annual exercise to the International Aid Transparency Initiative referring to a sample of interventions funded from the financial instruments below<sup>13</sup>. This information complements financial and other data already published as part of the International Aid Transparency Initiative registry, further increasing the transparency of EU international cooperation.

### **3. THE REVISED EU INTERNATIONAL COOPERATION AND DEVELOPMENT RESULTS FRAMEWORK AND THE SUSTAINABLE DEVELOPMENT GOALS**

The aim of this first revision of the EU Results Framework is to align the framework with the evolving context of international cooperation at EU and international level in order to ensure its continued relevance in supporting effectiveness and efficiency of EU international development assistance.

In September 2015, the adoption by the United Nations of the 2030 Agenda for Sustainable Development set out the international community's response to global challenges in relation to sustainable development. This agenda includes 17 universal Sustainable Development Goals (SDGs) with objectives across economic, social and environmental dimensions of sustainable development. These are accompanied by 169 targets and 230 indicators on SDGs agreed within the UN.

The new European Consensus on Development incorporates the 2030 Agenda paradigm shift into the EU's development cooperation policy and provides a common framework for development cooperation for the EU and its Member States. Poverty eradication remains the primary focus of the Consensus, with the integration of sustainable economic, social and environmental development reflected in the five key themes of the 2030 Agenda - People, Planet, Prosperity, Peace and Partnership.

The Consensus sets out that the EU and its Member States will integrate the 2030 Agenda and support the use of SDG indicators to measure development results at country level. In particular, SDGs

---

<sup>11</sup> i.e. Date of completion between July (Year -2) and June (Year -1)

<sup>12</sup> "EU International Cooperation and Development First report on selected results, July 2013- June 2017" SWD(2016)255

<sup>13</sup> Interventions completed between July 2015 and June 2016.

indicators can foster and facilitate harmonised results reporting, including partner country level results frameworks, where they exist<sup>14</sup>; thus supporting the efforts of the EU in boosting the statistical capacity of developing countries, including on the production and analysis of data to inform policy and decision-making<sup>14</sup>.

Anchoring the EU Results Framework around the SDGs should facilitate further progress towards a common approach for measuring and communicating the results of the EU development policy and that of its Member States<sup>15</sup>. The revised EU Results Framework should also facilitate, further to the invitation by Council, the EU and its Member States pursue of common approaches for measuring and communicating results in Joint Programming<sup>16</sup>. Moreover, the SDGs provide a better context to articulate EU efforts with those of other actors, including not only Member States but also other international donors<sup>17</sup>, thereby enhancing development effectiveness.

In addition, given that partner countries are updating their national systems towards SDG implementation, the use of SDG indicators in the EU Results Framework also contributes to the general development effectiveness objective of making use of data produced by national statistical, monitoring and evaluation systems to the greatest extent possible, including in the context of their own development strategies<sup>18</sup>.

Overall, this approach will enhance the role of the results framework as an essential element of the architecture contributing to an effective implementation and a consistent communication of the EU contribution to progress towards SDGs in partner countries. The revised EU Results Framework content consists of a set of related result statements, which are based on the Consensus implementing the 2030 Agenda.

The revised EU Results Framework aims to serve both as a communication tool for reporting on results and as a means to improve practices in implementing the EU development policy<sup>19</sup>.

In addition, the revised EU Results Framework will continue to be used to improve accountability and transparency. As part of this review, ongoing interventions will also be included for the results reporting against the EU Results Framework as of 2018 (see section 6 below). This will allow for more up to date information on the performance of such interventions vis-à-vis their expected results and further reinforce the capacity of the EU Results Framework to support internal management decisions at all levels.

#### **4. COVERAGE AND STRUCTURE**

In terms of coverage, the revised EU Results Framework will continue to aggregate results of interventions funded by the following external assistance financing instruments: the European Development Fund (EDF), the Development Cooperation Instrument (DCI), the programmable part of the Instrument contributing to Stability and Peace (IcSP)<sup>20</sup>, the European Instrument for Democracy

---

<sup>14</sup> The New European Consensus on Development, paragraphs 119 and 121.

<sup>15</sup> 2015 Council conclusions, paragraph 10.

<sup>16</sup> 2015 Council conclusions, paragraph 10.

<sup>17</sup> 2014 Council conclusions, paragraph 2, and 2015 Council conclusions, paragraph 3.

<sup>18</sup> 2015 Council conclusions, paragraph 7.

<sup>19</sup> 2015 Council conclusions, paragraph 2.

<sup>20</sup> In line with the first EU Results Framework activities financed under Article 5 of the IcSP.

and Human Rights (EIDHR), the Instrument for Nuclear Safety Cooperation and the Instrument for Greenland; as well as the European Neighbourhood Instrument (ENI).

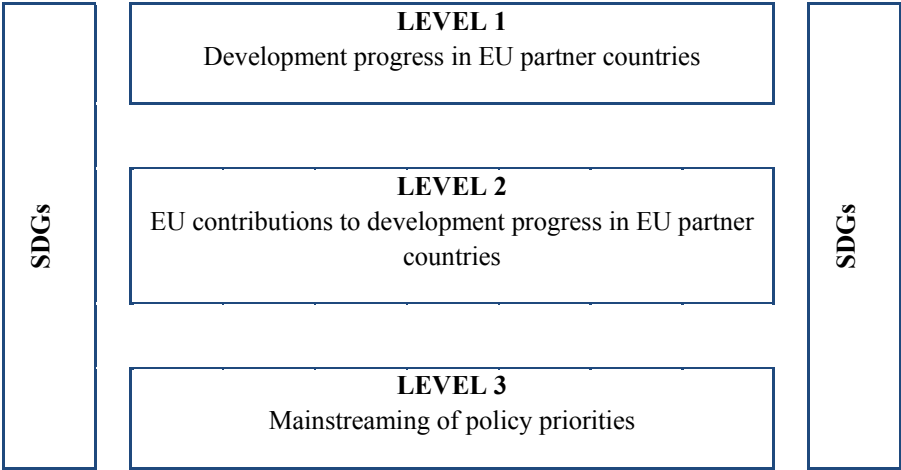
The revised EU Results Framework maintains the broad three-level results functional structure of the first framework and it is now organised around the 17 Sustainable Development Goals. Figure 2 below presents the revised structure of the EU Results Framework.

Level 1 continues to track development progress in partner countries: i.e. the medium/long term development impact achieved in partnership and collaboration with partner governments, donors and other development actors including the private sector and civil society. Such progress is, by nature, slow and impacts reported at this level are not intended to directly assess the performance of EU international cooperation, but rather give the operational context in which EU external assistance is provided.

Level 2 focuses on development outcomes and outputs to which EU funded interventions contributed to in collaboration with partner governments and other funding providers. It is at this level that results, most relevant for internal decision-making, accountability, communication and lesson learning are aggregated at the corporate level.

Level 3 focuses on policy priority mainstreaming as measured by budgetary commitments directed towards specific priorities (e.g. human development, gender, nutrition). Indicators on overall organisational performance previously included in the first EU Results Framework were not easily understandable by the public, and were already reported on regularly and published as part of a more comprehensive set of Key Performance Indicators in the Annual Activity Report of the Directorate-General for International Cooperation and Development. In order to avoid duplications and partial reporting, level 3 now focuses on the mainstreaming of policy priorities only.

**Figure 2 – The revised structure of the EU Results Framework: three levels**



**5. RESULTS AND INDICATORS**

The revised EU Results Framework now incorporates results statements to articulate the key EU international cooperation objectives, as reflected in the Consensus. Results are aligned with SDGs and correspond to the relative distribution of the EU financial commitments in the context of the current multi-annual financial framework.

While the results statements provide clearer coherence between the objectives of EU funded interventions (level 2) and the development challenges (level 1), direct and quantifiable causal links between levels 1 and 2 cannot be assumed. This is also due to the fact that results data are aggregated from a diverse range of countries where the highly complex causal relationships may vary and can be context specific. In fact, in a few cases indicators selected at level 1 and 2 address complementary aspects of the same result statement. The revised list of results and corresponding indicators is presented in Annex 2.

The results framework now comprises a total of 26 results statements across levels 1 and 2. Each results statement has one or more associated indicators for its measurement. The revised EU Results Framework now includes 31 level 1 indicators, 30 level 2 indicators and 10 level 3 indicators making a total of 71 indicators.

The first version of the EU Results Framework has 77 indicators out of which 40 have been retained in this revised version. The reduction in the number of indicators ensures greater manageability of the tool, while retaining a significant number of indicators from the first EU Results Framework will increase coherence in the Commission's results reporting across the years.

At level 1, indicators have been selected mainly amongst SDG indicators classified as Tier I<sup>21</sup> to ensure data availability and present partner countries' progress towards the SDGs. For a few results, with no available SDG indicators, alternative internationally agreed indicators have been selected.

At level 2, indicators have been retained from the first EU Results Framework whenever relevant. Additional ones were sought from indicators currently monitored and reported by other donors, EU implementing partners and partner countries. This aims to reduce the reporting burden for all stakeholders involved and enhance harmonisation.

The list of indicators for level 2 strikes a balance between the need to reflect policy orientations and the ability to report on the results generated by EU funded interventions. EU financial commitments taken in a given year translate into concrete interventions on the ground with a certain time lag. Results are then generated by such interventions in the course of their implementation, mostly towards the end. This implies that in some EU priority areas where financial commitments have been only taken recently, significant results will be harvested only in the medium term (2-3 years). For these reasons, robust results and indicators corresponding to such areas will be included in the next revision of the EU Results Framework.

At level 3, the indicators selected are mainly policy mainstreaming indicators included in the first EU Results Framework with a few additions.

As with the first EU Results Framework, each indicator will be accompanied by a methodology note to ensure transparency and that data collected from the various sources are aggregated consistently. These notes will provide clear definitions, inclusion/exclusion criteria on intervention type and beneficiaries, etc. The underlying structure of the methodology notes has not changed and will

---

<sup>21</sup> As of December 2017, SDG indicators are classified as Tier I, II and III according to availability of data and methodology for calculation (see <https://unstats.un.org/sdgs/iaeg-sdgs/tier-classification/> for further details). Tier I label guarantees that sound data are available and are regularly produced by countries for at least 50 per cent of countries and of the population in every region where the indicator is relevant.



continue to be published on the Capacity4Dev webpage<sup>22</sup>. The template will follow a similar format to the one currently used (see Annex 3 for an example).

All level 1 and 2 indicators will be sex disaggregated where appropriate<sup>23</sup>. Depending on their availability and relevance, the Commission will aim to collect other relevant disaggregation data (e.g. age, income, disabilities, region, etc.) depending on its feasibility. The methodology notes also provide further guidance on the most relevant disaggregation.

## **6. DATA COLLECTION: REPORTING ON ONGOING INTERVENTIONS**

Results data collection will follow similar procedures for indicators at levels 1 and 3, while at level 2, results data collection will be stepped up, switching from results reporting based on a sample of completed interventions towards a sample of ongoing ones.

Level 1 indicators will be measured and reported across relevant non-EU countries with data drawn from international data sources. To ensure transparency and data comparability, the Commission will take the most appropriate regional aggregates directly from the international databases and minimise carrying out its own aggregation calculations as much as possible.

Concerning level 2 indicators, as of 2018 results data collection will be based on a sample of ongoing interventions, thus enhancing the reporting on interventions financed under the current Multi-annual Financial Framework (2014-2020) aligned with the Council Conclusions to SWD 2015(80). This represents a substantial step forward in the Commission's monitoring and reporting systems, enhancing the use of results data to inform decision-making at all levels – from intervention to corporate – and improve learning.

A pilot study conducted in 2017 on a sample of 200 interventions showed a higher availability of results data in progress reports submitted by implementing partners compared to the situation recorded in 2014<sup>24</sup>. Such greater availability of data supports the transition towards ongoing results reporting. However, it has to be borne in mind that harvesting results earlier in the implementation of an intervention will imply lower figures compared to numbers recorded at completion. This will have to be clearly explained in the communication to the public.

For 2018, the sample of ongoing interventions will have to be kept at a manageable size due to the lack of a dedicated IT system. With the production of the IT operational platform OPSYS, the scope of reporting will be gradually expanded in the coming years.

In addition to yearly figures, cumulative values will be reported for level 2 indicators. For those indicators common to the first EU Results Framework, the baseline year will remain 2014, while for the newly introduced indicators the baseline year will be 2018.

Data for level 3 indicators are drawn primarily from existing internal monitoring systems dedicated to financial and administrative follow-up.

---

<sup>22</sup> <https://europa.eu/capacity4dev/eu-rfi>

<sup>23</sup> For level 1 indicators the sex disaggregation will be provided if the associated SDG indicator also tracks sex disaggregation.

<sup>24</sup> As stated in the SWD 2015(80), the low availability of results at the time was at the basis of the Commission's decision to start reporting based on a sample of completed interventions.

In line with the principles of aid effectiveness and effective development co-operation that put a strong focus on building partnerships and country ownership, level 2 indicators continue to be reported on a contribution basis. This means the overall results the EU achieves jointly with our partners (including country governments) are reported, rather than just the results linked to the share of funding provided by the EU.

## **7. INSTITUTIONAL PLANNING AND REPORTING ON RESULTS**

The revised EU Results Framework will allow for enhanced reporting of interventions financed under the current multi-annual financial framework (2014-2020) and, in view of its coherence with the SDGs and the Consensus, it will represent a basis to report on interventions to be financed under the forthcoming multi-annual financial framework (from 2021 onwards) and to showcase the EU contribution to progress towards SDGs in partner countries.

The revised EU Results Framework should also provide useful information for the purpose of the future joint synthesis report on the Consensus including the impact of their actions in support of the 2030 Agenda in developing countries, to be produced in 2019 and every four year thereafter as a contribution to EU reporting to the UN High Level Political Forum on Sustainable Development<sup>25</sup>.

The revised EU Results Framework serves as a basis for results reporting of the relevant indicators included in the Strategic and Management Plans of the Commission's Directorate-General for International Cooperation and Development and enhances results reporting for Directorate-General for Neighbourhood and Enlargement Negotiations.

The reporting and publication of the EU Results Framework results will continue to be part of the "Annual Report on the implementation of the European Union's instruments for financing external actions" every year<sup>26</sup>. It is also expected to feed into institutional reporting exercises such as the Annual Activity Report as well as yearly budgetary programme statements – amongst others - thus allowing for increased efficiency and effectiveness in the Commission's reporting duties.

In early 2018, results collected from EU funded interventions that ended between July 2015 and June 2016 were published in the International Aid Transparency Initiative Registry. This effort will continue with the results data being collected as of 2018 and complement the financial and other data already published as part of the International Aid Transparency Initiative Registry, further increasing transparency of EU international cooperation.

The EU results framework will continue to be regularly refined and reviewed, as requested by Council conclusions<sup>27</sup>, making use of lessons learnt.

---

<sup>25</sup> The New European Consensus on Development, paragraph 120.

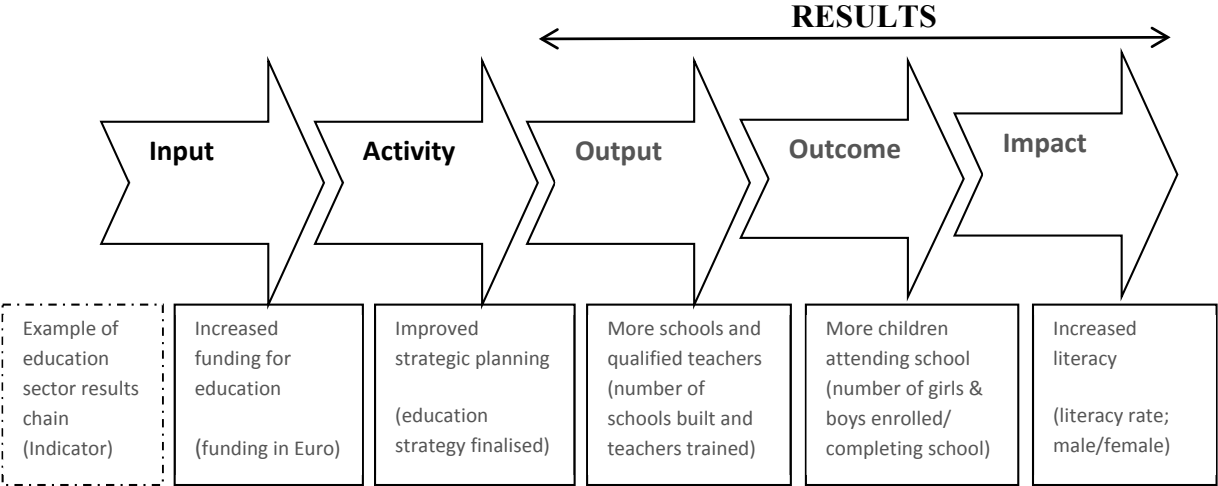
<sup>26</sup> The latest report can be found at [https://ec.europa.eu/europeaid/2017-annual-report-implementation-european-unions-instruments-financing-external-actions-2016\\_en](https://ec.europa.eu/europeaid/2017-annual-report-implementation-european-unions-instruments-financing-external-actions-2016_en) . The latest results brochure can be found at [https://ec.europa.eu/europeaid/eu-international-cooperation-and-development-results-2016\\_en](https://ec.europa.eu/europeaid/eu-international-cooperation-and-development-results-2016_en)

<sup>27</sup> 2014 Council conclusions, paragraph 6, and 2015 Council conclusions, paragraph 5.

# ANNEX 1 - TERMINOLOGY

The terminology *input-activity-output-outcome-impact* used in the present Staff Working Document corresponds to the internationally practised OECD-DAC results terminology and is used consistently throughout this Staff Working Document. Definitions are provided below.

## OECD DAC Terminology



**Inputs** refer to the resources provided. Examples of inputs: expenditure, staff.

**Activities** refer to the activities which turn inputs into outputs. Examples of indicators: training conducted, legislation drafted.

**Outputs** describe the infrastructure, goods and services delivered. These can often be directly linked to donor-funded assistance. Examples of output indicators: number of teachers trained, proportion of citizens who are aware how to access the legal system, number of health clinics equipped, number of people assisted by emergency food interventions.

**Outcomes** refer to medium term effects and tend to focus on the changes in behaviour resulting from intervention outputs. EU funded interventions will contribute to these changes. Examples of outcome indicators: percentage of births attended by skilled health personnel, number of human rights violations reported in local media, prevalence of under-weight children under 5 years of age.

**Impact** is the broader, longer-term change, which will stem from a number of interventions by the partner government, development partners and other actors on which EU funded interventions will have indirect influence. Examples of impact indicators: proportion of population living below the poverty line, under-five mortality rate.

**Indicators** describe what is to be measured. They can be either qualitative or quantitative.  
 Examples are: maternal mortality rate; status of legal framework guaranteeing universal pensions

**Targets** and milestones specify the planned direction for progress. They should be specific, measurable, achievable, realistic and time-bound (SMART).  
 An example is: 80% of under-one year old children in Kenya are fully immunised by December 2015

**Baselines** give the starting point (current value of indicator) and are required in order to be able to set meaningful targets.  
 An example is: in 2013 five out of eight hospitals in the intervention area did not have a formal complaints procedure in place.

## ANNEX 2 – THE REVISED EU RESULTS FRAMEWORK

**Table 2.1 – Revised Level 1 and 2 results statements and indicators**

\* : indicators marked with an asterisk are fully or partially included in the first EU Results Framework

Sustainable Development Goals	Results statement <sup>28</sup>	L1 - Development progress in EU partner countries	L2 - Outputs and outcomes from EU interventions
<b>SDG1</b>	Eradicate poverty, leaving no-one behind (1,22)	1.1 - *SDG 1.1.1 Proportion of population below the international poverty line	n/a
<b>SDG2</b>	Pursue an end to hunger and undernutrition and systematically integrate resilience in all actions (22, 24, 38, 55)	1.2- SDG 2.1.2 Prevalence of moderate or severe food insecurity in the population	2.1 - *Number of food insecure people receiving EU assistance
		1.3 - *SDG 2.2.1 Prevalence of stunting among children under 5 years of age	2.2 - *Number of women of reproductive age, adolescent girls and children under 5 reached by nutrition related interventions supported by the EU
	Support sustainable agriculture and fisheries, especially for smallholders (55,56)	1.4 - Value added of agriculture as % of GDP (WDI data)	2.3 - Number of smallholders reached with EU supported interventions aimed to increase their sustainable production, access to markets and/or security of land
			2.4 - *Agricultural and pastoral ecosystems where sustainable management practices have been introduced with EU support (ha)

<sup>28</sup> The relevant paragraph(s) or reference(s) from the New European Consensus on Development are quoted in parentheses.

Sustainable Development Goals	Results statement <sup>28</sup>	L1 - Development progress in EU partner countries	L2 - Outputs and outcomes from EU interventions
<b>SDG3</b>	Build strong, good-quality and resilient health systems, providing equitable access to health services and universal health coverage (22, 27)	1.5 - SDG 3.8.1 Universal Health Coverage (UHC) index	2.5 - *Number of 1-year olds fully immunised with EU support
	Universal access to quality and affordable comprehensive sexual and reproductive health information and services, including for access to family planning (34)	1.6 - SDG3.7.2 Adolescent birth rate per 1,000 adolescents aged 15-19 years	2.6 - *Number of women of reproductive age using modern contraception methods with EU support
<b>SDG4</b>	Support inclusive lifelong learning and equitable quality education (28)	1.7 - *Literacy rate of 15-24 year-olds	2.7 - *Number of students enrolled in education with EU support: a) primary education, b) secondary education
<b>SDG5</b>	Elimination of all forms of discrimination against women and girls (33)	1.8 - *SDG 5.5.1 Proportion of seats held by women in national parliaments	<i>Disaggregation of other indicators especially noting the number of women directly benefiting from legal aid interventions supported by the EU disaggregated by age</i>
<b>SDG6</b>	Improved access to water, sanitation and hygiene (24, 25)	1.9 - *SDG 6.1.1 Proportion of population using safely managed drinking water services	2.8 - Number of individuals with access to improved drinking water source and/or sanitation facility with EU support
		1.10 - *SDG 6.2.1 Proportion of population using safely managed sanitation services	
<b>SDG7</b>	Improved access to energy for all, and increased energy efficiency and renewable energy generation (box p23, 25)	1.11 - *SDG 7.1.1 Proportion of population with access to electricity	2.9 - *Number of individuals with access to electricity with EU support through: a) new access, b) improved access
		1.12 - SDG 7.2.1 Renewable energy share in the total final energy	2.10- Renewable energy generation

Sustainable Development Goals	Results statement <sup>28</sup>	L1 - Development progress in EU partner countries	L2 - Outputs and outcomes from EU interventions
		consumption	capacity installed (MW) with EU support
<b>SDG8</b>	Promote an economic transformation that creates decent jobs and increases productive capacity (47)	1.13 - *SDG 8.1.1 Annual growth rate of real GDP per capita	2.11 - Number of jobs supported/sustained by the EU
		1.14-*SDG 1.1.1 Proportion of employed population below the international poverty line	
	Improved economic governance, business environments, contribute to scaling-up private and public investments, including addressing the MSME financing gap (box p25, 48)	1.15 - World Bank Doing Business distance to the frontier score	2.12 - Number of countries supported by the EU to strengthen investment climate
			2.13 - *Number of beneficiaries with access to financial services with EU support: a) firms, b) individuals
	Promote trade and regional integration (52)	1.16 - * Export of goods and services as percentage of GDP	2.14 - *Number of quality schemes adopted by economic operators with EU support
Meet the specific needs of youth, particularly young women and girls, by increasing quality employment and entrepreneurship opportunities (32)	1.17 - SDG 8.6.1 Proportion of youth (aged 15-24 years) not in education, employment or training	2.15 - *Number of people who have benefited from institution or workplace based VET/skills development interventions supported by the EU	
<b>SDG9</b>	Support the development of sustainable, low-emission, interconnected and secure mobility and transport networks (58)	1.18 - SDG 9.1.2 - Passenger and freight volumes on roads	2.16 - *Total length of road supported by the EU through a) construction, b) rehabilitation, c) maintenance (kms)
<b>SDG10</b>	Reduce inequality of outcomes and promote equal opportunities for all (36)	1.19 - *SDG 10.1.1 Growth rates of household expenditure or income per capita among the bottom 40 per cent of the population and the total population	2.17 - Number of migrants, forcibly displaced people or individuals from host communities protected or assisted with EU support

Sustainable Development Goals	Results statement <sup>28</sup>	L1 - Development progress in EU partner countries	L2 - Outputs and outcomes from EU interventions
	Step up efforts to mitigate the impact of forced displacement and to promote the better management of migration in partners countries in all its aspects (41)	1.20 - Number of refugees and asylum-seekers of concern to the UNHCR by situation	2.18 –Number of migration management or forced displacement strategies or policies a) developed/revised, or b) under implementation with EU support
<b>SDG11</b>	Build cities resilience to shocks and harness opportunities for low-emission and climate resilient economy (60)	1.21 - *SDG 11.5.2: Direct economic loss in relation to global GDP, damage to critical infrastructure and number of disruptions to basic services, attributed to disasters	2.19 - *Number of countries and cities with climate change and/or disaster risk reduction strategies: a) developed, b) under implementation with EU support
<b>SDG12</b>	Promote resource efficiency and sustainable consumption and production (43)	1.22 - SDG 12.2.2: Domestic material consumption, domestic material consumption per capita, and domestic material consumption by GDP	2.20 - *Number of Micro, Small and Medium Enterprises applying Sustainable Consumption and Production practices with EU support
<b>SDG13</b>	Implement the 2030 Agenda and the Paris Climate Change Agreement through coordinated and coherent action that promote resilience, reduce climate risk, and contribute to reduce greenhouse gas emissions (45)	1.23 - SDG 9.4.1 CO2 emission per unit of value added	2.21 - Greenhouse Gas (GHG) emissions avoided (tonnes CO2eq) with EU support
<b>SDG14</b>	Promote the protection and restoration of marine ecosystems and the sustainable management of ocean resources (44)	1.24 - SDG 14.5.1: Coverage of protected areas in relation to marine areas	2.22 – Marine areas under a) protection, b) sustainable management with EU support (km <sup>2</sup> )
<b>SDG15</b>	Support the conservation and sustainable management and use of natural resources, biodiversity and ecosystems (44)	1.25 - SDG 15.1.2 Proportion of important sites for terrestrial and freshwater biodiversity that are covered by protected area.	2.23 - *Areas of terrestrial and freshwater ecosystems under a) protection, b) sustainable management with EU support (ha)
<b>SDG16</b>	Support accountable and transparent institutions, inclusive, transparent and	1.26 - *Voice and Accountability score (as measured by the World Bank	2.24 - *Number of countries supported by the EU to conduct elections and/or

Sustainable Development Goals	Results statement <sup>28</sup>	L1 - Development progress in EU partner countries	L2 - Outputs and outcomes from EU interventions
	credible elections and a pluralist democratic system (Box p32, 62)	Worldwide Governance indicators)	improve their electoral process
		1.27 – Government Effectiveness score (as measured by the World Bank Worldwide Governance indicators )	2.25 - Number of government policies developed or revised with civil society organisation participation through EU support
	Continued promotion of the universal values of human rights for all, including the support for enabling space for civil society (61, 62)	1.28 - SDG 16.a.1 Existence of independent national human rights institutions in compliance with the Paris Principles (A accredited)	2.26 - Number of victims of human rights violations directly benefiting from assistance funded by the EU
	Support provision of fair justice, including access to legal assistance. (Box p32, 63)	1.29 - *Rule of Law score( as measured by the World Bank Worldwide Governance indicators)	2.27 - *Number of people directly benefiting from legal aid interventions supported by the EU
	Improved human security and democratic governance of the security sector, paying special attention to countries in situation of fragility or affected by conflict (66,68)	1.30 - *SDG 16.1.1 Number of victims of intentional homicide per 100,000 population	2.28 - *Number of individuals directly benefiting from EU supported interventions that specifically aim to support civilian post-conflict peace-building and/or conflict prevention 2.29 - Number of state institutions and non-state actors supported on security, border management, countering violent extremism, conflict prevention, protection of civilian population and human rights
<b>SDG17</b>	Strengthened domestic and other revenue mobilisation, public expenditure management and increased efficiency and effectiveness of public expenditure	1.31 - *SDG 17.1.1 Total government revenue as a proportion of GDP, by source	2.30 - Number of countries supported by the EU to strengthen revenue mobilisation, public financial management and/or budget transparency



Sustainable Development Goals	Results statement <sup>28</sup>	L1 - Development progress in EU partner countries	L2 - Outputs and outcomes from EU interventions
	in partner countries (101,85, box p49)		

**Table 2.2 – Revised Level 3 indicators**

\* : indicators marked with an asterisk are fully or partially included in the first EU Results Framework

Level 3 - Mainstreaming of policy priorities
*3.1 - Amount of EU funded international cooperation and development assistance directed towards nutrition
*3.2 - Share of EU funded international cooperation and development assistance directed towards supporting Human Development
*3.3 - proportion of EU funded cooperation and development initiatives promoting gender equality and women's empowerment
*3.4 - Amount and share of the EU funded international cooperation and development assistance contributing to (a) protecting biodiversity; (b) climate change (adaptation and mitigating); (c) combating desertification; (d) protecting the environment (Aid to Env)
3.5 - Amount of the EU funded international cooperation and development assistance contributing to strengthening investment climate
*3.6 - Leverage of EU blending and guarantee operations financed by EU international cooperation and development assistance, measured as: (a) Investment leverage ratio; (b) Total eligible Financial Institution financing leverage ratio; (c) Private financing leverage ratio
*3.7 - Amount of the EU funded international cooperation and development assistance contributing to trade facilitation
3.8 - Proportion of EU funded international cooperation and development assistance contributing to aid for trade directed towards least developed countries
*3.9 - Amount of EU funded international cooperation and development assistance directed towards fragile states
3.10 – Amount of EU funded international cooperation and development qualifying as ODA

## ANNEX 3 – INDICATORS METHODOLOGY NOTES: EXAMPLE

1. Indicator name
<b>Renewable energy generation capacity installed (MW) with EU support</b>
2. Associated EU Results Framework statement and primary SDG
SDG 7 – Affordable and clean energy EU Results Framework statement - Improved access to energy for all, and increased energy efficiency and renewable energy generation.
3. Technical Definition
Renewable energy generation capacity (hydro, solar, wind, geothermal, organic waste, sustainable biomass) expressed in MW installed as a result of EU funded interventions.  The installed capacity could be new or rehabilitated. In the case of rehabilitation only the additional installed capacity in comparison with the current available one should be reported for this indicator.  The installed capacity should only be reported once the plant has been commissioned.
4. Rationale (including policy priorities and links to this indicator)
The 2030 Agenda for Sustainable Development and its Sustainable Development Goals (SDGs) includes a commitment to ensure access to reliable, affordable, sustainable and modern energy for all (SDG 7).  The New European Consensus on Development (SWD(2016)387) (Article 39)) has recognised energy as a key driver for sustainable development. Renewable energy was further emphasised as one of the BETS of the Staff Working Document on the "Empowering Development: Implementation of the new European Consensus on Development in energy cooperation" <sup>29</sup>
5. Level of disaggregation and other reporting requirements
This indicator should be disaggregated by urban/ rural and by on grid/ off-grid energy generation where possible.
6. Data Sources (including issues on different definitions by source and level of availability of the data)
Data collected from the intervention monitoring and reporting systems, such as annual and final reports from implementing organisations (governments, international and specialised regional organisations, financiers, non-state actors, national utilities), ROM reviews and evaluations.
7. Data calculation (including any assumptions made)
Sum the total electricity renewable generation capacity in MW installed with the EU support.
8. Worked examples
An intervention to improve electricity access supports the building of a small hydroelectric plant in a mountainous region of country X. The rated power output of this plant is 2.9 MW as reported by the implementers. Once the

<sup>29</sup> [https://ec.europa.eu/europeaid/empowering-development-implementation-new-european-consensus-development-energy-cooperation\\_en](https://ec.europa.eu/europeaid/empowering-development-implementation-new-european-consensus-development-energy-cooperation_en)

plant has been commissioned, the 2.9 MW is included for this indicator.

9. Is it used by another organisation or in the framework of international initiatives, conventions, etc? If so, which?

African Development Bank : “New renewable power capacity installed (MW)”

Asian Development Bank : “Installed energy generation capacity (megawatts) Renewable”

World Bank: "Generation capacity of renewable energy (MW)"

10. Other issues

This indicator does not measure the actual renewable electricity generation and its impact resulting from the installed capacity. This should be monitored at the intervention level.