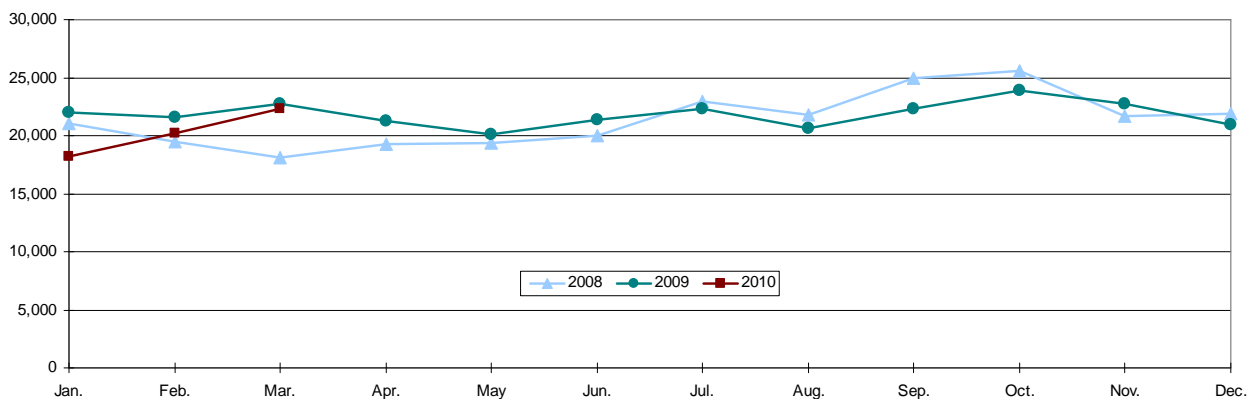


Asylum applicants and first instance decisions on asylum applications in Q1 2010

Around 5 500 fewer asylum applicants registered in the EU27 during the first quarter of 2010 compared to the previous year

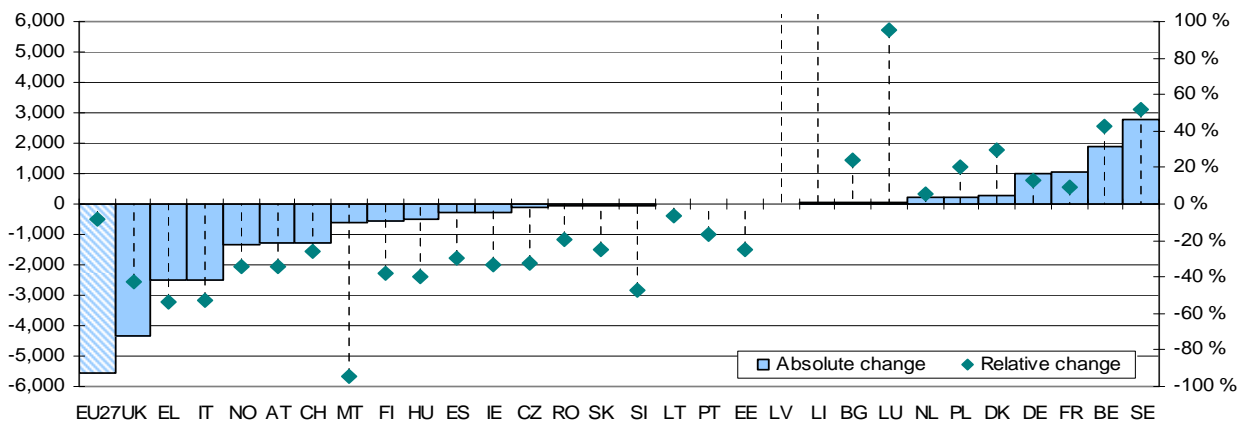
Figure 1: Asylum applicants, EU-27¹⁾, January 2008 – March 2010



1) EU-27 aggregate includes data for CY relating to applications instead of applicants from January 2008 to December 2009 and data for UK referring only to new asylum applicants from January 2008 to June 2009. Source: Eurostat (migr.asyappctzm)

Compared to Q1 2009, the number of asylum applicants in Malta dropped by 95%

Figure 2: Asylum applicants, absolute and relative change between Q1 2010 and Q1 2009



1) EU-27 aggregate includes data for UK referring only to new asylum applicants, and data for CY relating to applications instead of applicants for Q1 2009.

2) UK: data refers only to new asylum applicants.

Source: Eurostat (migr.asyappctzm)

Table 1: Asylum applicants (including new asylum applicants), Q1/09-Q1/10 (rounded figures)

	Q1 2009			Q2 2009			Q3 2009			Q4 2009				Q1 2010			Last 12 months	
	Jan.	Feb.	Mar.	Apr.	May.	Jun.	Jul.	Aug.	Sep.	Oct.	Nov.	Dec.	Jan.	Feb.	Mar.	Jan.-Mar. 2010		Applicants per million inhabitants ¹⁾
	21,970	21,620	22,715	21,300	20,095	21,415	22,265	20,615	22,335	23,885	22,695	20,950	18,185	20,210	22,330	60,725		120
EU27 ²⁾	1,670	1,305	1,470	1,460	1,435	1,535	1,705	1,700	1,835	2,425	2,445	2,665	1,660	2,835	1,840	6,335	590	
BE	70	65	90	50	55	75	60	55	70	75	100	85	100	85	100	285	35	
BG	125	130	110	135	115	95	105	80	85	95	80	85	65	75	105	245	25	
CZ	335	260	340	215	300	205	225	315	380	360	410	385	405	420	390	1,210	220	
DK	2,895	2,520	2,625	2,360	2,355	2,470	3,095	2,920	3,135	3,105	2,945	2,510	3,005	2,775	3,280	9,055	110	
DE	0	5	5	0	0	0	5	5	5	5	5	5	5	0	5	5	5	
EE	255	270	270	240	230	245	220	225	195	205	175	160	190	175	165	530	120	
IE	1,555	1,590	1,570	1,680	1,715	1,665	1,085	495	1,585	1,135	960	890	650	745	800	2,195	195	
EL ³⁾	290	340	270	255	215	270	240	175	265	290	215	175	175	230	225	630	15	
ES	3,390	4,275	4,180	3,950	3,235	3,920	4,070	3,610	3,990	4,640	4,125	4,240	3,530	4,560	4,835	12,925	200	
FR	1,800	1,390	1,490	2,300	2,405	1,510	1,415	575	1,075	1,235	1,620	655	695	625	875	2,200	35	
IT	:	:	:	:	:	:	:	:	:	:	:	:	:	:	:	620	780	
CY	0	0	0	0	0	0	10	5	10	20	5	0	0	5	0	10	5	
LV	30	40	35	30	55	20	25	30	75	55	25	35	35	30	35	95	30	
LT	25	25	30	35	25	40	45	45	55	30	55	60	50	55	55	160	320	
LU	280	495	485	350	350	310	480	430	475	520	250	240	275	250	230	755	75	
HU	220	225	225	200	180	155	145	205	145	160	280	250	25	5	5	35	90	
MT ³⁾	1,300	1,280	1,385	1,340	1,110	1,325	1,265	1,145	1,425	1,655	1,565	1,340	1,430	1,260	1,495	4,185	255	
NL	1,210	1,250	1,315	1,200	1,225	1,295	1,345	1,280	1,435	1,465	1,315	1,450	805	795	875	2,480	295	
AT	370	345	450	470	520	1,310	1,565	2,075	995	890	695	905	390	410	605	1,405	35	
PL	15	10	15	5	10	25	10	5	10	15	5	10	10	20	10	35	5	
PT	95	125	65	70	70	105	75	120	75	50	70	45	50	55	125	230	10	
RO	40	10	20	15	10	5	30	10	10	0	15	30	15	10	15	35	20	
SI	55	45	60	40	60	70	95	60	105	80	65	70	55	20	45	120	20	
SK	520	445	465	340	310	375	365	440	420	485	395	345	275	270	335	880	165	
FI	1,935	1,670	1,735	1,565	1,590	1,880	2,045	2,385	2,185	2,325	2,400	2,455	2,230	2,330	3,570	8,130	880	
SE	:	:	:	:	:	:	2,320	2,080	2,070	2,315	2,190	1,650	1,840	1,975	2,120	5,930	95	
UK	0	0	5	0	0	5	5	10	0	5	5	0	:	:	:	:	:	
IS	0	0	10	0	5	5	0	20	70	100	65	5	5	20	35	55	1,575	
LJ	1,345	1,180	1,265	1,270	1,510	1,545	1,765	1,810	1,630	1,520	1,210	1,095	830	740	910	2,480	515	
NO	2,265	1,355	1,295	1,195	1,060	1,180	1,275	1,200	1,225	1,305	1,345	1,200	1,190	1,165	1,300	3,660	475	
CH																		

1) Relative to population as of 1st of January 2009.

2) EU-27 aggregate includes data for CY relating to applications instead of applicants from January to December 2009, and data for UK referring only to new asylum applicants from January to June 2009.

3) EL, MT see country information notes.

Source: Eurostat (mir.asy.vapnetzm)

Table 2: New asylum applicants, Q1/09-Q1/10 (rounded figures)

	Q1 2009			Q2 2009			Q3 2009			Q4 2009			Q1 2010			Last 12 months		
	Jan.	Feb.	Mar.	Apr.	May.	Jun.	Jul.	Aug.	Sep.	Oct.	Nov.	Dec.	Jan.	Feb.	Mar.		Jan.-Mar. 2010	Applicants per million inhabitants ¹⁾
	:	:	:	:	:	:	:	:	:	:	:	:	:	:	:		:	:
EU27	1,270	955	1,010	990	985	1,045	1,210	1,275	1,550	1,915	2,060	2,355	1,240	2,480	1,520	5,240	490	
BE	:	:	:	:	:	:	:	:	:	:	:	:	:	:	:	:	:	:
BG	80	65	50	50	60	45	45	35	40	50	45	55	30	35	55	120	10	
CZ	:	:	:	:	:	:	:	:	:	:	:	:	:	:	:	:	:	:
DK	2,440	2,045	2,075	1,950	1,885	2,005	2,605	2,525	2,690	2,685	2,515	2,170	2,655	2,355	2,660	7,675	95	
DE	0	5	5	0	0	0	5	5	5	5	5	5	5	0	5	5	5	
EE	250	270	270	235	225	240	210	225	195	205	175	160	190	175	165	530	120	
IE	:	:	:	:	:	:	:	:	:	:	:	:	:	:	:	:	:	
EL	:	:	:	:	:	:	:	:	:	:	:	:	:	:	:	:	:	
ES	:	:	:	:	:	:	:	:	:	:	:	:	165	200	205	575	15	
FR	2,905	3,755	3,640	3,490	2,815	3,475	3,550	3,200	3,480	4,135	3,720	3,905	3,220	4,195	4,435	11,855	185	
IT	1,800	1,390	1,490	2,300	2,405	1,510	1,415	575	1,075	1,235	1,620	655	695	625	875	2,200	35	
CY	:	:	:	:	:	:	:	:	:	:	:	:	215	210	190	620	780	
LV	0	0	0	0	0	0	10	5	5	20	5	0	0	5	0	10	5	
LT	15	15	10	10	20	10	5	20	50	25	15	20	10	25	15	50	15	
LU	:	:	:	:	:	:	:	:	:	:	:	:	:	:	50	:	:	
HU	:	:	:	:	:	:	:	:	:	:	:	:	:	:	:	:	:	
MT ²⁾	220	225	225	200	180	155	145	205	145	160	280	250	25	5	0	30	75	
NL	1,170	1,145	1,300	1,230	1,020	1,215	1,170	1,030	1,325	1,570	1,465	1,230	1,300	1,155	1,345	3,800	230	
AT	:	:	:	:	:	:	:	:	:	:	:	:	:	:	:	:	:	
PL	310	290	415	405	445	1,250	1,490	1,970	920	805	620	745	310	330	315	955	25	
PT	15	10	15	5	10	25	10	5	10	15	5	10	10	20	10	35	5	
RO	:	:	:	:	:	:	:	:	:	:	:	:	:	:	:	:	:	
SI	40	10	15	10	10	5	30	10	10	0	10	30	10	5	10	30	15	
SK	:	:	:	:	:	:	:	:	:	:	:	:	25	10	25	60	10	
FI	:	:	:	:	:	:	:	:	:	:	:	:	:	:	:	:	:	
SE	1,860	1,595	1,645	1,500	1,545	1,835	2,020	2,360	2,150	2,280	2,360	2,465	2,225	2,330	3,565	8,120	875	
UK	3,255	3,210	3,815	2,805	2,270	2,295	2,250	2,005	2,015	2,225	2,100	1,565	1,725	1,800	1,875	5,400	90	
IS	:	:	:	:	:	:	:	:	:	:	:	:	:	:	:	:	:	
LI	:	:	:	:	:	:	:	:	:	:	:	:	:	:	:	:	:	
NO	:	:	:	:	:	:	:	:	:	:	:	:	:	:	:	:	:	
CH	2,125	1,255	1,160	1,075	955	1,060	1,160	1,080	1,110	1,155	1,235	1,040	1,070	1,020	1,155	3,245	420	

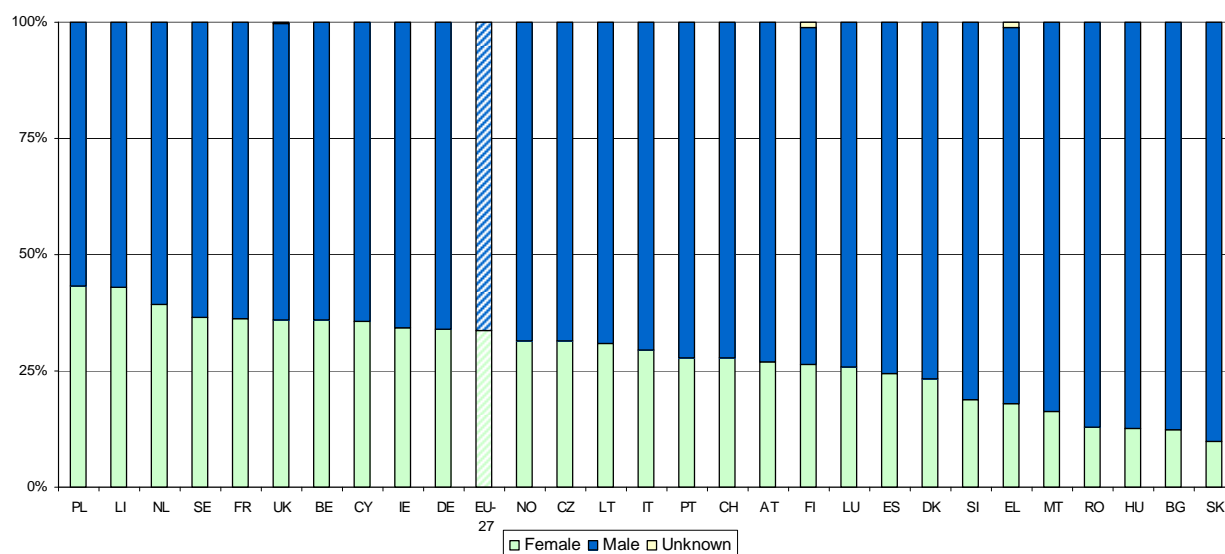
1) Relative to population as of 1st of January 2009.

2) MT see country information notes.

Source: Eurostat (mir.asv.abpctzm)

Nearly 40% of all asylum applicants registered in Austria and Poland in Q1 2010 were minors

Figure 3: Asylum applicants by gender, 1st quarter 2010 (in %)



Source: Eurostat ([migr_asyappctzm](#))

Table 3: Asylum applicants by age group, 1st quarter 2010 (rounded figures)

	Total (absolute value)	Distribution of age groups as a share of total (in %)					
		0-13	14-17	18-34	35-64	65 and over	Unknown
EU-27¹⁾	60,725	18.2	6.9	53.5	20.2	0.8	0.3
Belgium	6,335	25.7	6.9	47.3	19.6	0.5	0.0
Bulgaria	285	3.2	3.9	68.9	23.3	0.7	0.0
Czech Republic	245	21.2	2.0	41.2	34.7	0.8	0.0
Denmark	1,210	14.5	16.5	52.9	15.1	1.0	0.0
Germany	9,055	21.5	8.6	51.5	17.4	1.0	0.0
Estonia	5	*	*	*	*	*	*
Ireland	530	26.9	3.9	52.8	16.2	0.2	0.0
Greece	2,195	2.2	2.9	75.8	18.1	0.1	0.9
Spain	630	8.5	1.7	68.8	20.3	0.6	0.0
France	12,925	15.2	2.9	55.4	25.5	0.9	0.0
Italy ¹⁾	2,200	6.9	4.7	68.1	20.0	0.2	0.1
Cyprus	620	6.8	4.2	69.2	19.7	0.2	0.0
Latvia	10	*	*	*	*	*	*
Lithuania	95	24.5	8.5	44.7	19.1	3.2	0.0
Luxembourg	160	15.8	5.1	59.5	19.6	0.0	0.0
Hungary	755	11.1	9.1	64.8	15.0	0.0	0.0
Malta	35	8.1	8.1	75.7	8.1	0.0	0.0
Netherlands	4,185	23.4	9.9	47.1	18.6	1.0	0.0
Austria	2,480	26.5	11.6	45.8	15.6	0.5	0.0
Poland	1,405	33.2	4.5	41.2	20.5	0.6	0.0
Portugal	35	11.1	2.8	44.4	41.7	0.0	0.0
Romania	230	7.8	8.3	64.8	18.3	0.9	0.0
Slovenia	35	5.4	13.5	54.1	24.3	2.7	0.0
Slovakia	120	5.0	5.8	69.4	18.2	1.7	0.0
Finland	880	16.8	9.3	55.9	16.6	0.2	1.2
Sweden	8,130	20.6	9.3	50.6	18.5	0.9	0.0
United Kingdom	5,930	12.5	7.7	54.2	22.0	0.7	2.9
Iceland	:	:	:	:	:	:	:
Liechtenstein	55	25.0	5.4	42.9	26.8	0.0	0.0
Norway	2,480	19.1	10.4	54.7	15.6	0.2	0.0
Switzerland	3,660	23.7	5.3	56.1	14.4	0.2	0.3

1) Italy: See country information notes.

Source: Eurostat ([migr_asyappctzm](#))

Notes:

^{1*)} – Age and sex distribution is not calculated for those countries where the number of applicants was lower than 10 during the reference period

Table 4: Five main citizenships of asylum applicants, 1st quarter 2010 (rounded figures)

BELGIUM		BULGARIA		CZECH REPUBLIC	
Serbia	815	Iraq	80	Ukraine	35
MK	790	Stateless	50	Mongolia	30
Kosovo / UNSCR 1244	615	Algeria	20	Russia	20
Russia	580	Armenia	20	Stateless	15
Iraq	455	Sudan	20	Vietnam	15
Other	3,080	Other	90	Other	125
DENMARK		GERMANY		ESTONIA	
Afghanistan	425	Iraq	1,525	Afghanistan	5
Syrian Arab Republic	260	Afghanistan	1,390	Sudan	*
Iran	120	Iran	575		
Iraq	65	Kosovo / UNSCR 1244	490		
Russia	50	Turkey	445		
Other	295	Other	4,630	Other	0
IRELAND		GREECE		SPAIN	
Nigeria	120	Pakistan	385	Nigeria	75
Pakistan	55	Georgia	305	Algeria	70
China	45	Albania	185	Guinea	55
Ghana	25	Bangladesh	180	Colombia	35
Afghanistan	25	Afghanistan	165	Ivory Coast	35
Other	270	Other	975	Other	365
FRANCE		ITALY		CYPRUS	
Russia	1,360	Nigeria	420	Iraq	105
Kosovo / UNSCR 1244	1,250	Serbia	160	India	55
Sri Lanka	855	Ghana	130	Cameroon	50
CD	835	Turkey	125	Egypt	45
Armenia	705	Pakistan	115	Pakistan	40
Other	7,920	Other	1,250	Other	320
LATVIA		LITHUANIA		LUXEMBOURG	
Afghanistan	5	Russia	30	Kosovo / UNSCR 1244	40
Cameroon	*	Afghanistan	20	Algeria	10
CD	*	Vietnam	10	Afghanistan	10
Libyan Arab Jamahiriya	*	Georgia	5	Belarus	10
Georgia	*	Sri Lanka	5	Russia	10
Other	*	Other	25	Other	85
HUNGARY		MALTA		NETHERLANDS	
Afghanistan	305	Eritrea	5	Somalia	740
Kosovo / UNSCR 1244	115	Ethiopia	5	Iraq	525
PS	65	Nigeria	5	Afghanistan	485
Serbia	35	Somalia	5	Georgia	450
Turkey	30	Pakistan	5	Iran	245
Other	210	Other	10	Other	1,735
AUSTRIA		POLAND		PORTUGAL	
Russia	460	Russia	990	Angola	5
Afghanistan	445	Georgia	225	Guinea	5
Kosovo / UNSCR 1244	170	Armenia	25	Turkey	*
Nigeria	155	Vietnam	15	CD	*
Georgia	110	Nepal	15	Guinea-Bissau	*
Other	1,140	Other	135	Other	20
ROMANIA		SLOVENIA		SLOVAK REPUBLIC	
Afghanistan	60	Kosovo / UNSCR 1244	5	Afghanistan	15
Moldova	35	Afghanistan	5	India	15
Pakistan	25	Bosnia and Herzegovina	5	Georgia	10
China	20	Iraq	5	Russia	10
Turkey	20	Croatia	*	Pakistan	10
Other	65	Other	15	Other	55
FINLAND		SWEDEN		UNITED KINGDOM	
Russia	160	Somalia	1,995	Zimbabwe	855
Somalia	155	Serbia	1,485	Afghanistan	585
Iraq	135	Afghanistan	555	Pakistan	535
Afghanistan	75	Iraq	515	Iran	450
Serbia	45	Eritrea	350	Sri Lanka	380
Other	310	Other	3,230	Other	3,125
		EU-27			
		Afghanistan	5,345		
		Russia	4,395		
		Iraq	4,010		
		Somalia	3,625		
		Serbia	3,250		
		Other	40,105		

LIECHTENSTEIN		NORWAY		SWITZERLAND	
MK	40	Eritrea	355	Nigeria	410
Russia	5	Afghanistan	295	Eritrea	325
Serbia	5	Somalia	285	MK	250
Iraq	5	Russia	150	Sri Lanka	245
Belarus	*	Stateless	135	Iraq	175
Other	*	Other	1,265	Other	2,250

Source: Eurostat ([migr_asyappctzm](#))

Notes:

* - represents 2 or fewer applicants recorded in the reference period

CD – Congo, the Democratic Republic of the; MK – the former Yugoslav Republic of Macedonia; PS – Palestinian territory occupied

The number of applicants from Serbia more than doubled within 3 months

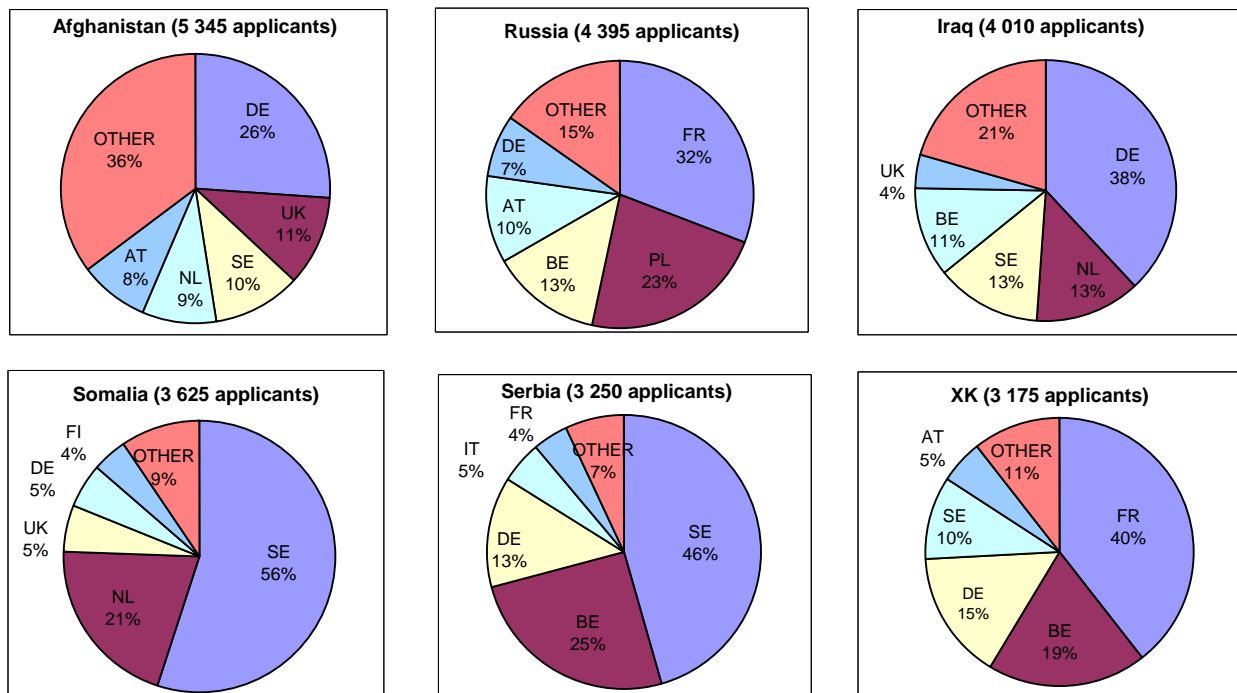
Table 5: Ten main citizenships of asylum seekers in the EU-27¹⁾ by number of applicants, 3rd quarter 2009 – 1st quarter 2010 (rounded figures)

	Q1 2010	Q4 2009		Q3 2009	
	Number of applicants	Number of applicants	Rank	Number of applicants	Rank
Afghanistan	5,345	5,980	(2)	5,235	(2)
Russia	4,395	6,315	(1)	5,400	(1)
Iraq	4,010	4,515	(4)	4,630	(4)
Somalia	3,625	4,900	(3)	4,835	(3)
Serbia	3,250	1,290	(16)	1,225	(16)
Kosovo / UNSCR 1244	3,175	4,165	(5)	3,535	(6)
Iran	2,295	2,500	(6)	2,480	(7)
Georgia	1,905	2,340	(8)	4,530	(5)
Nigeria	1,730	1,990	(10)	2,155	(9)
Pakistan	1,685	2,105	(9)	2,170	(8)
Other	29,310	31,430	(-)	29,025	(-)

1) EU-27 aggregate includes CY data relating to applications from July to December 2009 data.

Source: Eurostat ([migr_asyappctzm](#))

Figure 4: Distribution of the 6 main countries of citizenship of asylum seekers in the EU-27 by receiving country, 1st quarter 2010



Source: Eurostat ([migr_asyappctzm](#))

Note:

XK – Kosovo / UNSCR 1244

Out of 1 200 Iraqis who received refugee status about 65% were granted this status in Germany

Table 6: First instance decisions by citizenship in selected Member States¹⁾, 1st quarter 2010 (rounded figures)

GERMANY					
Refugee status	Subsidiary protection		Humanitarian reasons		Rejections
Iraq	785	Afghanistan	65	Afghanistan	320
Iran	310	Somalia	15	Iraq	25
Afghanistan	120	Sri Lanka	10	XK	20
Other	465	Other	30	Other	105
					4,115

FRANCE					
Refugee status	Subsidiary protection		Humanitarian reasons		Rejections
Sri Lanka	155	Mali	115	Not applicable	Armenia
Russia	100	Guinea	55		Turkey
Iraq	90	Ivory Coast	20		XK
Other	825	Other	65		Other
					5,785

NETHERLANDS					
Refugee status	Subsidiary protection		Humanitarian reasons		Rejections
Iran	40	Somalia	430	Somalia	260
Iraq	40	Iraq	245	Iraq	110
Somalia	30	Afghanistan	75	Afghanistan	35
Other	80	Other	235	Other	235
					1,090

SWEDEN					
Refugee status	Subsidiary protection		Humanitarian reasons		Rejections
Iraq	125	Somalia	1,090	Afghanistan	30
Somalia	80	Afghanistan	200	Somalia	10
Iran	55	Eritrea	135	Azerbaijan	10
Other	145	Other	110	Other	75
					2,480

OTHER EU MS					
Refugee status	Subsidiary protection		Humanitarian reasons		Rejections
Eritrea	160	Iraq	390	Haiti	60
PS	105	Somalia	300	Nigeria	45
Iraq	85	Afghanistan	235	Afghanistan	45
Other	610	Other	660	Other	360
					5,110

UNITED KINGDOM					
Refugee status	Subsidiary protection		Humanitarian reasons		Rejections
Zimbabwe	160	Afghanistan	235	Gambia	5
Eritrea	135	Zimbabwe	75	Nigeria	5
Iran	130	Iran	45	Somalia	*
Other	610	Other	205	Other	15
					3,740

EU-27					
Refugee status	Subsidiary protection		Humanitarian reasons		Rejections
Iraq	1,170	Somalia	1,865	Afghanistan	430
Iran	675	Afghanistan	940	Somalia	280
Afghanistan	435	Iraq	750	Iraq	165
Other	3,665	Other	1,750	Other	900
					28,850

1) Countries selected here are those with the highest number of first instance decisions.

Source: Eurostat ([migr_asydcfstq](#))

Notes:

CD – Congo, the Democratic Republic of the; SY – Syrian Arab Republic; XK – Kosovo / UNSCR 1244.

Table 7: First instance decisions by outcome, 1st quarter 2010 (rounded figures)

	Total decisions	Total positive decisions	Refugee status	Subsidiary protection	Humanitarian reasons	Rejected
EU-27¹⁾	48,590	13,030	5,945	5,310	1,780	35,560
Belgium
Bulgaria	140	35	5	30	-	100
Czech Republic	120	25	15	10	5	95
Denmark	650	240	110	110	25	410
Germany	8,115	2,270	1,670	120	475	5,845
Estonia	15	0	0	0	-	15
Ireland	510	15	15	*	-	495
Greece	1,000	40	15	5	20	965
Spain	490	100	60	40	*	390
France	9,295	1,425	1,165	260	-	7,870
Italy ²⁾	3,280	1,425	595	470	360	1,860
Cyprus	680	260	15	245	0	420
Latvia	15	5	5	0	-	10
Lithuania	30	0	0	0	-	30
Luxembourg	155	25	20	5	-	130
Hungary	350	75	25	25	25	270
Malta	210	135	5	120	10	75
Netherlands	4,185	1,815	195	980	640	2,370
Austria	3,735	780	510	270	-	2,955
Poland	1,170	130	25	80	30	1,040
Portugal	35	15	0	15	-	20
Romania	120	15	15	0	0	105
Slovenia	20	*	*	0	-	20
Slovakia	50	30	*	25	5	20
Finland	1,340	485	45	410	35	855
Sweden	5,835	2,060	405	1,535	125	3,770
United Kingdom	7,040	1,615	1,035	560	25	5,420
Iceland
Liechtenstein	50	0	0	-	0	50
Norway	4,450	1,205	525	430	250	3,245
Switzerland	5,305	2,785	1,125	325	1,340	2,515

1) As a sum of available data.

2) See country information notes.

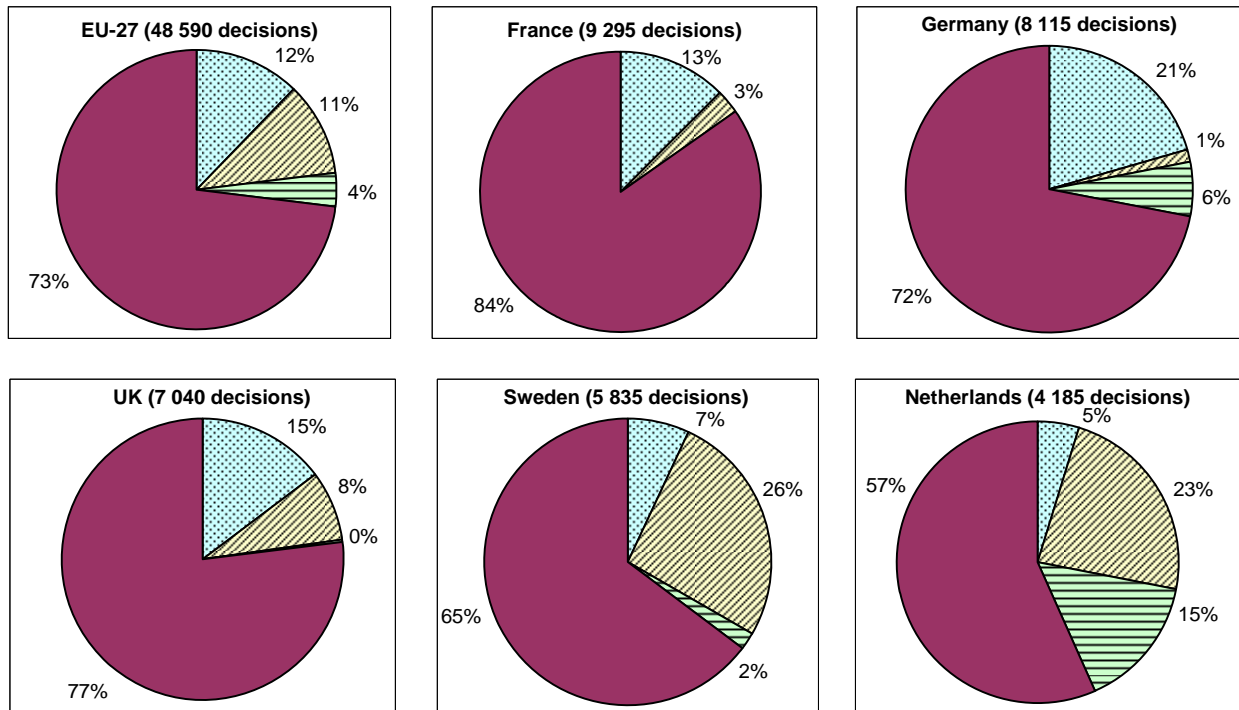
'.' – not applicable

'*' – represents 2 or fewer first instance decisions recorded in the reference period

Source: Eurostat ([migr_asydcfstq](#))

One out of three applicants from Iraq received a refugee status at the first instance in the EU during Q1 2010

Figure 5: First instance decisions by outcome, selected Member States¹⁾, 1st quarter 2010

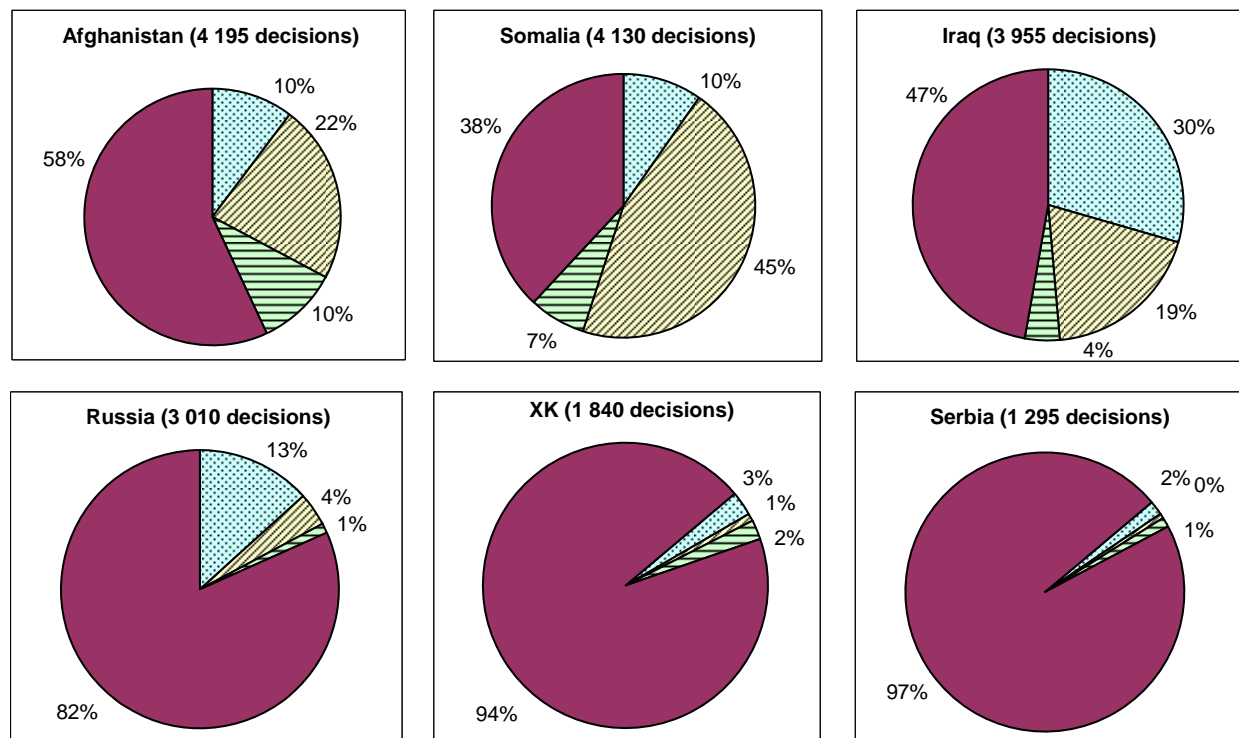


1) Countries selected here are those with the highest number of decisions.

Source: Eurostat ([migr_asycdfstg](#))

Legend: Refugee status (light blue), Subsidiary protection (yellow), Humanitarian reasons (green), Rejections (dark red)

Figure 6: First instance decisions in EU-27 for the main countries of citizenship by outcome, 1st quarter 2010



Note: XK – Kosovo / UNSCR 1244.

Source: Eurostat ([migr_asycdfstg](#))

Legend: Refugee status (light blue), Subsidiary protection (yellow), Humanitarian reasons (green), Rejections (dark red)

Methodology

DATA SOURCES

The data used for this publication are provided to Eurostat by the Ministries of Interior, Justice or immigration agencies of the Member States. Data are based entirely on relevant administrative sources. Apart from statistics on new asylum applicants, these data are supplied by Member States according to the provisions of Article 4 of the [Regulation \(EC\) 862/2007 of 11 July 2007](#) on Community statistics on migration and international protection.

All data presented in this publication are rounded to the nearest 5.

All data presented in this publication are provisional (except as otherwise stated) and may be a subject to change.

DEFINITIONS AND COVERAGE

'Asylum applicant' means a person having submitted an application for international protection or having been included in such application as a family member during the reference period. 'Application for international protection' means an application for international protection as defined in Art.2(g) of [Council Directive 2004/83/EC](#), i.e. including requests for refugee status or for subsidiary protection status, irrespective of whether the application was lodged on arrival at border, or from inside the country, and irrespective of whether the person entered the territory legally (e.g. as a tourist) or illegally. In deciding when to regard an asylum application as having been lodged, the principles expressed in Article 4(1) of [Council Regulation 2003/343/EC](#) should be applied, i.e. 'An application for asylum shall be deemed to have been lodged once a form submitted by the applicant for asylum or a report prepared by the authorities has reached the competent authorities of the Member State concerned. Where an application is not made in writing, the time elapsing between the statement of intention and the preparation of a report should be as short as possible'. Applications submitted by persons who are subsequently found to be a subject of a Dublin procedure (Council Regulation (EC) No 343/2003) are included in the number of asylum applications. Within the same reference period every person being a subject of asylum application is counted only once, therefore repeat applications are not recorded if the first application has been lodged in the same reference period. However, such a repeat application will be recorded if lodged in a different reference month. It means that the aggregation of the monthly figures may overestimate the number of persons applying for international protection within the aggregated period (quarter or year).

In some Member States (e.g. IT, MT) due to restrictions of the asylum procedure (e.g. time limits for lodging repeat application) repeat applications may be very rare. Therefore the number of new asylum applicants may equal or almost equal the number of asylum applicants.

The number of asylum applicants and the number of first instance decisions during the same reference period differs. This is due to the time lag between the date of asylum application and the date of the decision on asylum application. The duration of this time lag may vary considerably depending on the national asylum procedure and the administrative workload. Asylum application lodged in one reference period may therefore result in a decision in a later period, while some asylum decisions reported for that period may relate to the applications lodged in previous reference periods.

'New asylum applicant' means a person having submitted an application for international protection for the first time. Applications submitted by persons who are subsequently found to be a subject of a Dublin procedure are included in the statistics on new asylum applicants if such persons are also a subject of first asylum application. All Member States are requested to supply these data but their provision is voluntary. As persons are counted once only, statistics on new asylum applicants may be used for preparation of annual aggregates.

Person being a subject of **'a pending application'** means a person who is the subject of application for international protection under consideration by the responsible national authority at the end of the reference period. It includes the number of persons with pending applications at all instances of the administrative and/or judicial procedure.

'Rejected applicant' means a person covered by a first instance decision rejecting an application for international protection, including decisions considering applications as inadmissible or as unfounded and decisions under priority and accelerated procedures, taken by administrative or judicial bodies during the reference period.

'Person granted refugee status at first instance' means a person covered by a first instance decision granting refugee status, taken by administrative or judicial bodies during the reference period. Refugee status means status as defined in Art.2(d) of Directive 2004/83/EC within the meaning of Art.1 of the Geneva Convention relating to the Status of Refugees of 28 July 1951, as amended by the New York Protocol of 31 January 1967. According to the Art.2(c) of that Directive refugee means a third country national who, owing to a well-founded fear of being persecuted for reasons of race, religion, nationality, political opinion or membership of a particular social group, is outside the country of nationality and is unable or, owing to such fear, is unwilling to avail himself or herself of the protection of that country, or a stateless person, who, being outside of the country of former habitual residence for the same reasons as mentioned above, is unable or, owing to such fear, unwilling to return to it.

'Person granted subsidiary protection status at first instance' means a person covered by a first instance decision granting subsidiary protection status, taken by administrative or judicial bodies during the reference period. Subsidiary protection status means status as defined in Art.2(f) of Directive 2004/83/EC. According to the Art.2(e) of that Directive a person eligible for subsidiary protection means a third country national or a stateless person who does not qualify as a refugee but in respect of whom substantial grounds have been shown for believing that the person concerned, if returned to his or her country of origin, or in the case of a stateless person, to his or her country of

former habitual residence, would face a real risk of suffering serious harm and is unable, or, owing to such risk, unwilling to avail himself or herself of the protection of that country.

'Person granted authorisation to stay for humanitarian reasons at first instance' means a person covered by another first instance decision granting authorisation to stay for humanitarian reasons under national law concerning international protection, taken by administrative or judicial bodies during the reference period. It includes persons who are not eligible for international protection as currently defined law but are nonetheless protected against removal under the obligations that are imposed on all Member States by international refugee or human rights instruments or on the basis of principles flowing from such instruments. Examples of such categories include persons who are not removable on ill health grounds and unaccompanied minors.

'Dublin procedure' means a procedure according to the Council Regulation (EC) No 343/2003, establishing the criteria and mechanisms for determining the Member State responsible for examining an asylum application lodged in one of the Member States by a third-country national.

COUNTRY INFORMATION

Until December 2009, statistics on asylum applications in Cyprus related to the number of administrative cases instead of individuals. This may result in underestimation of the actual number of applications, as one administrative case may cover several family members being a subject of this application.

Following the enforcement of the new asylum law in Greece, the examination of asylum applications has been decentralised to regional alien departments. The lower figure reported in August 2009 results from a transitional period inherent to this procedural change.

Due to a technical error, the registered age of accompanied minors for application and decision statistics in Italy was the age of the principal applicant (e.g. father or mother) until February 2010 (included). This leads to an underestimation of the share of minor asylum applicants.

The number of rejections at first instance (1 860) in Italy includes a number of recommendations to issue an authorization to stay for humanitarian reasons (630). These recommendations are issued by the National Asylum Commission to the Police. Such recommendation does not guarantee the grant of an authorization to stay for humanitarian reason, and therefore the number of first instance rejections is overestimated. Indeed, some individuals might be counted twice under the same reference period: first as a person rejected and recommended for an authorisation to stay for humanitarian reasons and subsequently as a person granted an authorisation to stay for humanitarian reasons.

According to the Maltese authorities, the drop in the number of asylum applicants results from the decreasing number of boats arriving from Libya.

ABBREVIATIONS

Belgium (BE), Bulgaria (BG), Czech Republic (CZ), Denmark (DK), Germany (DE), Estonia (EE), Ireland (IE), Greece (EL), Spain (ES), France (FR), Italy (IT), Cyprus (CY), Latvia (LV), Lithuania (LT), Luxembourg (LU), Hungary (HU), Malta (MT), the Netherlands (NL), Austria (AT), Poland (PL), Portugal (PT), Romania (RO), Slovenia (SI), Slovakia (SK), Finland (FI), Sweden (SE), the United Kingdom (UK), Iceland (IS), Lichtenstein (LI), Norway (NO) and Switzerland (CH).

EU ASYLUM POLICY

The Directorate-General for Home Affairs (DG HOME) is responsible for developing EU policies on asylum. For more information please see:

http://www.ec.europa.eu/justice_home/index_en.htm

Further information

European Statistical Data Support:

Contact details for this support network can be found on our Internet site:

<http://ec.europa.eu/eurostat/>

Data

Data on "Population and Social conditions, Asylum":

<http://epp.eurostat.ec.europa.eu/portal/page/portal/population/data/database>

(Select "International Migration and asylum" and "Asylum")

More information about "Population and social conditions":

<http://epp.eurostat.ec.europa.eu/portal/page/portal/population/introduction>

European Statistical Data Support:

Contact details for this support network can be found on our Internet site:

<http://ec.europa.eu/eurostat/>

Manuscript completed on 15.07.2010

Data extracted on: 01.07.2010

ISSN 1977-0340

Catalogue number: KS-QA-10-032-EN-N

© European Union, 2010