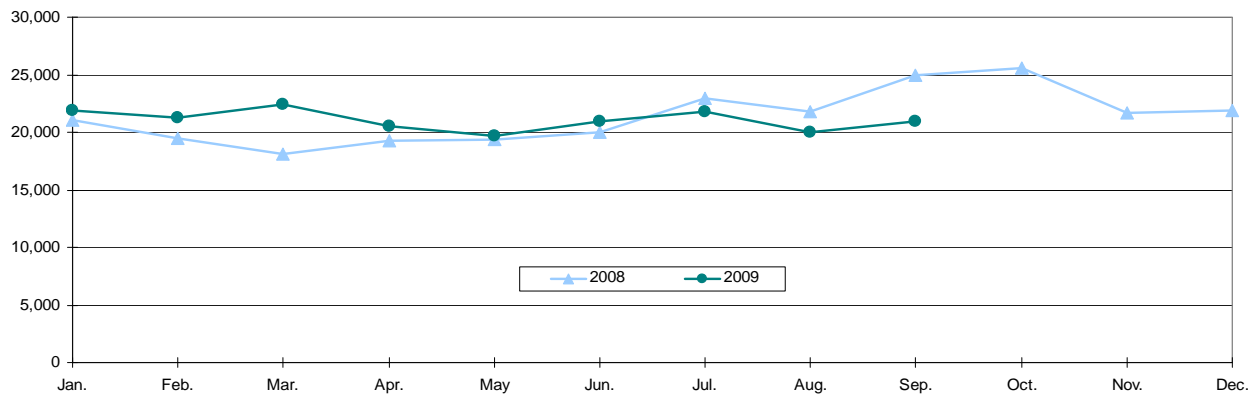


Asylum applicants and first instance decisions on asylum applications in Q3 2009

Number of asylum applicants in the 3rd quarter lower than in the same period of the previous year

Figure 1: Asylum applicants, EU-27¹⁾, January 2008 – September 2009

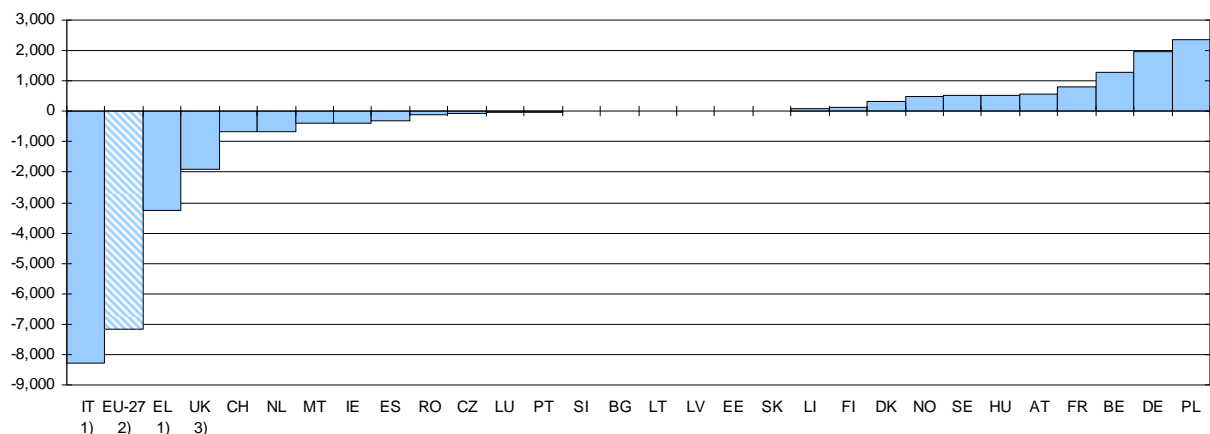


1) EU-27 aggregate includes data for CY relating to applications instead of applicants, and from January 2008 to June 2009 data for UK referring only to new asylum applicants.

Source: Eurostat ([migr_asyappctzm](#))

Nearly 8 300 less asylum applicants in Italy in Q3 2009 compared to Q3 2008

Figure 2: Asylum applicants, absolute change between Q3/09 and Q3/08



1) IT, EL see country information in the methodological notes

2) EU-27 aggregate includes data for UK referring only to new asylum applicants, and data for CY relating to applications instead of applicants.

3) UK: data refers only to new asylum applicants.

Source: Eurostat ([migr_asyappctzm](#))

Table 1: Asylum applicants (including new asylum applicants), Q3/08-Q3/09 (rounded figures)

	Q3 2008			Q4 2008			Q1 2009			Q2 2009			Q3 2009			Last 12 months	
	Jul.	Aug.	Sep.	Oct.	Nov.	Dec.	Jan.	Feb.	Mar.	Apr.	May.	Jun.	Jul.	Aug.	Sep.		Jul.-Sep. 2009
EU27²⁾	22,895	21,800	24,940	25,565	21,705	21,865	21,860	21,305	22,420	20,530	19,710	20,985	21,745	20,005	20,905	62,655	125
BE	1,315	1,265	1,400	1,565	1,340	1,275	1,670	1,305	1,470	1,460	1,435	1,535	1,705	1,700	1,835	5,240	490
BG	60	35	80	65	50	40	70	65	90	50	55	75	60	55	70	180	750
CZ	110	115	120	175	115	85	125	130	110	135	115	95	105	80	85	270	25
DK	130	210	250	245	275	245	335	260	340	215	300	205	225	315	380	915	165
DE	2,220	2,040	2,440	2,370	2,095	1,870	2,735	2,365	2,510	2,305	2,250	2,390	2,825	2,825	3,025	8,675	105
EE	0	0	0	0	5	0	0	5	5	0	0	0	5	5	5	15	10
IE	340	335	360	355	325	300	255	270	270	240	230	245	220	225	195	645	145
EL	1,740	1,420	1,700	1,650	1,430	1,780	1,555	1,590	1,570	1,680	1,715	1,665	1,085	70	440	1,595	140
ES	370	290	345	430	365	335	290	340	270	255	215	270	240	175	265	680	15
FR	3,355	3,270	4,000	4,625	3,635	4,350	3,255	4,145	4,040	3,840	3,130	3,820	3,970	3,540	3,930	11,440	180
IT	3,870	3,785	3,395	3,260	2,740	1,705	1,985	1,365	1,445	1,695	2,230	1,255	1,265	555	960	2,775	45
CY	:	:	:	:	:	:	:	:	:	:	:	:	:	:	:	:	:
LV	0	10	0	20	10	5	0	0	0	0	0	0	10	5	10	25	10
LT	35	25	55	50	35	60	30	40	35	30	55	20	25	30	75	130	40
LU	40	55	70	30	35	25	25	25	30	35	25	40	45	45	55	145	300
HU	160	240	445	445	340	320	280	495	485	350	350	310	480	430	475	1,385	140
MT	365	270	260	190	205	215	220	225	225	200	180	155	145	205	145	495	1,200
NL	1,445	1,440	1,615	1,645	1,250	1,175	1,300	1,280	1,385	1,340	1,110	1,325	1,265	1,145	1,425	3,840	235
AT	1,075	1,155	1,280	1,405	1,220	1,295	1,210	1,250	1,315	1,200	1,225	1,295	1,345	1,280	1,435	4,060	485
PL	585	665	1,040	795	725	915	370	345	450	470	520	1,310	1,565	2,075	995	4,635	120
PT	5	20	10	15	10	5	15	10	15	5	10	25	10	5	10	25	0
RO	160	90	110	125	125	160	95	125	65	70	70	105	75	120	75	265	10
SI	15	10	25	30	40	25	40	10	20	15	10	5	30	10	10	55	25
SK	75	80	85	120	65	65	55	45	60	40	60	70	95	60	105	260	50
FI	280	365	445	630	515	565	520	445	465	340	310	375	365	440	420	1,230	230
SE	1,915	1,965	2,205	2,270	1,900	2,140	1,935	1,670	1,735	1,565	1,590	1,880	2,045	2,385	2,185	6,620	715
UK	:	:	:	:	:	:	:	:	:	:	:	:	2,320	2,080	2,070	6,475	105
IS	10	5	10	10	5	0	:	:	:	:	:	:	:	:	:	:	:
LI	0	0	0	0	0	0	0	0	10	0	5	5	0	20	70	85	2,445
NO	1,435	1,700	1,545	1,455	1,450	1,450	1,340	1,180	1,270	1,265	1,490	1,550	1,755	1,815	1,600	5,175	1,080
CH	1,095	1,600	1,695	2,090	2,050	2,080	2,265	1,355	1,295	1,195	1,060	1,180	1,275	1,200	1,225	3,700	490

1) Relative to population as of 1st of January 2009 (provisional data).

2) EU-27 aggregate includes data for CY relating to applications instead of applicants, and from July 2008 to June 2009 data for UK referring only to new asylum applicants.

Source: Eurostat (mir.asyadoc2tm)

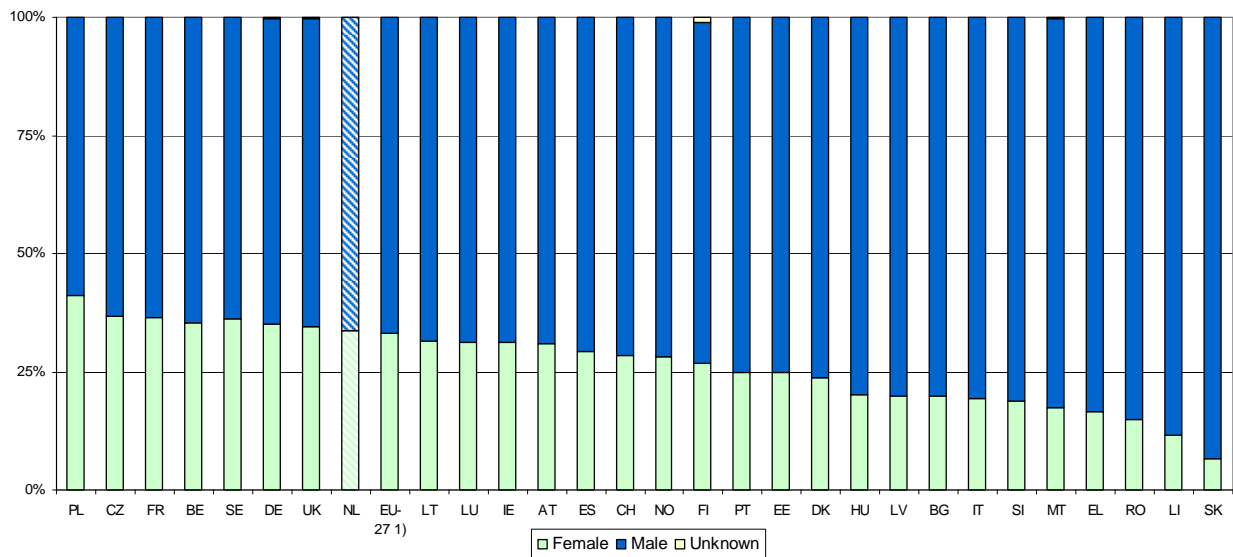
Table 2: New asylum applicants, Q3/08-Q3/09 (rounded figures)

	Q3 2008			Q4 2008				Q1 2009				Q2 2009				Q3 2009				Last 12 months
	Jul.	Aug.	Sep.	Oct.	Nov.	Dec.	Jan.	Feb.	Mar.	Apr.	May.	Jun.	Jul.	Aug.	Sep.	Jul.-Sep. 2009	Applicants per million inhabitants ¹⁾			
EU27	935	940	1,035	1,230	1,015	885	1,270	955	1,010	990	985	1,045	1,210	1,275	1,550	4,035	375	13,410		
BE	:	:	:	:	:	:	:	:	:	:	:	:	:	:	:	:	:	:	:	
BG	:	:	:	:	:	:	:	:	:	:	:	:	:	:	:	:	:	:	:	
CZ	50	60	70	110	65	45	80	65	50	50	60	45	45	35	40	125	10	695		
DK	:	:	:	:	:	:	:	:	:	:	:	:	:	:	:	:	:	:	:	
DE	1,790	1,660	1,965	1,945	1,730	1,540	2,335	1,935	1,995	1,915	1,820	1,950	2,450	2,450	2,595	7,495	90	24,655		
EE	0	0	0	0	5	0	0	5	5	0	0	0	5	5	5	15	10	30		
IE	330	330	360	355	325	300	250	270	270	235	225	240	210	225	195	630	140	3,100		
EL	:	:	:	:	:	:	:	:	:	:	:	:	:	:	:	:	:	:	:	
ES	:	:	:	:	:	:	:	:	:	:	:	:	:	:	:	:	:	:	:	
FR	:	:	:	:	:	:	2,815	3,645	3,510	3,375	2,705	3,375	3,445	3,125	3,425	9,995	155	:		
IT	3,870	3,785	3,395	3,260	2,740	1,705	1,985	1,365	1,445	1,695	2,230	1,255	1,265	555	960	2,775	45	20,455		
CY	:	:	:	:	:	:	:	:	:	:	:	:	:	:	:	:	:	:	:	
LV	0	10	0	20	10	5	0	0	0	0	0	0	10	5	5	20	10	55		
LT	:	:	:	:	:	:	15	15	10	10	20	10	5	20	50	75	25	:		
LU	:	:	:	:	:	:	:	:	:	:	:	:	:	:	:	:	:	:	:	
HU	:	:	:	:	:	:	:	:	:	:	:	:	:	:	:	:	:	:	:	
MT	365	270	260	190	205	215	220	225	225	200	180	155	145	205	145	495	1,200	2,310		
NL	1,270	1,285	1,445	1,435	1,105	1,080	1,170	1,145	1,300	1,230	1,020	1,215	1,170	1,030	1,325	3,525	215	14,235		
AT	:	:	:	:	:	:	:	:	:	:	:	:	:	:	:	:	:	:	:	
PL	490	585	950	710	645	810	310	290	415	405	445	1,250	1,490	1,970	920	4,375	115	9,650		
PT	5	20	10	15	10	5	15	10	15	5	10	25	10	5	10	25	0	145		
RO	:	:	:	:	:	:	:	:	:	:	:	:	:	:	:	:	:	:	:	
SI	15	10	25	25	35	20	40	10	15	10	10	5	30	10	10	50	25	220		
SK	:	:	:	:	:	:	:	:	:	:	:	:	:	:	:	:	:	:	:	
FI	:	:	:	:	:	:	:	:	:	:	:	:	:	:	:	:	:	:	:	
SE	1,895	1,930	2,150	2,195	1,845	2,060	1,860	1,595	1,645	1,500	1,545	1,835	2,020	2,360	2,150	6,530	705	22,615		
UK	2,820	2,440	2,915	2,845	2,610	2,670	3,255	3,210	3,815	2,805	2,270	2,295	2,250	2,005	2,015	6,270	100	32,055		
IS	:	:	:	:	:	:	:	:	:	:	:	:	:	:	:	:	:	:	:	
LI	:	:	:	:	:	:	:	:	:	:	:	:	:	:	:	:	:	:	:	
NO	:	:	:	:	:	:	:	:	:	:	:	:	:	:	:	:	:	:	:	
CH	990	1,480	1,570	1,940	1,915	1,975	2,125	1,255	1,160	1,075	955	1,060	1,160	1,080	1,110	3,350	435	16,815		

1) Relative to population as of 1st of January 2009 (provisional data).

Almost 16 000 asylum applicants in EU-27 were minors in Q3 2009

Figure 3: Asylum applicants by gender, 3rd quarter 2009 (in %)



1) EU-27 aggregate includes CY data relating to applications.

Source: Eurostat ([migr_asyappctzm](#))

Table 3: Asylum applicants by age group, 3rd quarter 2009 (rounded figures)

	Total (absolute value)	Distribution of age groups as a share of total (in %)					
		0-13	14-17	18-34	35-64	65 and over	Unknown
EU-27 ¹⁾	62,655	17.9	7.4	54.1	19.6	0.7	0.3
Belgium	5,240	21.4	7.8	49.0	21.3	0.6	0.0
Bulgaria	180	11.5	3.3	58.2	25.3	1.6	0.0
Czech Republic	270	25.7	1.8	45.2	26.8	0.4	0.0
Denmark	915	15.4	14.9	54.5	14.0	1.2	0.0
Germany	8,675	23.0	8.3	50.1	17.7	0.9	0.0
Estonia	15	0.0	12.5	56.3	25.0	0.0	6.3
Ireland	645	20.8	5.6	55.4	17.9	0.3	0.0
Greece	1,595	2.1	4.8	77.0	16.1	0.1	0.0
Spain	680	11.5	2.5	68.2	17.7	0.1	0.0
France	11,440	15.6	2.9	55.5	25.1	0.9	0.0
Italy	2,775	0.2	2.2	76.5	21.0	0.0	0.1
Cyprus	:	:	:	:	:	:	:
Latvia	25	16.0	8.0	60.0	16.0	0.0	0.0
Lithuania	130	13.1	3.1	57.7	23.8	2.3	0.0
Luxembourg	145	25.2	5.4	50.3	18.4	0.7	0.0
Hungary	1,385	17.2	11.2	59.4	12.0	0.1	0.0
Malta	495	1.2	14.5	77.7	6.0	0.0	0.6
Netherlands	3,840	20.7	10.3	54.6	13.7	0.5	0.1
Austria	4,060	26.2	11.3	46.1	16.0	0.4	0.0
Poland	4,635	27.5	3.9	47.0	20.9	0.6	0.0
Portugal	25	12.5	4.2	41.7	41.7	0.0	0.0
Romania	265	7.5	4.1	69.3	18.7	0.4	0.0
Slovenia	55	11.3	5.7	67.9	15.1	0.0	0.0
Slovakia	260	5.0	4.3	61.2	29.5	0.0	0.0
Finland	1,230	13.6	10.7	59.4	15.6	0.2	0.4
Sweden	6,620	18.9	11.1	49.2	19.5	1.3	0.0
United Kingdom	6,475	14.5	10.2	52.4	19.6	0.9	2.4
Iceland	:	:	:	:	:	:	:
Liechtenstein	85	8.0	5.7	77.0	9.2	0.0	0.0
Norway	5,175	15.9	14.7	53.8	15.3	0.4	0.0
Switzerland	3,700	22.6	5.5	58.4	13.2	0.2	0.0

1) EU-27 aggregate includes CY data relating to applications.

Source: Eurostat ([migr_asyappctzm](#))

Table 4: Five main citizenships of asylum applicants, 3rd quarter 2009 (rounded figures)

BELGIUM		BULGARIA		CZECH REPUBLIC	
Russia	725	Iraq	60	Kazakhstan	55
Kosovo / UNSCR 1244	605	Stateless	40	Ukraine	30
Afghanistan	510	Iran	15	Mongolia	30
Iraq	375	Turkey	10	Turkey	25
Serbia	290	Algeria	10	Stateless	15
Other	2,745	Other	50	Other	120
DENMARK		GERMANY		ESTONIA	
Afghanistan	265	Iraq	1,945	Georgia	5
Syrian Arab Republic	115	Afghanistan	1,130	Syrian Arab Republic	5
Iran	90	Iran	630	Russia	*
Russia	85	Kosovo / UNSCR 1244	475	Afghanistan	*
Iraq	60	Turkey	415	Sri Lanka	*
Other	300	Other	4,075	Other	*
IRELAND		GREECE		SPAIN	
Nigeria	115	Georgia	260	Nigeria	105
Pakistan	60	Pakistan	215	Ivory Coast	65
China	50	Afghanistan	155	Colombia	65
Ghana	30	Iraq	155	Algeria	55
Moldova	25	Syrian Arab Republic	140	CD	40
Other	360	Other	660	Other	350
FRANCE		ITALY		CYPRUS¹⁾	
Kosovo / UNSCR 1244	1,015	Nigeria	530	India	80
Russia	945	Pakistan	290	Egypt	55
Sri Lanka	880	Ghana	250	Bangladesh	45
Armenia	825	Bangladesh	220	Sri Lanka	40
CD	775	Eritrea	155	PS	40
Other	7,005	Other	1,330	Other	320
LATVIA		LITHUANIA		LUXEMBOURG	
Bangladesh	5	Russia	50	Kosovo / UNSCR 1244	45
Iran	5	Georgia	45	Russia	10
Afghanistan	*	Belarus	5	Albania	10
Russia	*	Iraq	5	Iran	10
Turkey	*	Cameroon	5	Iraq	10
Other	15	Other	15	Other	65
HUNGARY		MALTA		NETHERLANDS	
Kosovo / UNSCR 1244	455	Somalia	250	Somalia	1,610
Afghanistan	435	Nigeria	145	Iraq	485
Serbia	90	Mali	25	Afghanistan	255
Turkey	50	Ivory Coast	20	Eritrea	145
Iran	45	Burkina Faso	15	Iran	130
Other	310	Other	40	Other	1,210
AUSTRIA		POLAND		PORTUGAL	
Russia	935	Georgia	2,725	Eritrea	10
Afghanistan	555	Russia	1,720	Guinea	5
Georgia	365	Armenia	65	Russia	*
Kosovo / UNSCR 1244	310	Vietnam	15	Angola	*
Nigeria	215	Iraq	15	CD	*
Other	1,690	Other	95	Other	10
ROMANIA		SLOVENIA		SLOVAK REPUBLIC	
Moldova	70	Turkey	10	Pakistan	65
Turkey	25	Bosnia and Herzegovina	5	Georgia	40
Iraq	25	Serbia	5	Moldova	25
Pakistan	20	Kosovo / UNSCR 1244	5	Russia	25
Serbia	20	Russia	*	India	15
Other	105	Other	25	Other	85
FINLAND		SWEDEN		UNITED KINGDOM	
Somalia	310	Somalia	1,735	Afghanistan	880
Afghanistan	135	Iraq	560	Zimbabwe	760
Russia	135	Afghanistan	400	Iran	650
Iraq	130	Kosovo / UNSCR 1244	335	Pakistan	470
Kosovo / UNSCR 1244	95	Eritrea	325	Eritrea	420
Other	425	Other	3,260	Other	3,295
EU-27²⁾					
		Russia	5,395		
		Afghanistan	5,100		
		Somalia	4,795		
		Iraq	4,425		
		Georgia	4,330		
		Other	38,610		

LIECHTENSTEIN		NORWAY		SWITZERLAND	
Somalia	70	Afghanistan	1,230	Nigeria	395
Russia	10	Eritrea	960	Eritrea	295
Eritrea	5	Somalia	535	Sri Lanka	260
Afghanistan	*	Stateless	415	Iraq	220
Turkey	*	Russia	310	Georgia	210
Other	5	Other	1,725	Other	2,320

1) Data relates to applications.

2) EU-27 aggregate estimated; includes CY data relating to applications.

Source: Eurostat ([migr_asyappctzm](#))

Notes:

* - represents 2 or fewer applicants recorded in the reference period

CD - Congo, the Democratic Republic of the; PS – Palestinian territory occupied.

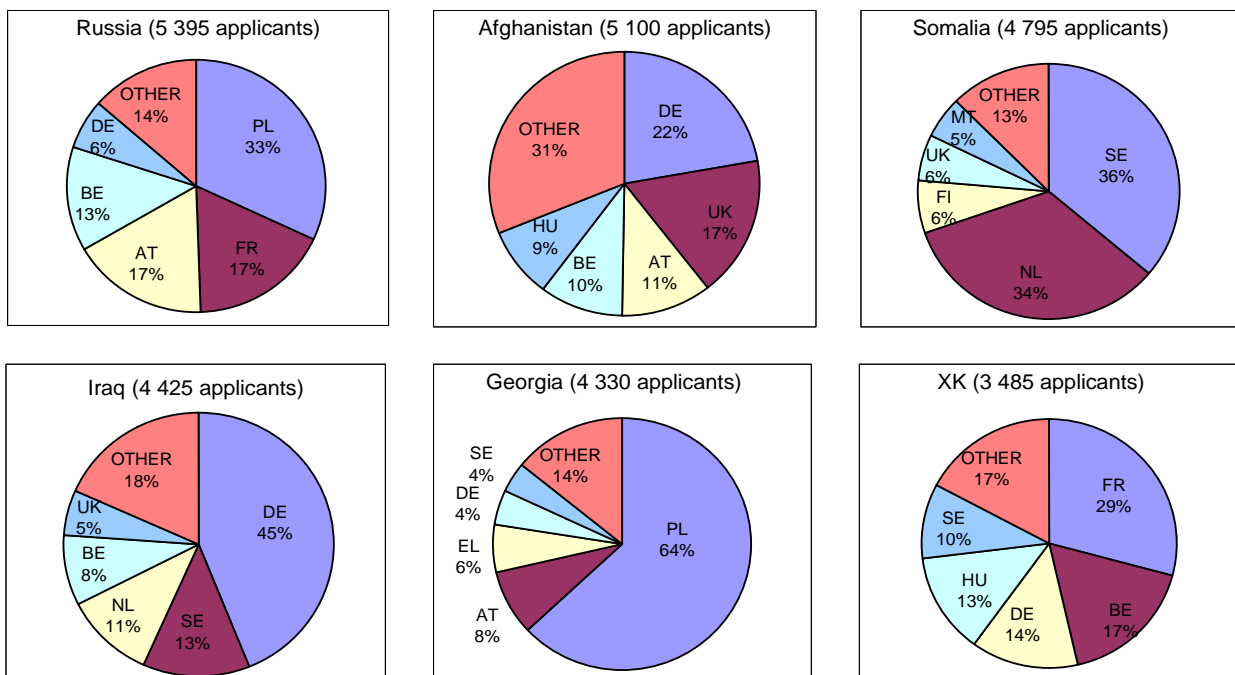
The number of Georgian applicants keeps increasing in the EU-27

Table 5: Ten main citizenships of asylum seekers in the EU-27¹⁾ by number of applicants, 1st quarter 2009 – 3rd quarter 2009 (rounded figures)

	Q3 2009	Q2 2009		Q1 2009	
	Number of applicants	Number of applicants	Rank	Number of applicants	Rank
Russia	5,395	4,060	(3)	4,195	(4)
Afghanistan	5,100	4,285	(2)	4,850	(2)
Somalia	4,795	4,965	(1)	4,225	(3)
Iraq	4,425	3,990	(4)	5,580	(1)
Georgia	4,330	2,360	(8)	1,230	(15)
Kosovo UNSCR / 1244	3,485	3,205	(5)	3,335	(6)
Iran	2,480	1,585	(12)	1,880	(11)
Nigeria	2,065	3,170	(6)	2,970	(7)
Pakistan	1,645	2,805	(7)	2,720	(8)
Turkey	1,635	1,530	(13)	1,820	(12)
Other	27,305	29,270	(-)	32,780	(-)

1) EU-27 aggregate includes CY data relating to applications, and from January 2009 to June 2009 data for UK referring only to new asylum applicants
Source: Eurostat ([migr_asyappctzm](#))

Figure 4: Distribution of the 4 main countries of citizenship of asylum seekers in the EU-27¹⁾ by receiving country, 3rd quarter 2009



1) EU-27 aggregate includes data for CY relating to applications instead of applicants.

Note: XK – Kosovo / UNSCR 1244

Source: Eurostat ([migr_asyappctzm](#))

The EU-27 granted 15 800 positive decisions at the first instance in Q3 2009

Table 6: First instance decisions by citizenship in selected Member States¹⁾, 3rd quarter 2009 (rounded figures)

GERMANY							
Refugee status	Subsidiary protection		Humanitarian reasons		Rejections		
Iraq	1,655	Sri Lanka	60	Afghanistan	155	Iraq	1,355
Iran	110	Iraq	15	Iraq	85	Vietnam	395
Eritrea	70	Somalia	15	XK	10	XK	320
Other	335	Other	35	Other	85	Other	2,595

FRANCE							
Refugee status	Subsidiary protection		Humanitarian reasons		Rejections		
Sri Lanka	180	Mali	240	Not applicable		XK	675
CD	85	Guinea	50			Turkey	575
Russia	75	Somalia	45			CD	475
Other	580	Other	130			Other	5,755

ITALY							
Refugee status	Subsidiary protection		Humanitarian reasons		Rejections		
Eritrea	50	Somalia	465	Nigeria	90	Nigeria	895
Somalia	45	Afghanistan	75	Ivory Coast	20	Pakistan	285
Iraq	30	Eritrea	45	Ghana	15	Bangladesh	245
Other	270	Other	230	Other	195	Other	955

NETHERLANDS							
Refugee status	Subsidiary protection		Humanitarian reasons		Rejections		
Iraq	55	Somalia	400	Somalia	1,000	Somalia	620
Somalia	35	Iraq	290	Iraq	165	Iraq	565
Iran	30	Eritrea	65	Iran	40	Afghanistan	165
Other	130	Other	325	Other	315	Other	950

SWEDEN							
Refugee status	Subsidiary protection		Humanitarian reasons		Rejections		
Somalia	80	Somalia	670	Somalia	30	Iraq	490
Eritrea	40	Eritrea	175	Afghanistan	20	Somalia	430
Iraq	35	Afghanistan	115	Iraq	20	XK	245
Other	105	Other	220	Other	60	Other	2,435

OTHER EU MS							
Refugee status	Subsidiary protection		Humanitarian reasons		Rejections		
Russia	300	Russia	470	Serbia	105	Georgia	1,255
Iraq	180	PS	445	Turkey	55	Russia	1,250
Afghanistan	135	Somalia	305	XK	55	Afghanistan	830
Other	735	Other	700	Other	450	Other	8,960

UNITED KINGDOM							
Refugee status	Subsidiary protection		Humanitarian reasons		Rejections		
Zimbabwe	350	Afghanistan	305	China	5	Zimbabwe	2,260
Eritrea	175	Zimbabwe	185	Myanmar	5	Afghanistan	675
Somalia	155	Iran	45	Somalia	5	Iran	640
Other	470	Other	200	Other	25	Other	3,885

EU-27							
Refugee status	Subsidiary protection		Humanitarian reasons		Rejections		
Iraq	2,040	Somalia	1,920	Somalia	1,050	Iraq	3,435
Russia	430	Afghanistan	760	Iraq	290	Zimbabwe	2,310
Somalia	395	Iraq	750	Afghanistan	240	Nigeria	2,105
Other	3,620	Other	2,875	Other	1,435	Other	32,345

1) Countries selected here are those with the highest number of 1st instance decisions.

Source: Eurostat ([migr_asydcfstq](#))

Notes:

CD - Congo, the Democratic Republic of the; PS – Palestinian territory occupied; XK – Kosovo / UNSCR 1244.

Table 7: First instance decisions by outcome, 3rd quarter 2009 (rounded figures)

	Total decisions	Total positive decisions	Refugee status	Subsidiary protection	Humanitarian reasons	Rejected
EU-27	56,000	15,805	6,490	6,305	3,010	40,195
Belgium	3,635	655	550	105	-	2,980
Bulgaria	220	85	5	80	-	135
Czech Republic	110	10	10	0	5	100
Denmark	405	195	85	95	15	205
Germany	7,290	2,625	2,170	120	335	4,665
Estonia	5	0	0	0	0	5
Ireland	950	210	15	10	185	745
Greece	3,125	40	10	20	5	3,090
Spain	1,075	105	45	60	5	970
France	8,870	1,390	920	470	-	7,480
Italy	3,900	1,520	390	810	320	2,380
Cyprus	1,175	515	15	490	5	660
Latvia	10	0	0	0	0	10
Lithuania	20	5	0	5	-	15
Luxembourg	135	25	20	0	0	110
Hungary	465	80	25	20	35	385
Malta	490	235	0	230	0	255
Netherlands	5,155	2,850	250	1,080	1,520	2,305
Austria	2,045	1,125	500	260	365	920
Poland	1,785	465	25	415	25	1,320
Portugal	10	0	0	0	-	10
Romania	115	25	10	5	5	90
Slovenia	30	0	0	0	0	30
Slovakia	75	25	0	10	15	50
Finland	355	140	25	110	5	220
Sweden	5,170	1,565	255	1,175	130	3,605
United Kingdom	9,380	1,920	1,150	730	40	7,460
Iceland	:	:	:	:	:	:
Liechtenstein	20	0	0	-	0	20
Norway	4,030	935	355	360	225	3,090
Switzerland	3,680	1,665	670	995	-	2,015

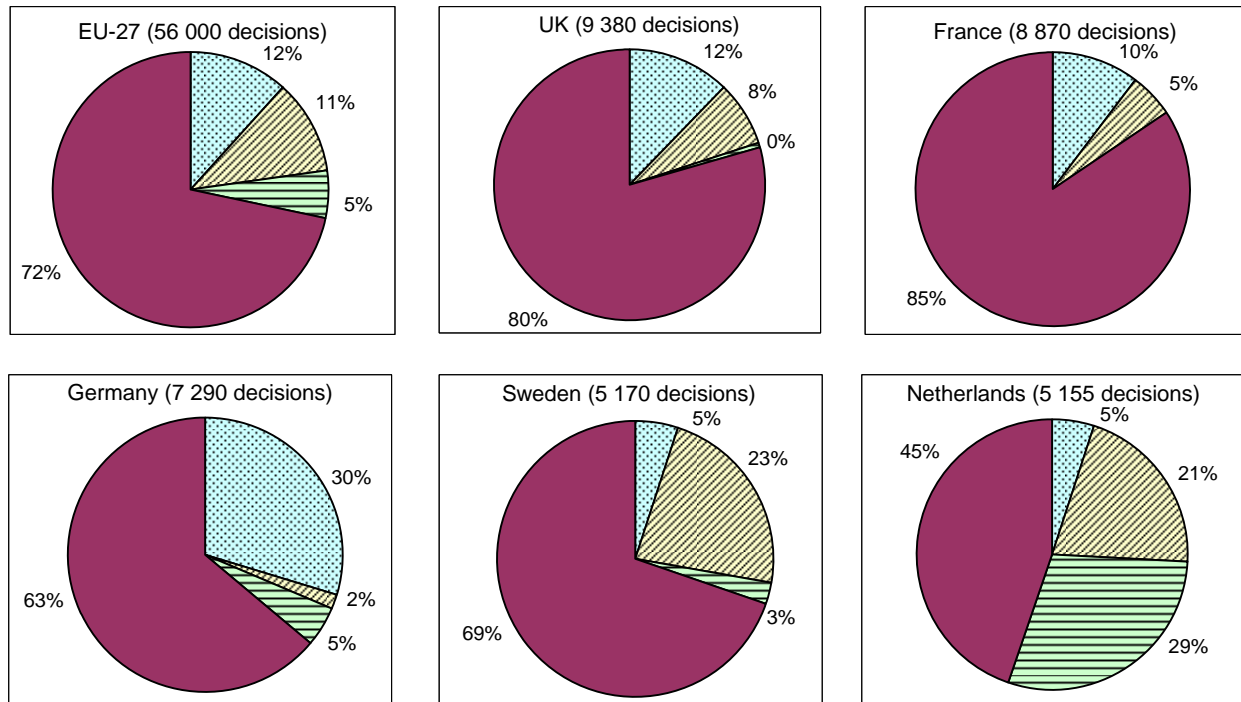
'-' not applicable

'.' not available

Source: Eurostat ([migr_asydcfstq](#))

More than a half of applicants obtained a positive decision at first instance in the Netherlands in Q3 2009, though only 1 in 20 received refugee status

Figure 5: First instance decisions by outcome, selected Member States¹⁾, 3rd quarter 2009

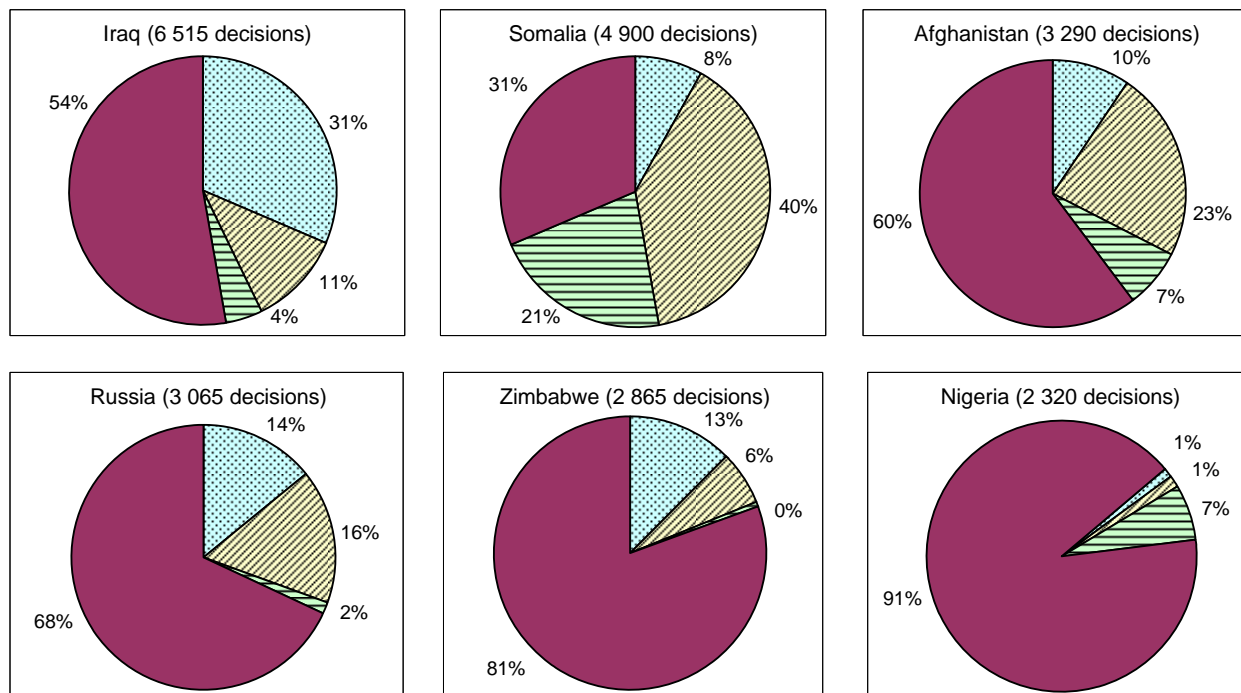


1) Countries selected here are those with the highest number of decisions.

Source: Eurostat ([migr_asydcfstq](#))

Refugee status Subsidiary protection Humanitarian reasons Rejections

Figure 6: First instance decisions in EU-27¹⁾ for the main countries of citizenship by outcome, 3rd quarter 2009



Refugee status Subsidiary protection Humanitarian reasons Rejections

Source: Eurostat ([migr_asydcfstq](#))

Methodology

DATA SOURCES

The data used for this publication are provided to Eurostat by the Ministries of Interior, Justice or immigration agencies of the Member States. Data are based entirely on relevant administrative sources. Apart from statistics on new asylum applicants, these data are supplied by Member States according to the provisions of Article 4 of the [Regulation \(EC\) 862/2007 of 11 July 2007](#) on Community statistics on migration and international protection.

All data presented in this publication are rounded to the nearest 5.

All data presented in this publication are provisional (except for otherwise stated) and may be a subject of change.

DEFINITIONS AND COVERAGE

'Asylum applicant' means a person having submitted an application for international protection or having been included in such application as a family member during the reference period. 'Application for international protection' means an application for international protection as defined in Art.2(g) of [Council Directive 2004/83/EC](#), i.e. including requests for refugee status or for subsidiary protection status, irrespective of whether the application was lodged on arrival at border, or from inside the country, and irrespective of whether the person entered the territory legally (e.g. as a tourist) or illegally. In deciding when to regard an asylum application as having been lodged, the principles expressed in Article 4(1) of [Council Regulation 2003/343/EC](#) should be applied, i.e. 'An application for asylum shall be deemed to have been lodged once a form submitted by the applicant for asylum or a report prepared by the authorities has reached the competent authorities of the Member State concerned. Where an application is not made in writing, the time elapsing between the statement of intention and the preparation of a report should be as short as possible'. Applications submitted by persons who are subsequently found to be a subject of a Dublin procedure (Council Regulation (EC) No 343/2003) are included in the number of asylum applications. Within the same reference period every person being a subject of asylum application is counted only once, therefore repeat applications are not recorded if the first application has been lodged in the same reference period. However, such a repeat application will be recorded if lodged in a different reference month. It means that the aggregation of the monthly figures may overestimate the number of persons applying for international protection within the aggregated period (quarter or year).

In some MS (e.g. IT, MT) due to restrictions of the asylum procedure (e.g. time limits for lodging repeat application) repeat applications may be very rare. Therefore the number of new asylum applicants may equal or almost equal the number of asylum applicants.

The number of asylum applicants and the number of first instance decisions during the same reference period differs. This is due to the time lag between the date of asylum application and the date of the decision on asylum application. The duration of this time lag may vary considerably depending on the national asylum procedure and the administrative workload. Asylum application lodged in one reference period may therefore result in a decision in a later period, while some asylum decisions reported for that period may relate to the applications lodged in previous reference periods.

'New asylum applicant' means a person having submitted an application for international protection for the first time. Applications submitted by persons who are subsequently found to be a subject of a Dublin procedure are included in the statistics on new asylum applicants if such persons are also a subject of first asylum application. All Member States are requested to supply these data but their provision is voluntary. As persons are counted once only, statistics on new asylum applicants may be used for preparation of annual aggregates.

Person being a subject of **'a pending application'** means a person who is the subject of application for international protection under consideration by the responsible national authority at the end of the reference period. It includes the number of persons with pending applications at all instances of the administrative and/or judicial procedure.

'Rejected applicant' means a person covered by a first instance decision rejecting an application for international protection, including decisions considering applications as inadmissible or as unfounded and decisions under priority and accelerated procedures, taken by administrative or judicial bodies during the reference period.

'Person granted refugee status at first instance' means a person covered by a first instance decision granting refugee status, taken by administrative or judicial bodies during the reference period. Refugee status means status as defined in Art.2(d) of Directive 2004/83/EC within the meaning of Art.1 of the Geneva Convention relating to the Status of Refugees of 28 July 1951, as amended by the New York Protocol of 31 January 1967. According to the Art.2(c) of that Directive refugee means a third country national who, owing to a well-founded fear of being persecuted for reasons of race, religion, nationality, political opinion or membership of a particular social group, is outside the country of nationality and is unable or, owing to such fear, is unwilling to avail himself or herself of the protection of that country, or a stateless person, who, being outside of the country of former habitual residence for the same reasons as mentioned above, is unable or, owing to such fear, unwilling to return to it.

'Person granted subsidiary protection status at first instance' means a person covered by a first instance decision granting subsidiary protection status, taken by administrative or judicial bodies during the reference period. Subsidiary protection status means status as defined in Art.2(f) of Directive 2004/83/EC. According to the Art.2(e) of that Directive a person eligible for subsidiary protection means a third country national or a stateless person who does not qualify as a refugee but in respect of whom substantial grounds have been shown for believing that the person

concerned, if returned to his or her country of origin, or in the case of a stateless person, to his or her country of former habitual residence, would face a real risk of suffering serious harm and is unable, or, owing to such risk, unwilling to avail himself or herself of the protection of that country.

'Person granted authorisation to stay for humanitarian reasons at first instance' means a person covered by an other first instance decision granting authorisation to stay for humanitarian reasons under national law concerning international protection, taken by administrative or judicial bodies during the reference period. It includes persons who are not eligible for international protection as currently defined in the first stage legal instruments, but are nonetheless protected against removal under the obligations that are imposed on all Member States by international refugee or human rights instruments or on the basis of principles flowing from such instruments. Examples of such categories include persons who are not removable on ill health grounds and unaccompanied minors.

'Dublin procedure' means a procedure according to the Council Regulation (EC) No 343/2003, establishing the criteria and mechanisms for determining the Member State responsible for examining an asylum application lodged in one of the Member States by a third-country national.

COUNTRY INFORMATION

Statistics on asylum applications in Cyprus relate to the number of administrative cases instead of individuals. This may result in underestimation of the actual number of applications, as one administrative case may cover several family members being a subject of this application.

The drop in the number of asylum applicants in Italy in 2009 followed the record high number of applicants in 2008 (30 145). According to the Italian authorities, one of the reasons for this decrease was the lower number, from May 2009 onwards, of migrants landing on the southern coasts of Italy.

Following the enforcement of the new asylum law in Greece, the examination of asylum applications has been decentralised to regional alien departments. The low figures recorded for August and September 2009 result from this procedural change and are subject to revisions.

ABBREVIATIONS

Belgium (BE), Bulgaria (BG), Czech Republic (CZ), Denmark (DK), Germany (DE), Estonia (EE), Ireland (IE), Greece (EL), Spain (ES), France (FR), Italy (IT), Cyprus (CY), Latvia (LV), Lithuania (LT), Luxembourg (LU), Hungary (HU), Malta (MT), the Netherlands (NL), Austria (AT), Poland (PL), Portugal (PT), Romania (RO), Slovenia (SI), Slovakia (SK), Finland (FI), Sweden (SE), the United Kingdom (UK), Iceland (IS), Lichtenstein (LI), Norway (NO) and Switzerland (CH).

EU ASYLUM POLICY

The Directorate-General for Justice, Freedom and Security (DG JLS) is responsible for developing EU policies on asylum. For more information please see:

http://www.ec.europa.eu/justice_home/index_en.htm

Further information

European Statistical Data Support:

Contact details for this support network can be found on our Internet site:

<http://ec.europa.eu/eurostat/>

Data on "Population and Social conditions, Asylum":

<http://epp.eurostat.ec.europa.eu/portal/page/portal/population/data/database>

(Select "International Migration and asylum" and "Asylum")

More information about "Population and social conditions":

<http://epp.eurostat.ec.europa.eu/portal/page/portal/population/introduction>

European Statistical Data Support:

Contact details for this support network can be found on our Internet site:

<http://ec.europa.eu/eurostat/>

Manuscript completed on: 29.01.2010

Data extracted on: 15.01.2010

ISSN 1977-0340

Catalogue number: KS-QA-10-003-EN-N

© European Union, 2010